


DR. B. C. ROY ENGINEERING COLLEGE

*Jemua Road, Fuljhore, Durgapur - 713206,
Dist. - Burdwan (W.B.)*

**AUDITED STATEMENT OF ACCOUNTS FOR THE
YEAR ENDED ON 31ST MARCH, 2020
(ASSESSMENT YEAR 2020-21)**



V. N. PUROHIT & CO.
CHARTERED ACCOUNTANTS

**AUDITORS' REPORT**

We have audited the attached Balance Sheet of **Dr. B.C. Roy Engineering College** as at March 31st, 2020 and also the Income & Expenditure account for the year ended on that date. These financial statements are the responsibility of the management. Our responsibility is to express an opinion on these financial statements based on our audit.

We conducted our audit in accordance with auditing standards generally accepted in India. Those standards require that we plan and perform our audit to obtain reasonable assurance about whether the financial statements are free of material misstatement. An audit includes examining, on a test basis, evidence supporting, the amounts and disclosure in financial statements. An audit also includes assessing the accounting principles used and significant estimates made by management, as well as evaluating the overall financial statement presentation. We believe that our audit provides a reasonable basis of our opinion.

In our opinion and to the best of our information and according to the explanations given to us the said accounts, give the information in the manner so required and gives a true and fair view in conformity with the accounting principles generally accepted in India:


- a) in the case of the Balance Sheet of the state of the affairs of Dr. B.C. Roy Engineering College as at 31st March, 2020; and
- b) in the case of the Income & Expenditure of the surplus for the year ended on that date.

Place: Durgapur

Dated: 06/10/2020

For **V. N. PUROHIT & CO.**
Chartered Accountants
Firm Regd No: 304040E

Sugata Ganguly
(SUGATA GANGULY)
Partner
Membership No. 065153



BALANCE SHEET AS AT 31ST MARCH, 2020

PREVIOUS YEAR	PARTICULARS	Sch. No.	AS AT 31ST MARCH, 2020	
	GENERAL FUNDS :			
393,180,221.32	Balance as per General Fund		408,286,534.71	
7,521,982.02	Less: Transferred to Gratuity Fund		10,713,884.26	
-	Less: Prior Period Adjustment		-	
-	Less: Transferred to Reserve Fund		-	
22,628,295.41	Add.: - Surplus for the year as per attached Income & Expenditure Accounts		10,428,352.95	
408,286,534.71				408,001,003.40
	RESERVE FUND :			
32,107,192.74	Group Gratuity Scheme			42,821,077.00
32,107,192.74				42,821,077.00
	LOAN FUNDS :	1		-
				-
	FUND MOVEMENTS (Inter Head)			
	Fund Received from Dr. B.C. Roy, APC			
	Fund Received from Dr. B.C. Roy, Polytechnic			
440,393,727.45	TOTAL			450,822,080.40
	FIXED ASSETS :	2		
283,316,462.65	Net Block			246,159,459.65
	INVESTMENTS	3		
113,657,568.33				170,983,779.08
	FUND MOVEMENTS (Inter Head)			
64,819,598.83	Fund Transferred To Dr. B.C. Roy Polytechnic		6,533,433.81	
-	Fund Transferred To Dr. B.C. Roy A.P.C.		61,306,509.96	
64,819,598.83				67,839,943.77
	CURRENT ASSETS :	4		
2,273,660.00	a) Deposits		2,483,487.00	
154,054.00	b) Loans & Advances		2,632,071.00	
83,865,815.51	c) Cash & Bank Balances		52,361,293.12	
13,716,839.50	d) Other Receivable		20,711,446.50	
100,010,369.01			78,188,297.62	
	Less:- CURRENT LIABILITIES :	5		
108,726,785.50	a) Advances against educational activities		102,629,649.50	
1,290,151.00	b) Security deposits		388,334.00	
1,476,820.00	c) Liabilities for Expenses		631,922.11	
723,811.87	d) Liabilities Against Student		2,042,071.11	
1,253,715.00	e) Unpaid statutory deductions		1,182,425.00	
836,512.00	f) Liabilities for Tax Deducted at Source		79,806.00	
7,102,476.00	g) Sundry Creditors		5,395,192.00	
121,410,271.37			112,349,399.72	
(21,399,902.36)	NET CURRENT ASSETS(4 - 5)			(34,161,102.10)
440,393,727.45	TOTAL			450,822,080.40


This is the Balance Sheet for the year ended 31st March, 2020 referred to in our report of even date annexed.

For V. N. PUROHIT & CO.
Chartered Accountants

Sugata Ganguly
(SUGATA GANGULY)
Partner

Membership No. 065153

Place : Durgapur
Dated : 06/10/2020



Pijush Pal Roy
Pijush Pal Roy
Director
Dr. B. C. Roy Engineering College
Durgapur

INCOME & EXPENDITURE A/C FOR THE YEAR ENDED 31ST MARCH, 2020

PREVIOUS YEAR	PARTICULARS	Sch. No.	FOR THE YEAR ENDED 31ST MARCH, 2020	
	INCOME :			
237,891,981.25	Tuition Fee		235,109,388.00	
4,048,000.00	Admission Fee		3,864,000.00	
3,321,500.00	Student Welfare Fund		3,252,000.00	
4,341,795.00	Dress Kit Receipt		4,194,100.00	
1,879,000.00	Examination Fees		200.00	
50,963,524.00	Hostel Fees & Charges	6	53,217,500.00	
851,000.00	Prospectus Sales		809,000.00	
13,081,986.00	Interest Received		13,210,094.32	
4,530,125.00	Maintenance Fees		4,790,750.00	
3,667,225.00	Other Income		3,916,548.00	
1,362,000.00	Professional Training Fees		1,322,500.00	
136,750.00	Registration Fees		565,600.00	
1,440,732.00	Fines		1,154,045.00	
-	Alumni Meet(Std.Contrb.& sponsorship)		526,007.59	
-	NCETSTEA(2020 I)		557,092.14	
327,515,618.25				326,488,825.05
	EXPENDITURE :			
155,864,353.00	Teaching & Course related expenses (Direct)	7	149,917,032.11	
33,639,357.00	Hostel Running & Maintenance Expenses	8	27,574,501.00	
95,685,261.91	Administrative & Establishment Expenses	9	113,155,713.99	
3,303,961.00	Students Welfare & Amenities	10	4,204,261.00	
20,209,411.00	Depreciation For the year	2	21,208,964.00	
18,813,274.34	Excess of Income over Expenditure		10,428,352.95	
	NOTES : As per Schedule	11		
327,515,618.25	TOTAL :			326,488,825.05

This is the Income & Expenditure Account for the year ended 31st March, 2020 referred to in our report of

For **V. N. PUROHIT & CO.**
Chartered Accountants

Sugata Ganguly
(SUGATA GANGULY)

Partner

Membership No. 065153

Place : Durgapur

Dated : 06/10/2020




Pijush Pal Roy


Pijush Pal Roy
Director

Dr. B. C. Roy Engineering College
Durgapur

**SCHEDULE ATTACHED TO BALANCE SHEET AS AT 31ST MARCH, 2020
AND INCOME & EXPENDITURE ACCOUNT FOR THE YEAR ENDED ON THAT DATE**

PREVIOUS YEAR	SCH. NO.	PARTICULARS	AS AT 31ST MARCH, 2020	
	1	LOAN FUNDS :		
	2	FIXED ASSETS :		
305,319,575.65		Gross Block	267,368,423.65	
22,003,113.00		Less:- Deprecation	21,208,964.00	
283,316,462.65		Net Block		246,159,459.65
	3	INVESTMENTS :		
		(a) <u>Fixed Deposits with :-</u>		
176,725.00		State Bank of India, Durgapur	176,725.00	
57,192,408.00		Axis Bank Ltd	126,205,261.00	
18,576,103.00		Bandhan Bank		
75,945,236.00				
		(b) Accured Interest on Fixed Deposit :-		126,381,986.00
5,466,063.00		(c) Investment in Group Gratuity Scheme		7,080,051.00
32,246,269.33		Total (3)		37,521,742.08
113,657,568.33				170,983,779.08
	4	CURRENT ASSETS :		
		(a) Deposited With -		
		Govt Semi-Govt. authorities		
20,500.00		Surobhi Gas	20,500.00	
2,042,000.00		Durgapur Projects Ltd./ W.B.S.E.D.C.L	2,251,827.00	
15,200.00		Bharat Sanchar Nigam Ltd.	15,200.00	
75,000.00		Durgapur Municipal Corporation	75,000.00	
80,960.00		Calcutta Electricity Supply Corporation	80,960.00	
40,000.00		DSC for Supply of Fuel Car	40,000.00	
2,273,660.00		Sub Total (a)		2,483,487.00
		(b) Loan & Advance -		
38,000.00		Advance To Staff (Jayanta)		
		Advance To Parties	2,569,461.00	
82,054.00		Advance To CRO Kolkata	39,110.00	
34,000.00		Advance from Salary	23,500.00	
154,054.00		Sub Total (b)		2,632,071.00
		(c) <u>Cash & Bank Balances -</u>		
		(i) <u>Cash in hand</u>		
		(as per Cash Books & certified by Management)	191,619.40	
30,569.40			191,619.40	
30,569.40				
		(ii) <u>Bank Balances -</u>		
517,073.81		State Bank of India - Durgapur	1,782,713.81	
51,980,986.98		Axis Bank Ltd.(Durgapur)	4,139,712.37	
1,008,719.09		Axis Bank Ltd (Kolkata)	825,479.63	
4,395,718.64		ICICI Bank	2,430,312.59	
32,466.00		Axis Bank (A/c- 912010067282057)	33,620.00	
406,986.50		State Bank of India (Group Gratuity Scheme)	377,639.50	
191,223.41		S.B.I A/c-33850153501	1,003,293.41	
23,651,972.74		Bandhan Bank Savings (A/c-50170004157449)	40,915,684.74	
337,098.94		S.B.I Fuljhore Current A/c-35411296128	212,348.94	
1,313,000.00		Demand Draft		
		Axis Bank Ltd. (SB A/C) No. 919010058473845 (Alumni)	59,206.59	
		Axis Bank Ltd. (SB A/C) No. 919010061262351 (Semina)	389,662.14	
83,835,246.11		Sub Total (c)	52,169,673.72	
83,865,815.51				52,361,293.12
		(d) Other Receivable		
5,000.00		Receivable from WBUT/ WBJEB & WBJEE	10,000.00	
1,200,250.00		Receivable from MAKAUT for SWC Scheme	1,784,750.00	
9,377,237.50		Tuition Fees Due	15,476,856.50	
2,974,457.00		TDS Receivable	3,279,540.00	
		Receivable from Makut for Excess Exam Fee Paid	30,000.00	
1,854.00		ATM Rent Receivable (Axis Bank Ltd)	26,238.00	
34,669.00		Office Rent(SBI) Receivable		
50,758.00		Electricity Charges Receivable	24,312.00	
68,166.00		Excess PF Admin Charges	74,864.00	
4,448.00		Excess PF EDLI	4,886.00	
13,716,839.50		Sub total (d)		20,711,446.50
		(e) Refund of Student Welfare Fund (09-10)		
100,010,369.01		Total (4)		78,188,297.62





Contd. 
Pijush Pal Roy
 Director
Dr. B. C. Roy Engineering College

**SCHEDULE ATTACHED TO BALANCE SHEET AS AT 31ST MARCH, 2020
AND INCOME & EXPENDITURE ACCOUNT FOR THE YEAR ENDED ON THAT DATE**

PREVIOUS YEAR	SCH. NO.	PARTICULARS	AS AT 31ST MARCH, 2020	
	5	CURRENT LIABILITIES :		
		(a) <u>Advances against educational activities -</u>		
55,397,674.50		Advance for Tuition Fee	50,883,444.50	
8,000.00		Advance Admission Fee	1,018,700.00	
3,681,550.00		Advance Examination Fees	3,325,000.00	
776,250.00		Advance Student Welfare Fund	704,750.00	
1,102,875.00		Advance Maintenance Fees	1,071,000.00	
11,380.00		Advance For Dress Kit	-	
185,000.00		Professional Training Fee	197,000.00	
36,014,221.00		Total Caution Money(Refundable)	34,601,055.00	
3,215,750.00		Advance Hostel Seat Rent	3,419,250.00	
7,558,250.00		Advance Hostel Mess Charge	7,375,250.00	
749,435.00		Advance Semester Fee (NEFT)	-	
26,400.00		Advance Journal Subscription Fee	34,200.00	
108,726,785.50		Sub Total (a)		102,629,649.50
		(b) <u>Security Deposit -</u>		388,334.00
1,290,151.00		(c) <u>Liabilities for Expenses -</u>		
1,384,834.00		Outstanding Expenses	552,387.11	
44,786.00		Outstanding Salary	32,335.00	
47,200.00		Outstanding Audit Fees	47,200.00	
1,476,820.00		Sub Total (c)		631,922.11
		(d) <u>Liabilities Against Student -</u>		
313,042.00		Student Stipend	532,542.00	
39,000.00		TFW (SWC) Scheme	247,000.00	
3,200.00		MAKAUT Development & Reg Fees	-	
42,450.00		Education Loan Refundable	159,850.00	
72,575.00		Mediclaime Payable	-	
172,394.87		Excess Fees Refundable	128,793.11	
81,150.00		Admission Fees Refundable	54,150.00	
		Bihar Credit Card	919,736.00	
723,811.87		Sub Total (d)		2,042,071.11
		(e) <u>Unpaid Statutory Deduction -</u>		
29,484.00		P.F Administrative Charges	21,684.00	
170,799.00		P.F Employer's Contribution	165,643.00	
534,422.00		Provident Fund Contribution	518,634.00	
363,623.00		Liability For Pension Fund	352,991.00	
21,818.00		Liability For PF (EDLI)	21,181.00	
16,161.00		ESI Employee Contribution (Pending Case)	16,161.00	
16,290.00		ESI Employee Contribution	5,677.00	
44,068.00		ESI Employer's Contribution	24,584.00	
57,050.00		Professional Tax	55,870.00	
1,253,715.00		Sub Total (e)		1,182,425.00
		(f) <u>Liabilities for Tax Deducted at Source</u>		
617,286.00		I.T.D.S (Salary)		
219,226.00		I.T.D.S (Other Than Salary)	79,806.00	
836,512.00		Sub Total (f)		79,806.00
		(g) <u>Sundry Creditors</u>		
2,233,103.00		-For Fixed Assets	463,104.00	
4,869,373.00		-For Expenses	4,932,088.00	
7,102,476.00		Sub Total (g)		5,395,192.00
121,410,271.37		Total (5)		112,349,399.72


Contd..




Pijush Pal Roy
 Director
 Dr. B. C. Roy Engineering College
 Durgapur

**SCHEDULE ATTACHED TO BALANCE SHEET AS AT 31ST MARCH, 2020
AND INCOME & EXPENDITURE ACCOUNT FOR THE YEAR ENDED ON THAT DATE**

PREVIOUS YEAR	SCH. NO.	PARTICULARS	AS AT 31ST MARCH, 2020	
	6	Hostel Fees & Charges		
36,679,524.00		Hostel Mess Charges	36,929,250.00	
14,284,000.00		Hostel Seat Rent	16,288,250.00	
50,963,524.00				53,217,500.00
	7	TEACHING & COURSE RELATED EXPENSES :		
118,831,614.00		Salaries & Honorarium	118,831,614.00	
755,207.00		Pre-admission Councelling/ Education Fair	1,080,217.00	
109,052.00		Seminar, Workshop & Projects	832,197.11	
16,037,452.00		Promotional Expenses	18,625,840.00	
850,500.00		WBUT Fee & AICTE Fee	720,250.00	
1,159,528.00		E Resources Expenses	1,195,673.00	
220,617.00		Subscription to Journals / e-Journals	113,386.00	
3,750,000.00		Examination Expenses		
1,629,000.00		Stipend for M.Tech Courses	1,206,000.00	
2,371,661.00		Internet Access Charge	2,520,108.00	
4,341,782.00		Students Dress, Kits & Equipments	4,183,032.00	
458,533.00		Consumables & Stores	608,715.00	
150,514,946.00				149,917,032.11
	8	HOSTEL RUNNING & MAINTENANCE :		
29,042,447.00		Catering Service Expenses	27,574,501.00	
29,042,447.00				27,574,501.00
	9	ADMINISTRATIVE & ESTABLISHMENT EXPENSES :		
54,336,259.00		Salaries & Honorarium	61,975,670.00	
9,515,186.00		Contributions to Provident Fund , ESI and Gratuity	11,355,798.00	
949,947.00		Group Insurance	1,109,600.00	
288,905.00		P.F. Admin Expenses	265,060.00	
212,933.15		Group Gratuity Incidental Expenses	216,791.57	
179,896.00		House Rent (Employee)	178,248.00	
2,989,721.00		A.M.C Expenses	2,742,641.00	
426,000.00		Bus Hire Charges	455,155.00	
2,247,602.00		House Keeping Expenses	2,354,211.00	
104,070.00		Dish/Cable Tv Rent	62,842.00	
83,533.00		Staff Welfare	109,718.00	
119,238.00		Recruitment Expenses	50,795.00	
780,431.00		Traveling, Conveyance Allowance & Exps.	640,524.00	
6,469,147.00		Water Supply & Electricity	7,163,020.00	
27,650.00		Legal Expenses	8,270.00	
459,223.00		License Fee For Software	908,659.00	
216,482.00		Insurance	356,434.00	
10,008,313.00		Security Service	9,848,987.00	
178,751.00		Subscription & Donations	258,000.00	
274,411.00		DMC Charges	328,758.00	
281,295.00		Office Maintenance	377,883.00	
4,046,801.00		Repairs & Maintenance	5,953,533.75	
112,175.00		Postage & Telephone	82,368.00	
1,213,734.00		Printing & Stationary	1,413,709.00	
273,684.00		Pest Control	381,464.00	
50,871.00		Newspaper & Periodicals	43,393.00	
24,577.69		Bank Charges	11,950.27	
209,056.00		Land Revenue	297,403.00	
205,626.00		Professional Service Expenses	739,067.00	
48,551.00		Transport Charges	35,557.00	
71,383.00		Entertainment Expenses	228,955.00	
640,293.00		Cost of Diesel & Motor Running Exp	493,255.00	
25.00		Annual Return Filling Fees	25.00	
88,470.00		Membership Fee (Institutional)	54,870.00	
20,505.00		Medical Expenses	19,999.00	
47,200.00		Audit fees	47,200.00	
904,893.00		Other Expenses	1,438,037.40	
		NBA Expenses	1,147,863.00	
98,106,837.84				113,155,713.99
	10	STUDENTS WELFARE AND AMENITIES :		
1,964,032.00		Training & Placement Expenses	1,033,060.00	
3,255,947.00		Student Activities Expenses	3,171,201.00	
5,219,979.00				4,204,261.00




Pijush Pal Roy
 Director
 Dr. B. C. Roy Engineering College
 Durgapur


DR. B.C. ROY ENGINEERING COLLEGE, DURGAPUR(ENGG)
SCHEDULE OF FIXED ASSETS AS ON 31.03.2020


Name of the Asset	Rate (%)	Cost As On 01.04.2019	Addition During The Year	Addition (In Rs.) Up to 30/09/19	Addition (In Rs.) After 01/10/19	Sold/ Adj. During The Yr.	Total Cost As On 31.03.2020	Dep. Up to 31.03.2019	Dep. For The Year	Adj. Of Dep/Dep W/Back	Total Depreciation As On 31.03.2020	Written Down Value As On 31.03.2020
Block-A @ 0%												
Land	0%	19,854,066.50	-	-	-	-	19,854,066.50	-	-	-	-	19,854,066.50
Land	0%	15,850,706.50	-	-	-	-	15,850,706.50	-	-	-	-	15,850,706.50
Land Development	0%	3,719,756.00	-	-	-	-	3,719,756.00	-	-	-	-	3,719,756.00
Playground	0%	283,604.00	-	-	-	-	283,604.00	-	-	-	-	283,604.00
Block-B @ 5%												
Land & Building												
Academic Building (Asutosh Bhawan)	5%	337,149,188.42	4,194,777.00	1,148,106.00	3,046,671.00	28,485,162.00	312,858,803.42	130,537,149.00	9,039,915.00	-	139,577,064.00	173,281,739.42
Auditorium Building	5%	35,148,101.00	-	-	-	28,485,162.00	6,662,939.00	6,662,939.00	-	-	6,662,939.00	28,485,162.00
Boundary Wall	5%	16,834,307.00	-	-	-	-	16,834,307.00	1,866,445.00	748,393.00	-	2,614,838.00	14,219,469.00
Cafeteria	5%	1,404,674.00	-	-	-	-	1,404,674.00	759,316.00	32,268.00	-	791,584.00	613,090.00
Central Library Building	5%	4,874,721.00	-	127,977.00	-	-	127,977.00	3,159,835.00	6,399.00	-	6,399.00	121,578.00
Club House Building	5%	-	2,228,764.00	-	2,228,764.00	-	4,874,721.00	85,744.00	85,744.00	-	3,245,579.00	1,629,142.00
Coll Bldg (Civil Engg)	5%	11,752,511.13	-	-	-	-	11,752,511.13	3,877,474.00	55,719.00	-	55,719.00	2,173,045.00
Coll Bldg (K. Building)	5%	-	1,020,129.00	1,020,129.00	-	-	1,020,129.00	51,006.00	51,006.00	-	4,271,226.00	7,481,285.13
Coll Bldg (M. Tech)	5%	8,739,061.00	-	-	-	-	8,739,061.00	4,227,262.00	225,590.00	-	4,452,852.00	969,123.00
Coll Bldg (ME Extn)	5%	366,351.54	-	-	-	-	366,351.54	113,405.00	12,647.00	-	126,052.00	4,286,209.00
Coll Bldg (ECE & EIE)	5%	17,885,798.00	-	-	-	-	17,885,798.00	6,762,961.00	156,142.00	-	7,319,103.00	240,299.54
College Building (Main)	5%	67,147,454.19	511,803.00	-	511,803.00	-	67,659,257.19	47,153,424.00	1,012,497.00	-	48,165,921.00	10,566,695.00
College Gate (SBI Bank)	5%	17,000.00	-	-	-	-	17,000.00	3,846.00	658.00	-	4,504.00	19,493,336.19
College Well	5%	30,240.00	-	-	-	-	30,240.00	12,900.00	867.00	-	13,767.00	12,496.00
Const. of PCC Road (Asutosh Bhawan)	5%	114,354.00	-	-	-	-	114,354.00	2,859.00	5,575.00	-	8,434.00	16,473.00
Const. of Road (Academic Bldg RCC Road)	5%	2,117,232.00	-	-	-	-	2,117,232.00	115,120.00	100,106.00	-	215,226.00	105,920.00
Const. of Road (Approach to Boys Hostel)	5%	164,001.00	-	-	-	-	164,001.00	30,422.00	6,679.00	-	37,101.00	1,902,006.00
Const. of Road (from Civil Bldg to Main Gate)	5%	2,153,102.00	-	-	-	-	2,153,102.00	353,238.00	89,993.00	-	443,231.00	126,900.00
Const. of Road (Front of ISB)	5%	418,033.00	-	-	-	-	418,033.00	59,623.00	17,921.00	-	77,544.00	1,709,871.00
Const. of road(in front of staff quarter)	5%	16,838.00	-	-	-	-	16,838.00	1,642.00	760.00	-	2,402.00	340,489.00
Const. of High Drain	5%	424,837.00	-	-	-	-	424,837.00	21,242.00	20,180.00	-	41,422.00	14,436.00
Cycle Stand	5%	307,245.00	-	-	-	-	307,245.00	176,479.00	6,538.00	-	183,017.00	383,415.00
Dev. Of Rd, Pathways	5%	1,560,143.00	-	-	-	-	1,560,143.00	798,883.00	38,063.00	-	836,946.00	124,228.00
External Water Supply	5%	1,415,980.00	-	-	-	-	1,415,980.00	799,931.00	30,802.00	-	830,733.00	723,197.00
Faculty Residence	5%	1,025,895.00	-	-	-	-	1,025,895.00	454,990.00	28,545.00	-	483,535.00	585,247.00
Faculty Room inside M.E Workshop Bldg	5%	271,782.00	-	-	-	-	271,782.00	44,589.00	11,360.00	-	55,949.00	542,960.00
Fountain at Bidhan Udyan	5%	-	249,843.00	-	249,843.00	-	249,843.00	44,589.00	6,246.00	-	50,835.00	215,933.00
			249,843.00				249,843.00		6,246.00		6,246.00	243,597.00




Pijush Pal Roy
 Director
 Dr. B. C. Roy Engineering College
 Durgapur

Name of the Asset	Rate (%)	Cost As On 01.04.2019	Addition During The Year	Addition (In Rs.) Up to 30/09/19	Addition (In Rs.) After 01/10/19	Sold/ Adj. During The Yr.	Total Cost As On 31.03.2020	Dep. Up to 31.03.2019	Dep. For The Year	Adj. Of Dep/Dep W/Back	Total Depreciation As On 31.03.2020	Written Down Value As On 31.03.2020	Written In Value As On 31.03.2020
Garage Building	5%	-	14,053.00	-	14,053.00	-	14,053.00	-	351.00	-	351.00	13,702.00	5,836
Girls' Hostel Building (Mother Teresa)	5%	11,292,077.00	-	-	-	-	11,292,077.00	5,455,583.00	291,825.00	-	5,747,408.00	5,544,669.00	15,039
Girls' Hostel Building (Sister Nivedita)	5%	20,170,084.03	-	-	-	-	20,170,084.03	5,130,311.00	751,989.00	-	5,882,300.00	14,287,784.03	15,039
Gymnasium	5%	299,172.00	-	-	-	-	299,172.00	188,450.00	5,536.00	-	193,986.00	105,186.00	110
Health Centre	5%	3,705,935.00	-	-	-	-	3,705,935.00	2,334,883.00	68,553.00	-	2,403,436.00	1,302,499.00	1,371
Hostel Boarding Wall	5%	42,918.00	-	-	-	-	42,918.00	27,617.00	765.00	-	28,382.00	14,536.00	15
Hostel Building (Boys) (Aurobindo)	5%	23,976,663.03	-	-	-	-	23,976,663.03	6,268,442.00	885,411.00	-	7,153,853.00	16,822,810.03	17,708
Hostel Building (Boys) (Chitaranjan)	5%	23,336,953.00	-	-	-	-	23,336,953.00	5,047,557.00	914,470.00	-	5,962,027.00	17,374,926.00	18,289
Hostel Building (Boys) (satyen Bose)	5%	19,226,236.50	-	-	-	-	19,226,236.50	9,355,611.00	493,531.00	-	9,849,142.00	9,377,094.50	9,870
Humanities & Sc Block	5%	6,591,469.00	-	-	-	-	6,591,469.00	3,028,794.00	178,134.00	-	3,206,928.00	3,384,541.00	3,562
Integrated Service Bldg(A.J.C bose Bhaban)	5%	14,574,674.00	-	-	-	-	14,574,674.00	2,211,721.00	618,148.00	-	2,829,869.00	11,744,805.00	12,362
Internal Water Supply	5%	133,890.00	-	-	-	-	133,890.00	66,062.00	3,351.00	-	69,413.00	64,437.00	67
Management House	5%	2,478,228.00	-	-	-	-	2,478,228.00	1,627,544.00	42,534.00	-	1,670,078.00	808,150.00	850
Misc Construction	5%	1,937,052.00	-	-	-	-	1,937,052.00	317,791.00	80,963.00	-	398,754.00	1,538,298.00	1,619
Nazrul Mancha	5%	511,578.00	-	-	-	-	511,578.00	172,199.00	16,969.00	-	189,168.00	322,410.00	399
Office Building (Kolkata)	5%	12,176,999.00	-	-	-	-	12,176,999.00	5,868,373.00	315,431.00	-	6,183,804.00	5,993,195.00	6,308
Pipe Line (Chem. Lab)	5%	27,552.00	-	-	-	-	27,552.00	11,923.00	781.00	-	12,704.00	14,848.00	15
Pump House	5%	158,269.00	-	-	-	-	158,269.00	19,003.00	6,963.00	-	25,966.00	132,303.00	139
Rabindra Bhawan	5%	1,597,908.00	-	-	-	-	1,597,908.00	244,346.00	67,678.00	-	312,024.00	1,285,884.00	1,353
Rain Water Harvesting (Const)	5%	-	42,208.00	-	-	-	42,208.00	-	1,055.00	-	1,055.00	41,153.00	129
Retaining Wall	5%	278,694.00	-	-	-	-	278,694.00	149,289.00	6,470.00	-	155,759.00	122,935.00	129
SBI Block Building	5%	555,360.00	-	-	-	-	555,360.00	123,054.00	21,615.00	-	144,669.00	410,691.00	432
Staff Qtr (teacher's Residential Acc.)	5%	13,072,528.00	-	-	-	-	13,072,528.00	1,640,803.00	571,586.00	-	2,212,389.00	10,860,139.00	11,431
Teacher's Enclosure	5%	52,061.00	-	-	-	-	52,061.00	32,794.00	963.00	-	33,757.00	18,504.00	19
Under Drinking water reservoir	5%	1,001,080.00	-	-	-	-	1,001,080.00	138,848.00	43,112.00	-	181,960.00	819,120.00	862
Under Gr. Reservoir	5%	70,432.00	-	-	-	-	70,432.00	44,365.00	1,303.00	-	45,668.00	24,764.00	26
Water Pipe Line	5%	492,217.00	-	-	-	-	492,217.00	126,834.00	18,269.00	-	145,103.00	347,114.00	365
Workshop Building	5%	5,199,498.00	-	-	-	-	5,199,498.00	3,446,127.00	87,669.00	-	3,533,796.00	1,665,702.00	1,753
Block-C @ 10%	10%	357,149,181.42	4,394,777.00	1,148,106.00	3,046,671.00	28,485,162.00	512,853,803.42	30,537,149.00	9,039,915.00	-	39,577,064.00	7,72,311.58	2,06,632
Furniture & Fittings	10%	47,639,519.37	2,688,959.00	1,251,468.00	1,437,491.00	500.00	50,327,978.37	25,165,958.00	2,444,381.00	-	27,610,395.00	27,747,639.37	22,473
Aquaguard	10%	663,557.00	45,272.00	33,413.00	11,859.00	-	708,829.00	373,119.00	32,978.00	-	406,097.00	302,732.00	290
Broadband Home Antenna	10%	130,000.00	-	-	-	-	130,000.00	70,931.00	5,907.00	-	76,838.00	53,162.00	59
Cabinet Feder Piller Box	10%	168,000.00	-	-	-	-	168,000.00	40,638.00	12,736.00	-	53,374.00	114,626.00	127
Camera (Nikon)	10%	8,000.00	-	-	-	-	8,000.00	5,210.00	279.00	-	5,489.00	2,511.00	2
Canteen Furniture	10%	70,000.00	-	-	-	-	70,000.00	56,388.00	1,361.00	-	57,749.00	12,251.00	13
CCTV - Campus Solution	10%	712,690.00	169,990.00	-	169,990.00	-	882,560.00	213,847.00	58,375.00	-	272,222.00	610,338.00	498
Cost of Signboard	10%	142,538.50	-	-	-	-	142,538.50	113,004.00	2,953.00	-	115,957.00	26,581.50	29




Pijush Pal Roy
 Director
 Dr. B. C. Roy Engineering College
 Nuramir

Name of the Asset	Rate (%)	Cost As On 01.04.2019	Addition During The Year	Addition (In Rs.) Upto 30/09/19	Addition (In Rs.) After 01/10/19	Sold/ Adj. During The Yr.	Total Cost As On 31.03.2020	Dep. Upto 31.03.2019	Dep. For The Year	Adj. Of Dep/Dep W/Back	Total Depreciation As On 31.03.2020	Written Down Value As On 31.03.2020	Written Value 31.03
Door Mat	10%	51,990.00	-	-	-	-	51,990.00	31,985.00	2,001.00	-	33,986.00	18,004.00	2
Electric Fan	10%	3,393,345.00	32,150.00	32,150.00	-	-	3,425,495.00	1,803,077.00	162,242.00	-	1,965,319.00	1,460,176.00	1,55
EPBX System	10%	656,655.00	-	-	-	-	656,655.00	504,529.00	15,213.00	-	519,742.00	136,913.00	15
Euro Clean(vacuum cleaner)	10%	14,450.00	-	-	-	-	14,450.00	2,102.00	1,239.00	-	3,341.00	11,149.00	1
External Electrification	10%	2,099,515.37	23,520.00	11,760.00	11,760.00	-	2,123,035.37	1,607,266.00	50,989.00	-	1,658,255.00	464,780.37	49
Fax Machine	10%	47,362.00	-	-	-	-	47,362.00	39,887.00	748.00	-	40,635.00	6,727.00	7
Fire Extinguisher	10%	185,023.00	-	-	-	-	185,023.00	107,679.00	7,734.00	-	115,413.00	69,610.00	7
Furniture & Fittings	10%	26,521,269.00	1,307,520.00	415,566.00	891,954.00	-	27,828,789.00	13,647,640.00	1,373,518.00	-	15,021,158.00	12,807,631.00	12,87
Gyser	10%	14,891.00	-	-	-	-	14,891.00	745.00	1,415.00	-	2,160.00	12,731.00	1
Gymnasium Equip.	10%	87,937.00	-	-	-	-	87,937.00	40,597.00	4,734.00	-	45,331.00	42,606.00	4
Insect Flasher	10%	32,067.00	-	-	-	-	32,067.00	9,735.00	2,233.00	-	11,968.00	20,099.00	2
Internal Decoration	10%	3,908,186.00	-	-	-	-	3,908,186.00	2,875,786.00	103,240.00	-	2,979,026.00	929,160.00	1,03
Internal Electrification	10%	3,498,515.50	504,580.00	504,580.00	-	-	4,003,095.50	1,690,611.00	231,248.00	-	1,921,859.00	2,081,236.50	1,80
Laboratory Infrastructure Development	10%	457,491.00	83,690.00	83,690.00	-	-	541,181.00	22,875.00	51,831.00	-	74,706.00	466,475.00	43
Ladder (Aluminium)	10%	18,691.00	-	-	-	-	18,691.00	1,869.00	1,682.00	-	3,551.00	15,140.00	1
Lawn Mower Machine	10%	9,672.00	14,249.00	14,249.00	-	-	23,921.00	5,546.00	1,838.00	-	7,384.00	16,537.00	4
Lock	10%	48,209.00	-	-	-	-	48,209.00	38,843.00	1,237.00	-	37,080.00	11,129.00	1
Locker	10%	51,736.00	-	-	-	-	51,736.00	38,586.00	1,315.00	-	39,901.00	11,835.00	1
Medical Apparatus	10%	18,476.00	-	-	-	-	18,476.00	11,222.00	725.00	-	11,947.00	6,529.00	7
Musical Instruments	10%	134,929.00	18,800.00	-	18,800.00	-	153,729.00	75,867.00	6,846.00	-	82,713.00	71,016.00	5
Currency Counting Machine	10%	12,000.00	6,703.00	6,703.00	-	-	18,703.00	8,612.00	1,009.00	-	9,621.00	9,082.00	3
Office Equipment	10%	58,806.00	-	-	-	-	58,806.00	45,101.00	1,371.00	-	46,472.00	12,334.00	1
Set Top Box	10%	18,000.00	-	-	-	-	18,000.00	3,879.00	1,412.00	-	5,291.00	12,709.00	1
Sound System (MBA)	10%	976,501.00	62,160.00	60,100.00	56,150.00	-	1,038,661.00	309,099.00	70,149.00	-	379,248.00	659,413.00	667
Sports Goods	10%	735,286.00	103,787.00	31,540.00	72,247.00	-	839,073.00	319,349.00	48,360.00	-	367,709.00	471,364.00	415
Street Lighting	10%	1,222,878.00	113,232.00	113,232.00	113,232.00	-	1,336,110.00	354,255.00	92,524.00	-	446,779.00	889,331.00	868
T.V. & Refrigerator	10%	708,950.00	29,400.00	29,400.00	-	500.00	737,850.00	324,491.00	41,386.00	-	365,877.00	371,973.00	384
Telephone Cable & Ac.	10%	92,267.00	67,532.00	-	67,532.00	-	159,799.00	63,966.00	6,207.00	-	70,173.00	89,626.00	28
Telephone Set	10%	294,104.00	30,284.00	26,107.00	4,177.00	-	324,388.00	184,301.00	13,800.00	-	198,101.00	126,287.00	109
Van (hand Driven)	10%	14,500.00	-	-	-	-	14,500.00	4,987.00	951.00	-	5,938.00	8,562.00	9
Water Cooler	10%	258,552.00	46,500.00	46,500.00	-	-	305,052.00	99,543.00	20,551.00	-	120,094.00	184,958.00	159
Water Tank	10%	107,500.00	29,650.00	9,800.00	19,850.00	-	137,150.00	21,791.00	10,044.00	-	31,835.00	100,315.00	80
Block D @ 15%		47,639,519.37	2,588,958.00	1,257,466.00	1,457,491.00	500.00	50,327,378.37	25,165,958.00	2,744,311.00	-	47,580,530.00	27,830,119.00	27,75
Plant & Machinery	15%	55,925,733.28	2,104,672.00	826,255.00	1,278,417.00	300,548.00	57,729,857.28	37,101,422.00	3,049,465.00	-	40,144,887.00	17,584,970.28	18,824
Airconditioner Machine	15%	5,839,607.00	743,790.00	623,492.00	120,298.00	10,500.00	6,572,897.00	3,243,401.00	491,977.00	-	3,735,378.00	2,837,519.00	2,596
D.G Set (10 KVA)	15%	67,290.00	-	-	-	-	67,290.00	5,047.00	9,336.00	-	14,383.00	52,907.00	62
D.G Set (15 KVA)	15%	132,518.00	-	-	-	-	132,518.00	9,939.00	18,387.00	-	28,326.00	104,192.00	122



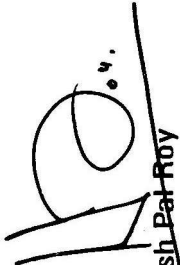
Pijush Pal Roy
 Director
 Dr. B. C. Roy Engineering College
 Durgapur


Name of the Asset	Rate (%)	Cost As On 01.04.2019	Addition During The Year	Addition (In Rs.) Up to 30/09/19	Addition (In Rs.) After 01/10/19	Sold/ Adj. During The Yr.	Total Cost As On 31.03.2020	Dep. Up to 31.03.2019	Dep. For The Year	Adj. Of Dep/Dep W/Back	Total Depreciation As On 31.03.2020	Written Down Value As On 31.03.2020	Write Off Value
D G Set (82.5 KVA)	15%	1,374,151.00	-	-	-	-	1,374,151.00	726,936.00	97,082.00	-	824,018.00	550,133.00	-
D G Set (LSDSL3PC20063KVA)	15%	571,281.00	-	-	-	-	571,281.00	246,756.00	48,679.00	-	295,435.00	275,846.00	-
Electric Meter	15%	14,825.00	4,894.00	4,894.00	-	-	19,719.00	12,175.00	1,132.00	-	13,307.00	6,412.00	-
Fire Safety System (Hydrant & Alarm)	15%	716,201.00	-	-	-	290,048.00	426,153.00	288,435.00	64,165.00	-	352,600.00	73,553.00	-
Hydraulic Lab	15%	21,471.00	-	-	-	-	21,471.00	20,428.00	156.00	-	20,584.00	887.00	-
Inverter(Exide)	15%	43,700.00	-	-	-	-	43,700.00	19,839.00	3,579.00	-	23,418.00	20,282.00	-
Kitchen Chimney	15%	-	213,010.00	213,010.00	-	-	213,010.00	15,976.00	15,976.00	-	15,976.00	197,034.00	-
Laboratory Equipment (Chemistry)	15%	133,185.00	1,163.00	1,163.00	-	-	134,348.00	35,427.00	14,838.00	-	50,265.00	84,083.00	-
Laboratory Equipment (Civil)	15%	438,964.00	-	-	-	-	438,964.00	189,803.00	37,374.00	-	227,177.00	211,787.00	-
Laboratory Equipment (ECE)	15%	3,440,713.00	-	-	-	-	3,440,713.00	1,056,566.00	357,622.00	-	1,414,188.00	2,026,525.00	-
Laboratory Equipment (EE)	15%	12,395.00	202,645.00	196,706.00	5,939.00	-	215,040.00	5,924.00	30,922.00	-	36,846.00	178,194.00	-
Laboratory Equipment (EIE)	15%	743,379.00	-	-	-	-	743,379.00	179,078.00	84,645.00	-	263,723.00	479,656.00	-
Laboratory Equipment (L/B/S)	15%	31,707,937.50	-	-	-	-	31,707,937.50	26,109,653.00	839,743.00	-	26,949,396.00	4,758,541.50	-
Laboratory Equipment (ME)	15%	180,486.00	-	-	-	-	180,486.00	63,723.00	17,514.00	-	81,237.00	99,249.00	-
Laboratory Equipment (Physics)	15%	109,428.00	-	-	-	-	109,428.00	35,327.00	11,115.00	-	46,442.00	62,986.00	-
Lift (Elevator)	15%	3,050,333.00	790,500.00	790,500.00	-	-	3,840,833.00	1,403,028.00	306,384.00	-	1,709,412.00	2,131,421.00	-
Photocopy Machine	15%	365,953.00	-	-	-	-	365,953.00	279,651.00	12,945.00	-	292,596.00	73,357.00	-
Projector	15%	828,580.00	129,227.00	129,227.00	-	-	957,807.00	465,768.00	64,114.00	-	529,882.00	427,925.00	-
Tools & Implements	15%	213,333.51	-	-	-	-	213,333.51	194,764.00	2,785.00	-	197,549.00	15,784.51	-
Transformer (31.5 KVA)	15%	4,504,224.00	-	-	-	-	4,504,224.00	1,349,359.00	473,230.00	-	1,822,589.00	2,681,635.00	-
Washing Machine	15%	15,500.00	-	-	-	-	15,500.00	15,500.00	-	-	15,500.00	-	-
Water Heater	15%	6,695.00	-	-	-	-	6,695.00	1,431.00	790.00	-	2,221.00	4,474.00	-
Water Meter	15%	66,115.00	-	-	-	-	66,115.00	42,027.00	3,613.00	-	45,640.00	20,475.00	-
Water Pump	15%	283,417.00	19,443.00	19,443.00	-	-	302,860.00	142,109.00	22,654.00	-	164,763.00	138,097.00	-
Workshop Equipment	15%	1,044,051.27	-	-	-	-	1,044,051.27	959,328.00	12,708.00	-	972,036.00	72,015.27	-
Motor Car	15%	4,657,064.00	-	-	-	-	4,657,064.00	2,052,274.00	390,719.00	-	2,442,993.00	2,214,071.00	-
Bolero Spl. Edition	15%	565,666.00	-	-	-	-	565,666.00	565,666.00	-	-	565,666.00	-	-
Maruti Eriga ZDI	15%	1,076,724.00	-	-	-	-	1,076,724.00	298,791.00	116,690.00	-	415,481.00	661,243.00	-
Maruti Wagon RL XI	15%	347,956.00	-	-	-	-	347,956.00	259,028.00	13,339.00	-	272,367.00	75,589.00	-
Scorpio	15%	1,330,778.00	-	-	-	-	1,330,778.00	99,808.00	184,646.00	-	284,454.00	1,046,324.00	-
Toyota	15%	150,000.00	-	-	-	-	150,000.00	119,331.00	4,600.00	-	123,931.00	26,069.00	-
Travera L T L	15%	1,125,000.00	-	-	-	-	1,125,000.00	675,749.00	67,388.00	-	743,137.00	381,863.00	-
Two Wheeler Super Splendor	15%	60,940.00	-	-	-	-	60,940.00	33,901.00	4,056.00	-	37,957.00	22,983.00	-
Books & Periodicals	40%	27,111,398.58	1,112,850.00	659,486.00	453,364.00	-	28,224,248.58	24,931,071.00	1,216,598.00	-	26,157,669.00	2,066,579.58	-
Books For Book Bank	40%	8,967,771.00	799,194.00	456,406.00	342,788.00	-	9,766,965.00	7,456,556.00	855,606.00	-	8,312,162.00	1,454,803.00	-
Library Books	40%	18,143,627.58	313,656.00	203,080.00	110,576.00	-	18,450,289.58	17,474,515.00	370,992.00	-	17,845,507.00	611,776.58	-
Block-E @ 40%		50,582,397.28	2,043,572.00	826,255.00	1,278,437.00	-	52,330,549.28	49,555,696.00	5,434,104.00	-	42,597,800.00	15,732,749.28	-



Pijush Pal Roy
Director
Dr. B. C. Roy Engineering College
BIRMOHUR

Name of the Asset	Rate (%)	Cost As On 01.04.2019	Addition During The Year	Addition (In Rs.) Upto 30/09/19	Addition (In Rs.) After 01/10/19	Sold/ Adj. During The Yr.	Total Cost As On 31.03.2020	Dep. Upto 31.03.2019	Dep. For The Year	Adj. Of Dep/Dep W/Back	Total Depreciation As On 31.03.2020	Written Down Value As On 31.03.2020	Written Down Value As On 31.03.2019
Computer & Accessories	40%	65,731,451.50	2,802,207.00	1,077,517.00	1,724,690.00	65,294.00	68,468,364.50	54,964,085.00	5,063,886.00	-	60,027,971.00	8,440,893.50	10,767,366.00
Computer & Peripherals	40%	49,854,076.00	1,477,242.00	35,046.00	1,442,196.00	-	51,331,318.00	40,348,142.00	4,104,831.00	-	44,452,973.00	6,878,345.00	9,505,933.00
Computer Network	40%	2,179,280.00	34,443.00	34,443.00	-	-	2,213,723.00	2,101,487.00	44,894.00	-	2,146,381.00	67,342.00	77,791.00
Computer Software	40%	6,847,690.50	-	-	-	-	6,847,690.50	6,799,434.00	19,303.00	-	6,818,737.00	28,953.50	48,251.00
Digital Computer Lab	40%	3,240,000.00	-	-	-	-	3,240,000.00	2,752,756.00	194,898.00	-	2,947,654.00	292,346.00	487,241.00
Internet Connection	40%	1,903,650.00	-	-	-	-	1,903,650.00	1,860,395.00	17,302.00	-	1,877,697.00	25,953.00	43,251.00
Matrix - Time Attendance Machine	40%	247,800.00	24,568.00	94,860.00	24,568.00	-	272,368.00	99,120.00	64,386.00	-	163,506.00	108,862.00	148,681.00
Printer & Scanner	40%	108,178.00	183,446.00	-	88,586.00	-	291,624.00	57,038.00	76,117.00	-	133,155.00	158,469.00	51,141.00
Smart class Room (at Ashutosh Bhawan)	40%	252,921.00	-	-	-	47,513.00	205,408.00	205,408.00	-	-	205,408.00	-	47,513.00
Smart class Room (at Civil eng.)	40%	84,730.00	-	-	-	-	84,730.00	54,227.00	12,201.00	-	66,428.00	18,302.00	30,500.00
UPS	40%	912,939.00	1,082,508.00	913,168.00	169,340.00	17,781.00	1,977,666.00	585,891.00	529,954.00	-	1,115,845.00	861,821.00	327,000.00
Website	40%	100,187.00	-	-	-	-	100,187.00	100,187.00	-	-	100,187.00	-	-
Total (A+B+C+D+E)		92,847,850.00	3,915,057.00	1,737,003.00	2,114,056.00	85,214.00	96,692,613.00	79,895,156.00	8,290,444.00	-	88,185,600.00	17,553,710.00	17,947,666.00
		558,068,421.65	12,903,465.00	4,962,832.00	7,940,633.00	28,851,504.00	542,170,382.65	274,751,959.00	21,208,964.00	-	295,960,923.00	246,159,459.65	283,316,404.00


Pijush Patroy
 Director
 Dr. B. C. Roy Engineering College
 Durgapur




DR.B.C.ROY ENGINEERING COLLEGE
JEMUA ROAD, FULJHORE, DURGAPUR - 713 206

Other Income	
Particulars	Amount
Journal Subscription Fees	64,800.00
Centre Fee	177,565.00
Collection against the Instut. Of Engg	67,500.00
Computer Society of India(Std. Collection)	70,000.00
Licence Fees (I)	74,000.00
Rent from ATM & Office premises SBI and Axis Bank Ltd	1,011,323.00
Electricity charges (AC machine)	59,000.00
Electricity Charges I (M/S Anusthan)	684.00
Electricity Charges (Std Paid Canteen) (I)	31,527.00
Electricity Charges (Utsav Café)	6,242.00
Interest on FD (DPL) A/c.	222,645.00
Interest on TD (2015-16)	86,252.00
Liability Written back	118,150.00
Miscellaneous Receipts	8,284.00
Processing Fee	11,000.00
Received from Guest House	44,000.00
Recovery of Postage	1,500.00
Regn. Fee(BCREC IEEE Std. Branch)	9,600.00
Regn. Fee of Students (Robotics Workshop)	114,000.00
Sale of Old Newspaper	1,306.00
Sale of Scrap	30,670.00
Sale of Tie/Emblem	300.00
Sponsorship Fees (TF & ACF) 2020	187,000.00
Recovery of HRA From Salary	1,372,900.00
Transportation Charges Income	146,300.00
TOTAL	3,916,548.00

Salary			
Particulars	Teaching	Non-Teaching	Total
BASIC	70,500,118.00	37,637,560.00	108,137,678.00
PART TIME	175,650.00	-	175,650.00
DA	38,588,344.00	12,919,236.00	51,507,580.00
HRA	9,352,431.00	3,371,248.00	12,723,679.00
OTHER	63,400.00	8,023,626.00	8,087,026.00
TWO WHEELER ALLOWANCE	-	24,000.00	24,000.00
HONORARIUM	151,671.00	-	151,671.00
TOTAL	118,831,614.00	61,975,670.00	180,807,284.00

Other Expenses	
Particulars	Amount
B O G Expenses	135,047.00
Gardening Expenses	3,369.00
Misc Expenses	6,233.40
Misc Expenses for P.F. (Sec 14 B & 7 Q)	1,224.00
Washing Chareges	5,764.00
Prior Period Adjustment	1,286,400.00
TOTAL	1,438,037.40

Outstanding Expenses Payable (Liability)	
Particulars	Amount
Electricity Charges Payable A/C	387,374.00
House Rent Payable A/C	12,600.00
Internet Access Charges Payable A/C	824.00
Mobile Allowance Payable A/C	3,300.00
Telephone Charges Payable A/C	3,564.00
Two Wheeler Allowance Payable A/C	2,000.00
Newspaper	1,010.00
Water Supply Charges	34,424.00
Cable TV Rent Payable	43,920.00
Conference Management Payable	55,864.11
Imprest Exp. Payable	3,007.00
Sports & Games Exp. Payable	4,500.00
TOTAL	552,387.11



(Handwritten Signature)

Security Deposit Liability (Contractors)


Particulars	Amount
Aparajita Construction	41,803.00
M/S Saroda Construction	102,013.00
SD (P Enterprise)	1,115.00
Performance Guarantee (PCIPL)	2,022.00
Airmech Eng.	19,195.00
Security Deposit (D.S.Steel)	222,186.00
TOTAL	388,334.00

Seminar, Workshop & Projects Exp.

Particulars	Amount
BCREC IEEE Student Branch (E)	17091.00
Industrial Visit Expenses	10500.00
NCETSTEAM 2020 (Expenses)	358519.11
Building Prototype (PROJECT)	14132.00
Cambridge Marketing College Programme (FMS)	72070.00
College Contribn. to Regn. Fee (Student) for Confe	6000.00
College Contrib. to Projects (Student)	11740.00
College Contrib. to Regn. Fee / Trav. Exp (Faculty)	30658.00
College Contribution Towards Paper Submission	8250.00
Education & Career Seminar at Kalingpong A/C	41642.00
Honorarium (External Expert) (Std. Proj. & V/V)	19000.00
NDRF Workshop on 27/09/2019	9655.00
Project Exp. "Low Cost Laser CNC Cutting and Engrv	18789.00
Project for 3D Printer Prototype A/C	8367.00
Project on "Fuzzy Based Solar Egg Incubator" A/C	5521.00
Robotics Workshop A/C	102601.00
Seminar on "Data Analytics Streaming Ing. Hadoop	765.00
Seminar on "Ethical Hacking & Cyber Security" A/C	56400.00
Seminar on "Industry Ready Orientation Progg."	728.00
Seminar on "Teaching & Learning Skill Development "	1451.00
Seminar on Changing Skill Set Demands...(FMS)	5705.00
Seminar on Contract Farming in India..... (FMS)	7490.00
Seminar on Digital Marketing (FMS)	12737.00
Seminar on Leadership & Entrep. Development (E-Cell	6822.00
Workshop on Android Based Robotics A/C	5310.00
Workshop Organised by E_Cell A/C	254.00
TOTAL	832,197.11

Student Activities Expenses

Particulars	Amount
Alumni Meet Expenses	473026.00
Induction Programme	60877.00
Mooc's Activities Expenses	6548.00
N.C.C. & N.S.S. Expenses	123331.00
Alumni Association Incidental Expenses	7000.00
Annual Cultural Fest' 2019	382851.00
Annual Cultural Fest '2020	110000.00
Anti Ragging Campaign Expenses	12804.00
BCREC Newsletter	44802.00
Blood Donation Camp	3300.00
Celebration of Swami Vivekananda Birthday	1069.00
Dr.B.C. Roy Bithday Celebration A/C	1586.00
Farewel to Staff A/C	3030.00
Fresher Welcome Programme' 2019	7375.00
Independence Day Celebration	16350.00
International Mining Exhibition' 2019	13150.00
International Yoga Day Celebration	4680.00
National Education Day (11/11/2019)	300.00
Organ Donation Awareness Pledge Programme	2900.00
Orientation Programme	141239.00
Parent Teacher Meetings (FMS)	9000.00
Photography Exhibition	4610.00
Rabindra Jayanti Celebration	4310.00
Republic Day Celebration	15500.00
Saraswati Puja '2020	169829.00
Sports & Games Expenses	86069.00
Student Farewel Expenses	189619.00
Student Regn. Fee (CSI)	35500.00
Tech Fest (Horizon '2020)	365844.00
Visit of MAKAUT Registrar	3105.00
Viswakarma Puja Expenses	433899.00
Wall Magazine Competition	3098.00
Laptop Bag for Students	309,600.00
Contribution for Alumuni Fund Student	125,000.00
TOTAL	3,171,201.00





Pijush Pal Roy
 Director
 Dr. B. C. Roy Engineering College
 Durgapur


SUNDRY CREDITOR (G)

Particulars	FIXED ASSET	EXPENSES	TOTAL
	463,104.00	-	463,104.00
Sigma Infotech		59,635.00	59,635.00
Abbar Alam		2,526.00	2,526.00
Amal Roy		38,568.00	38,568.00
Brilliance Travels		77,400.00	77,400.00
Display Window		23,400.00	23,400.00
Durgapur Classified		45,000.00	45,000.00
Durgapur Medical Centre Pvt. Ltd.		25,987.00	25,987.00
Feast & Fast		6,620.00	6,620.00
ICI Overseas Couriers & Cargo		503,918.00	503,918.00
M/s. Anusthan		390,389.00	390,389.00
M/s. Rasana		3,300.00	3,300.00
New Beauty Decorator		264,259.00	264,259.00
New Durgapur Canteen Cum Caterer		33,936.00	33,936.00
Pest Quest		1,584,703.00	1,584,703.00
Secret Eye Security Service		27,540.00	27,540.00
Selvel Advertising Pvt. Ltd.		78,570.00	78,570.00
Sudipa Sarkar		150,800.00	150,800.00
The Indian Express Private Limited		46,400.00	46,400.00
Think Tank		377,227.00	377,227.00
Zed Facility Services		1,344.00	1,344.00
Adhikary Suppliers		3,100.00	3,100.00
Dey Cement Traders		18,280.00	18,280.00
Durgapur Service Centre		56,150.00	56,150.00
Electronics Centre		71,709.00	71,709.00
Electronic World		184,537.00	184,537.00
French Electric Corporation		29,300.00	29,300.00
Gouri Enterprise		164,018.00	164,018.00
G.P.Trionics Pvt. Ltd.		200,000.00	200,000.00
Kelvin Interiors Pvt. Ltd.		37,394.00	37,394.00
Lock House		16,219.00	16,219.00
Narayan Sanitary & Hardware		81,712.00	81,712.00
New City Electric Stores		1,100.00	1,100.00
Partha Sarathi Mukherjee		116,900.00	116,900.00
Sampriti Enterprise		16,000.00	16,000.00
Shivam Decorator		50,912.00	50,912.00
Smart World		283.00	283.00
Subhas Glass & Plywood Co.		39,108.00	39,108.00
Udaipur Construction Co.(Pvt.) Ltd.		20,844.00	20,844.00
M/s. Roy Ad		83,000.00	83,000.00
NSN Creative Solution			
TOTAL	463,104.00	4,932,088.00	5,395,192.00

Advance to Creditors

Particulars	TOTAL
Aparajita Solar A/C (for Solar Pannel)	1119650.00
Bharti Airtel Ltd. A/C (for Internet Connection)	29156.00
Dinesh Mistry A/C 9 (For Labour Charges)	30000.00
Hash Technologies Pvt. Ltd. A/C (For ERP Solution)	952850.00
Joy Ma Durga Decoraters A/C (For Decorators Services)	44500.00
West Bengal State Electricity Distribution Co. Ltd. (For Electricity)	393305.00
TOTAL	2,569,461.00




Pijush Pal Roy
 Director
 Dr. B. C. Roy Engineering College
 Durgapur

**NOTES ATTACHED TO AND FORMING PART OF AUDITED ACCOUNTS FOR THE YEAR ENDED
31ST MARCH, 2020.**

A) SOCIETY OVERVIEW:

Dr. B. C. Roy Engineering College is a leading West Bengal Based Provider of Education Services in the field of Engineering, It is situated in Durgapur, West Bengal, India.

B) SIGNIFICANT ACCOUNTING POLICIES:

(i) Basis of preparation of financial statements

The financial statements are prepared and presented under historical cost convention on accrual basis of accounting, in accordance with Indian Generally Accepted Accounting Principal (India GAAP) and Accounting standards issued by the Institute of Chartered Accountants of India (ICAI). Accounting policies have been consistently applied except where a newly adopted or a revision to an existing accounting standard requires a change in the accounting policy hitherto in use.

The Management evaluates all recently issued or revised accounting standards on an ongoing basis.

(ii) Use of estimates

The preparation of financial statements requires management to make estimates and assumption that reported amounts of assets and liabilities, the disclosure of contingent assets and liabilities on the date of the financial statements and reported amounts of revenues and expenses during the period reported. Actual results could differ from those estimates.

(iii) Revenue recognition

'Unearned revenues' include in current liabilities represents collection of tuition fees and other revenues in excess of revenues in excess of revenue recognized for the period.

Interest is recognized using the time proportion method, based on rates implicit in the transaction. Other income is recognized on accrual basis.

(iv) Fixed assets and Work - In - Progress

Fixed asset are stated at historical cost less accumulated depreciation.

Interest on borrowed money allocated to and utilized for fixed assets, pertaining to the period up to the date of capitalization is capitalized. Assets acquired on direct finance lease are capitalized at the gross value and interest thereon is charged to profit and loss account.

(v) Depreciation and Amortization

Depreciation is provided on written down value (WDV) method at rates within the rates mentioned in rule 5 of income tax rules 1962 read with appendix – I. assets under capital lease are amortized over their estimated useful life or the lease term, whichever is lower.





Pijush Pal Roy
Director
Dr. B. C. Roy Engineering College

(vi) Investments

Long-term investments (other than investments in affiliates) are stated at cost less provision for diminution in value is provided for where the management is of the opinion that the diminution in value is provided for where the management is of the opinion that the diminution is of other than temporary nature. Short-term investments are valued at lower of cost or net realizable value.

(vii) Provision for Retirement benefits:

Gratuity: In accordance with applicable Indian laws, the Society provides for Gratuity, a defined benefit retirement plan (Gratuity Plan). The Gratuity Plan provides a lump sum payment to vested employees, at retirement or termination of employment, an amount based on the respective employees last drawn salary and the year of employment of the Company. The society contributes to the Group Gratuity Scheme of Life Insurance Corporation of India (LICI) and debits such contribution to the Income & Expenditure Account.

Provident: In addition to the above benefit, employees receive benefits from a provident fund a defined Contribution plane. The employee and employer each make monthly contributions to the plan to 12% of the covered employee's salary. The whole contribution is made to the government provident fund. The Government mandates the annual yield to be provided to the employees on their corpus and the society has no liability in this regards.

(viii) Income Tax


The current charges for income taxes are not provided for since the society is exempted from paying Income Tax under section 11 of the Income Tax Act.1961.


(ix) Provision and Contingent liabilities

The society creates a provision when there is a present obligation as a result of an obligating events the probably requires an outflow of resources and a reliable estimate can be made of the amount of the obligation. A disclosure for a contingent liability is made is made when there is a possible obligation or a present obligation that may but probably will not require an out flow of resources. Where there is a possible obligation or a present obligation in respect of which the likelihood of outflow of resources is remote, no provision or disclosure is made.

(x) Impairment of Assets

The Society assesses at each balance sheet date whether there is any indication that an assets including goodwill may be impaired. If any such indication exists, the society estimates the recoverable amount of such assets. If such recoverable amount of the assets or the recoverable amount of the cash generating unit to which the assets belongs to is less than its carrying amount, the carrying amount is reduced to its recoverable amount, the carrying amount is reduced to its recoverable amount. The reduction is treated as an impairment loss and is recognized in the profit and loss account. If at the balance sheet date there is an indication that if a previously assessed impairment loss no longer exists. The recoverable amount is reassessed and the asset is reflected at the recoverable amount subject to maximum of depreciated historical cost. In respect of goodwill the impairment loss will be reversed only when it was caused by specific external events and their effects have been reversed by subsequent external event.




Pijush Pal Roy
Director
Dr. B. C. Roy Engineering College
Durgapur

(xi) Revenue & Appropriation of Income:


The activities to generate revenue during the year as reflected in the financial statements are within the scope of the society was beyond the scope of the objects of the society. The income generated during the year has been invested and appropriated within the scope of the society for imparting education.

For **V. N. PUROHIT & CO.**
Chartered Accountants
Firm Regd: 304040E


(SUGATA GANGULY)
Partner
Membership No. 065153




Place: Durgapur
Dated: 06/10/2020.


Pijush Pal Roy
Director
Dr. B. C. Roy Engineering College
Durgapur

DR. B. C. ROY ENGINEERING COLLEGE

*Jemua Road, Fuljhore, Durgapur - 713206,
Dist. - Burdwan (W.B.)*

**AUDITED STATEMENT OF ACCOUNTS FOR THE
YEAR ENDED ON 31ST MARCH, 2019
(ASSESSMENT YEAR 2019-20)**



V. N. PUROHIT & CO.
CHARTERED ACCOUNTANTS



V.N. PUROHIT & CO.

CHARTERED ACCOUNTANTS
(AFFILIATED TO M/S VMG & AFFILIATES)

A-4, Nandalal Bithi City Centre

Ground Floor Durgapur-713216

Mob.- 9903979180, 9433183328

E-mail : vnnpdurgapur@vnnpaudit.com

Website : www.vnnpaudit.com

AUDITORS' REPORT

We have audited the attached Balance Sheet of **Dr. B.C. Roy Engineering College** as at March 31st, 2019 and also the Income & Expenditure account for the year ended on that date. These financial statements are the responsibility of the management. Our responsibility is to express an opinion on these financial statements based on our audit.

We conducted our audit in accordance with auditing standards generally accepted in India. Those standards require that we plan and perform our audit to obtain reasonable assurance about whether the financial statements are free of material misstatement. An audit includes examining, on a test basis, evidence supporting, the amounts and disclosure in financial statements. An audit also includes assessing the accounting principles used and significant estimates made by management, as well as evaluating the overall financial statement presentation. We believe that our audit provides a reasonable basis of our opinion.

In our opinion and to the best of our information and according to the explanations given to us the said accounts, give the information in the manner so required and gives a true and fair view in conformity with the accounting principles generally accepted in India:

- a) in the case of the Balance Sheet of the state of the affairs of Dr. B.C. Roy Engineering College as at 31st March, 2019; and
- b) in the case of the Income & Expenditure of the surplus for the year ended on that date.

Place: Durgapur

Dated: 03/09/2019.

For **V. N. PUROHIT & CO.**

Chartered Accountants

Firm Regd No: 304040E

(SUGATA GANGULY)

Partner

Membership No. 065153

Pijush Pal Roy
Director
Dr. B. C. Roy Engineering College
Durgapur



DR.B.C.ROY ENGINEERING COLLEGE
JEMUA ROAD, FULJHORE, DURGAPUR - 713 206

BALANCE SHEET AS AT 31ST MARCH, 2019

PREVIOUS YEAR	PARTICULARS	Sch. No.	AS AT 31ST MARCH, 2019	
	GENERAL FUNDS :			
363,366,274.08	Balance as per General Fund		393,180,221.32	
646,729.56	Less: Transferred to Gratuity Fund		7,521,982.02	
-	Less: Prior Period Adjustment		-	
-	Less: Transferred to Reserve Fund		-	
30,460,676.80	Add.: Surplus for the year as per attached Income & Expenditure Accounts		22,628,295.41	
393,180,221.32				408,286,534.71
	RESERVE FUND :			
24,585,210.72	Group Gratuity Scheme			32,107,192.74
24,585,210.72				32,107,192.74
	LOAN FUNDS :	1		-
-				-
	FUND MOVEMENTS (Inter Head)			
22,366,971.67	Fund Received from Dr. B.C. Roy, APC			-
22,366,971.67				-
440,132,403.71	TOTAL			440,393,727.45
	FIXED ASSETS :	2		
283,149,294.65	Net Block			283,316,462.65
	INVESTMENTS	3		
132,659,820.48				113,657,568.33
	FUND MOVEMENTS (Inter Head)			
57,541,536.00	Fund Transferred To Dr. B.C. Roy Polytechnic		64,819,598.83	
-	Fund Transferred To Dr. B.C.R.C.P.&A.H.S.		-	
57,541,536.00				64,819,598.83
	CURRENT ASSETS :	4		
246,660.00	a) Deposits		2,273,660.00	
72,214.00	b) Loans & Advances		154,054.00	
71,628,421.94	c) Cash & Bank Balances		83,865,815.51	
12,484,795.50	d) Other Receivable		13,716,839.50	
84,432,091.44			100,010,369.01	
	Less:- CURRENT LIABILITIES :	5		
106,422,396.75	a) Advances against educational activities		108,726,785.50	
2,269,588.00	b) Security deposits		1,290,151.00	
1,674,474.00	c) Liabilities for Expenses		1,476,820.00	
979,685.11	d) Liabilities Against Student		723,811.87	
1,307,019.00	e) Unpaid statutory deductions		1,253,715.00	
737,842.00	f) Liabilities for Tax Deducted at Source		836,512.00	
4,259,334.00	g) Sundry Creditors		7,102,476.00	
117,650,338.86			121,410,271.37	
(33,218,247.42)	NET CURRENT ASSETS(4 - 5)			(21,399,902.36)
440,132,403.71	TOTAL			440,393,727.45

This is the Balance Sheet for the year ended 31st March, 2019 referred to in our report of even date annexed.

For **V. N. PUROHIT & CO.**
Chartered Accountants

Sugata Ganguly
(**SUGATA GANGULY**)
Partner
Membership No. 065153



Pijush Pal Roy
Pijush Pal Roy
Director
Dr. B. C. Roy Engineering College
Durgapur

DR.B.C.ROY ENGINEERING COLLEGE
JEMUA ROAD, FULJHORE, DURGAPUR - 713 206
INCOME & EXPENDITURE A/C FOR THE YEAR ENDED 31ST MARCH, 2019

PREVIOUS YEAR	PARTICULARS	Sch. No.	FOR THE YEAR ENDED 31ST MARCH, 2019	
	INCOME :			
239,101,404.50	Tuition Fee		237,891,981.25	
4,120,000.00	Admission Fee		4,048,000.00	
3,362,250.00	Student Welfare Fund		3,321,500.00	
4,079,700.00	Dress Kit Receipt		4,341,795.00	
9,720,200.00	Examination Fees		1,879,000.00	
55,092,200.00	Hostel Fees & Charges	6	50,963,524.00	
857,000.00	Prospectus Sales		851,000.00	
11,476,993.21	Interest Received		13,081,986.00	
4,183,625.00	Maintenance Fees		4,530,125.00	
3,828,880.00	Other Income		3,667,225.00	
1,194,500.00	Professional Training Fees		1,362,000.00	
409,500.00	Registration Fees		136,750.00	
1,736,768.00	Fines		1,440,732.00	
339,163,020.71				327,515,618.25
	EXPENDITURE :			
155,864,353.00	Teaching & Course related expenses (Direct)	7	150,294,329.00	
33,639,357.00	Hostel Running & Maintenance Expenses	8	29,042,447.00	
95,685,261.91	Administrative & Establishment Expenses	9	98,327,454.84	
3,303,961.00	Students Welfare & Amenities	10	5,219,979.00	
20,209,411.00	Depreciation For the year	2	22,003,113.00	
30,460,676.80	Excess of Income over Expenditure		22,628,295.41	
	NOTES : As per Schedule	11		
339,163,020.71	TOTAL :			327,515,618.25

This is the Income & Expenditure Account for the year ended 31st March, 2019 referred to in our report of

For **V. N. PUROHIT & CO.**
Chartered Accountants



(SUGATA GANGULY)

Partner

Membership No. 065153

Place : Durgapur

Dated : 03/09/2019





Pijush Pal Roy
Director

Dr. B. C. Roy Engineering College
Durgapur

DR.B.C.ROY ENGINEERING COLLEGE
JEMUA ROAD, FULJHORE, DURGAPUR - 713 206

SCHEDULE ATTACHED TO BALANCE SHEET AS AT 31ST MARCH, 2019
AND INCOME & EXPENDITURE ACCOUNT FOR THE YEAR ENDED ON THAT DATE

PREVIOUS YEAR	SCH. NO.	PARTICULARS	AS AT 31ST MARCH, 2019	
-	1	LOAN FUNDS :		-
	2	FIXED ASSETS :		
303,358,705.65		Gross Block	305,319,575.65	
20,209,411.00		Less:- Depreciation	22,003,113.00	
283,149,294.65		Net Block		283,316,462.65
	3	INVESTMENTS :		
		(a) <u>Fixed Deposits with :-</u>		
165,657.00		State Bank of India, Durgapur	176,725.00	
85,291,235.00		Axis Bank Ltd	57,192,408.00	
16,106,587.00		Bandhan Bank	18,576,103.00	
101,563,479.00				75,945,236.00
4,451,615.00		(b) Accrued Interest on Fixed Deposit :-		5,466,063.00
26,644,726.48		(c) Investment in Group Gratuity Scheme		32,246,269.33
132,659,820.48		Total (3)		113,657,568.33
	4	CURRENT ASSETS :		
		(a) Deposited With -		
		Govt Semi-Govt. authorities		
20,500.00		Surobhi Gas	20,500.00	
15,000.00		Durgapur Projects Ltd.	2,042,000.00	
15,200.00		Bharat Sanchar Nigam Ltd.	15,200.00	
75,000.00		Durgapur Municipal Corporation	75,000.00	
80,960.00		Calcutta Electricity Supply Corporation	80,960.00	
40,000.00		DSC for Supply of Fuel Car	40,000.00	
246,660.00		Sub Total (a)		2,273,660.00
		(b) Loan & Advance -		
-		Advance To Staff (Dr Jayanta)	38,000.00	
-		Advance To Parties	-	
71,214.00		Advance To CRO Kolkata	82,054.00	
1,000.00		Advance from Salary	34,000.00	
72,214.00		Sub Total (b)		154,054.00
		(c) <u>Cash & Bank Balances -</u>		
		(i) <u>Cash in hand</u>		
343,990.40		(as per Cash Books & certified by Management)	30,569.40	
343,990.40			30,569.40	
		(ii) <u>Bank Balances -</u>		
828,249.81		State Bank of India - Durgapur	517,073.81	
14,183,393.91		Axis Bank Ltd.(Durgapur)	51,980,986.98	
974,172.09		Axis Bank Ltd (Kolkata)	1,008,719.09	
4,383,485.14		ICICI Bank	4,395,718.64	
31,354.00		Axis Bank (A/c- 912010067282057)	32,466.00	
217,172.50		State Bank of India (Group Gratuity Scheme)	406,986.50	
2,636,473.41		S.B.I A/c-33850153501	191,223.41	
39,860,450.74		Bandhan Bank Savings (A/c-50170004157449)	23,651,972.74	
8,169,679.94		S.B.I Fuljhore Current A/c-35411296128	337,098.94	
-		Demand Draft	1,313,000.00	
71,284,431.54			83,835,246.11	
71,628,421.94		Sub Total (c)		83,865,815.51
		(d) Other Receivable		
32,000.00		Receivable from WBUT/ WBJEB & WBJEE	5,000.00	
1,948,500.00		Receivable from MAKAUT for SWC Scheme	1,200,250.00	
8,237,682.50		Tuition Fees Due	9,377,237.50	
2,158,090.00		TDS Receivable	2,974,457.00	
72,000.00		Receivable against Stipend	-	
1,854.00		ATM Rent Receivable	1,854.00	
34,669.00		Office Rent(SBI) Receivable	34,669.00	
-		Electricity Charges Receivable	50,758.00	
-		Excess PF Admin Charges	68,166.00	
-		Excess PF EDLI	4,448.00	
12,484,795.50		Sub total (d)		13,716,839.50
		(e) Refund of Student Welfare Fund (09-10)		-



04

**SCHEDULE ATTACHED TO BALANCE SHEET AS AT 31ST MARCH, 2019
AND INCOME & EXPENDITURE ACCOUNT FOR THE YEAR ENDED ON THAT DATE**

PREVIOUS YEAR	SCH. NO.	PARTICULARS	AS AT 31ST MARCH, 2019	
	5	CURRENT LIABILITIES :		
		(a) <u>Advances against educational activities -</u>		
53,970,051.75		Advance for Tuition Fee	55,397,674.50	
-		Advance Admission Fee	8,000.00	
1,711,900.00		Advance Examination Fees	3,681,550.00	
771,250.00		Advance Student Welfare Fund	776,250.00	
1,007,375.00		Advance Maintenance Fees	1,102,875.00	
-		Advance For Dress Kit	11,380.00	
183,500.00		Professional Training Fee	185,000.00	
-		Advance For Registration Fee	-	
37,060,720.00		Total Caution Money(Refundable)	36,014,221.00	
3,373,500.00		Advance Hostel Seat Rent	3,215,750.00	
8,319,500.00		Advance Hostel Mess Charge	7,558,250.00	
-		Advance Semester Fee (NEFT)	749,435.00	
24,600.00		Advance Journal Subscription Fee	26,400.00	
106,422,396.75		Sub Total (a)		108,726,785.50
		(b) <u>Security Deposit -</u>		1,290,151.00
2,269,588.00		(c) <u>Liabilities for Expenses -</u>		
1,559,007.00		Outstanding Expenses	1,384,834.00	
74,167.00		Outstanding Salary	44,786.00	
41,300.00		Outstanding Audit Fees	47,200.00	
1,674,474.00		Sub Total (c)		1,476,820.00
		(d) <u>Liabilities Against Student -</u>		
612,342.00		Student Stipend	313,042.00	
246,500.00		TFW (SWC) Scheme	39,000.00	
88,200.00		Part Payment Against Sem Fee	-	
-		MAKAUT Development & Reg Fees	3,200.00	
-		Education Loan Refundable	42,450.00	
-		Mediclaime Payable	72,575.00	
27,643.11		Excess Fees Refundable	172,394.87	
5,000.00		Admission Fees Refundable	81,150.00	
979,685.11		Sub Total (d)		723,811.87
		(e) <u>Unpaid Statutory Deduction -</u>		
30,588.00		P.F Administrative Charges	29,484.00	
177,492.00		P.F Employer's Contribution	170,799.00	
557,063.00		Provident Fund Contribution	534,422.00	
378,805.00		Liability For Pension Fund	363,623.00	
22,729.00		Liability For PF (EDLI)	21,818.00	
16,161.00		ESI Employee Contribution (Pending Case)	16,161.00	
18,040.00		ESI Employee Contribution	16,290.00	
48,571.00		ESI Employer's Contribution	44,068.00	
57,570.00		Professional Tax	57,050.00	
1,307,019.00		Sub Total (e)		1,253,715.00
		f) <u>Liabilities for Tax Deducted at Source</u>		
558,207.00		I.T.D.S (Salary)	617,286.00	
179,635.00		I.T.D.S (Other Than Salary)	219,226.00	
737,842.00		Sub Total (f)		836,512.00
		(g) <u>Sundry Creditors</u>		
1,798,352.00		-For Fixed Assets	2,233,103.00	
2,460,982.00		-For Expenses	4,869,373.00	
4,259,334.00		Sub Total (g)		7,102,476.00
117,650,338.86		Total (5)		121,410,271.37

Contd..





Pijush Pal Roy
 Director
 Dr. B. C. Roy Engineering College
 Durgapur

**SCHEDULE ATTACHED TO BALANCE SHEET AS AT 31ST MARCH, 2019
AND INCOME & EXPENDITURE ACCOUNT FOR THE YEAR ENDED ON THAT DATE**

PREVIOUS YEAR	SCH. NO.	PARTICULARS	AS AT 31ST MARCH, 2019	
40,330,500.00	6	Hostel Fees & Charges		
14,761,700.00		Hostel Mess Charges (E)	36,679,524.00	
55,092,200.00		Hostel Seat Rent (E)	14,284,000.00	
				50,963,524.00
	7	TEACHING & COURSE RELATED EXPENSES :		
120,500,593.00		Salaries & Honorarium	118,831,614.00	
766,339.00		Pre-admission Councelling/ Education Fair	755,207.00	
122,614.00		Seminar, Workshop & Projects	109,052.00	
14,518,979.00		Promotional Expenses	16,037,452.00	
721,000.00		WBUT Fee & AICTE Fee	850,500.00	
1,242,606.00		E Resources Expenses	1,159,528.00	
9,626,100.00		Examination Expenses	3,750,000.00	
339,650.00		Registration Fees	-	
1,341,000.00		Stipend for M.Tech Courses	1,629,000.00	
2,077,331.00		Internet Access Charge	2,371,661.00	
4,079,700.00		Students Dress, Kits & Equipments	4,341,782.00	
528,441.00		Consumables & Stores	458,533.00	
155,864,353.00				150,294,329.00
	8	HOSTEL RUNNING & MAINTENANCE :		
33,639,357.00		Catering Service Expenses	29,042,447.00	
33,639,357.00				29,042,447.00
	9	ADMINISTRATIVE & ESTABLISHMENT EXPENSES :		
51,423,016.00		Salaries & Honorarium	54,336,259.00	
2,521,129.00		A.M.C Expenses	2,989,721.00	
628,993.00		Bus Hire Charges	426,000.00	
8,364,656.40		Contributions to Provident Fund and ESI	7,648,006.00	
2,083,271.00		House Keeping Expenses	2,247,602.00	
20,813.00		Dish/Cable Tv Rent	104,070.00	
114,574.00		Staff Welfare	83,533.00	
3,208,951.00		Gratuity	2,369,018.15	
299,287.00		Recruitment Expenses	119,238.00	
940,294.00		Group Insurance	949,947.00	
917,018.00		Traveling, Conveyance Allowance & Exps.	780,431.00	
6,241,582.00		Water Supply & Electricity	6,469,147.00	
27,550.00		Legal Expenses	27,650.00	
458,950.00		License Fee For Software	459,223.00	
208,118.00		Insurance	216,482.00	
9,209,697.00		Security Service	10,008,313.00	
43,502.00		Subscription & Donations	178,751.00	
271,106.00		DMC Charges	274,411.00	
173,831.00		House Rent (Employee)	179,896.00	
157,708.00		Office Maintenance	281,295.00	
3,204,474.00		Repairs & Maintenance	4,046,801.00	
266,333.00		Postage & Telephone	112,175.00	
1,523,800.00		Printing & Stationary	1,213,734.00	
838,970.00		Pest Control	273,684.00	
173,387.00		Newspaper & Periodicals	271,488.00	
84,502.01		Bank Charges	24,577.69	
5,000.00		Generator Hire Charges	-	
385,350.00		Land Revenue	209,056.00	
-		Professional Service Expenses	205,626.00	
53,493.00		Transport Charges	48,551.00	
62,609.00		Entertainment Expenses	71,383.00	
553,177.00		Cost of Diesel & Motor Running Exp	640,293.00	
25.00		Annual Return Filling Fees	25.00	
115,729.00		Anti Ragging Expenses	-	
85,500.00		Membership Fee (Institutional)	88,470.00	
10,242.00		Medical Expenses	20,505.00	
81,164.00		Consultancy Charges	-	
47,600.00		Audit fees	47,200.00	
879,860.50		Other Expenses	904,893.00	
95,685,261.91				98,327,454.84
	10	STUDENTS WELFARE AND AMENITIES :		
763,525.00		Training & Placement Expenses	1,964,032.00	
2,540,436.00		Student Activities Expenses	3,255,947.00	
3,303,961.00				5,219,979.00



Pijush Pal Roy
 Director
 Dr. B. C. Roy Engineering College
 Durgapur



Other Income	
Particulars	
Journal Subscription Fees	68,400.00
Centre Fee	68,522.00
Collection against the Instut. Of Engg	1,10,905.00
Techfest 2019	3,40,780.00
Licence Fees (I)	53,000.00
Rent from ATM	2,38,928.00
Office Rent (SBI Premise)	4,62,264.00
Electricity Charges Income	1,97,928.00
Collection from Student for freshers welcome	85.00
Electricity charges (AC machine)	49,500.00
Liability Written back	1,23,448.00
Miscellaneous Receipts	2,001.00
Processing Fee	35,000.00
Profit on sale of AC	6,610.00
Profit on sale of old Car	1,43,706.00
Received from Guest House	31,400.00
Recovery of Bank Charges	12,636.00
Recovery of College asset loss	3,240.00
Recovery of Postage	250.00
Sale of Old Newspaper	1,183.00
Sale of Scrap	9,480.00
Sale of Tie/Emblem	820.00
Notice Pay	3,28,039.00
Recovery of HRA	12,05,300.00
Transportation Charges Income	1,73,800.00
	36,67,225.00

Other Expenses	
Particulars	
B.O.G Expenses	1,69,154.00
Installation charges of Machineries	87,751.00
NBA Expenses	59,000.00
Washing charges	5,264.00
Fine against delayed payment to DPL	834.00
Gardening Expenses	13,804.00
Maint.Concord Tower welfare	44,456.00
Photography	43,500.00
Property Tax	4,00,116.00
AGM Expenses	27,646.00
Misc Expenses	8,568.00
Refund of Tuition Fee	39,000.00
Prior Period Adjustment	5,800.00
	9,04,893.00




Pijush Pal Roy
 Director
 Dr. B. C. Roy Engineering College
 Durgapur

DR. B. C. ROY ENGINEERING COLLEGE, DURGAPUR (ENGG)
SCHEDULE OF FIXED ASSETS AS ON 31.03.2019

Name of the Asset	Rate (%)	Cost As On 01.04.2018	Addition During The Year	Addition (In Rs.) Up to 30/09/18	Addition (In Rs.) After 01/10/18	Sold/ Adj. During The Yr.	Total Cost As On 31.03.2019	Dep. Up to 31.03.2018	Dep. For The Year	Adj. Of Dep/Dep W/Back	Total Depreciation As On 31.03.2019	Written Down Value As On 31.03.2019	Written Value 31.03.2019
Block-A @ 0%													
Land	0%	19,854,066.50	-	-	-	-	19,854,066.50	-	-	-	-	19,854,066.50	19
Land	0%	15,850,706.50	-	-	-	-	15,850,706.50	-	-	-	-	15,850,706.50	15
Land Development	0%	3,719,756.00	-	-	-	-	3,719,756.00	-	-	-	-	3,719,756.00	3
Playground	0%	283,604.00	-	-	-	-	283,604.00	-	-	-	-	283,604.00	3
Block-B @ 5%													
Land & Building													
Academic Building (Asutosh Bhawan)	5%	334,212,870.42	2,936,318.00	1,003,767.00	1,932,551.00	-	337,149,188.42	119,713,684.00	10,823,465.00	-	130,537,149.00	206,612,039.42	214
Auditorium Building	5%	34,998,169.00	149,932.00	149,932.00	-	-	35,148,101.00	5,163,720.00	1,499,219.00	-	6,662,939.00	28,485,162.00	29
Boundary Wall	5%	16,585,149.00	249,158.00	249,158.00	-	-	16,834,307.00	1,078,663.00	787,782.00	-	1,866,445.00	14,967,862.00	15
Central Library Building	5%	1,404,674.00	-	-	-	-	1,404,674.00	725,350.00	33,966.00	-	759,316.00	645,358.00	1
Coll. Bldg. (Civil Engrg)	5%	4,874,721.00	-	-	-	-	4,874,721.00	3,069,578.00	90,257.00	-	3,159,835.00	1,714,886.00	8
Coll. Bldg. (M.Tech)	5%	11,752,511.13	-	-	-	-	11,752,511.13	3,462,998.00	414,476.00	-	3,877,474.00	7,875,037.13	4
Coll. Bldg. (ME Extn)	5%	8,628,337.00	110,724.00	-	110,724.00	-	8,739,061.00	3,992,713.00	234,549.00	-	4,227,262.00	4,511,799.00	4
Coll. Bldg. (ECE & EIE)	5%	366,351.54	-	-	-	-	366,351.54	100,092.00	13,313.00	-	113,405.00	252,946.54	11
Coll. Bldg. (ECE & EIE)	5%	17,885,798.00	-	-	-	-	17,885,798.00	6,177,549.00	585,412.00	-	6,762,961.00	11,122,837.00	21
College Building (Main)	5%	67,147,454.19	-	-	-	-	67,147,454.19	46,101,107.00	1,052,317.00	-	47,153,424.00	19,994,030.19	11
College Gate (SBI Bank)	5%	17,000.00	-	-	-	-	17,000.00	3,154.00	692.00	-	3,846.00	13,154.00	11
College Well	5%	30,240.00	-	-	-	-	30,240.00	11,987.00	913.00	-	12,900.00	17,340.00	11
Const. of PCC Road (Asutosh Bhawan)	5%	-	114,354.00	-	114,354.00	-	114,354.00	-	2,859.00	-	2,859.00	111,495.00	11
Const. of Road (Academic Bldg RCC Road)	5%	452,044.00	1,665,188.00	-	1,665,188.00	-	2,117,232.00	53,566.00	61,554.00	-	115,120.00	2,002,112.00	1
Const. of Road (Approach to Boys Hostel))	5%	164,001.00	-	-	-	-	164,001.00	23,391.00	7,031.00	-	30,422.00	133,579.00	1
Const. of Road (from Civil Bldg to Main Gate)	5%	2,153,102.00	-	-	-	-	2,153,102.00	258,508.00	94,730.00	-	353,238.00	1,799,864.00	1
Const. of Road (Front of ISB)	5%	418,033.00	-	-	-	-	418,033.00	40,759.00	18,864.00	-	59,623.00	358,410.00	1
Const. of road(in front of staff quarter)	5%	16,838.00	-	-	-	-	16,838.00	842.00	800.00	-	1,642.00	15,196.00	1
Const. of High Drain	5%	-	424,837.00	424,837.00	-	-	424,837.00	-	21,242.00	-	21,242.00	403,595.00	1
Cycle Stand	5%	307,245.00	-	-	-	-	307,245.00	169,597.00	6,882.00	-	176,479.00	130,766.00	1
Dev. Of Rd. Pathways	5%	1,560,143.00	-	-	-	-	1,560,143.00	758,817.00	40,066.00	-	798,883.00	761,260.00	1
External Water Supply	5%	1,415,980.00	-	-	-	-	1,415,980.00	767,507.00	32,424.00	-	799,931.00	616,049.00	1
Faculty Residence	5%	1,025,895.00	-	-	-	-	1,025,895.00	424,942.00	30,048.00	-	454,990.00	570,905.00	1
Faculty Room inside M.E Workshop Bldg	5%	271,782.00	-	-	-	-	271,782.00	32,631.00	11,958.00	-	44,589.00	227,193.00	1
Girls' Hostel Building (Mother Teresa)	5%	11,292,077.00	-	-	-	-	11,292,077.00	5,148,399.00	307,184.00	-	5,455,583.00	5,836,494.00	6
Girls' Hostel Building (Sister Nivedita)	5%	20,170,084.03	-	-	-	-	20,170,084.03	4,338,744.00	791,567.00	-	5,130,311.00	15,039,773.03	15
Gymnasium	5%	299,172.00	-	-	-	-	299,172.00	182,623.00	5,827.00	-	188,450.00	110,722.00	15

Pijush Pat Roy
 Director

Dr. B. C. Roy Engineering College
 Durgapur



Health Centre	5%	3,705,935.00	-	-	-	-	3,705,935.00	2,627,722.00	72,161.00	-	2,334,883.00	1,371,052.00	1,441
Hostel Boarding Wall	5%	42,918.00	-	-	-	-	42,918.00	26,812.00	805.00	-	27,617.00	15,301.00	1
Hostel Building (Boys) (Aurobindo)	5%	23,976,663.03	-	-	-	-	23,976,663.03	5,336,430.00	932,012.00	-	6,268,442.00	17,708,221.03	18,64
Hostel Building (Boys) (Chittaranjan)	5%	23,336,953.00	-	-	-	-	23,336,953.00	4,084,957.00	962,600.00	-	5,047,557.00	18,289,396.00	19,25
Hostel Building (Boys) (saryen Bose)	5%	19,226,236.50	-	-	-	-	19,226,236.50	8,836,104.00	519,507.00	-	9,355,611.00	9,870,625.50	10,39
Humanities & Sc:Block	5%	6,591,469.00	-	-	-	-	6,591,469.00	2,841,285.00	187,509.00	-	3,028,794.00	3,562,675.00	3,75
Integrated Service Bldg(A.J.C hose Bhaban)	5%	14,391,834.00	182,840.00	179,840.00	3,000.00	-	14,574,674.00	1,561,118.00	650,603.00	-	2,211,721.00	12,362,953.00	12,83
Internal Water Supply	5%	133,890.00	-	-	-	-	133,890.00	62,492.00	3,570.00	-	66,062.00	67,828.00	7
Management House	5%	2,438,943.00	39,285.00	-	39,285.00	-	2,478,228.00	1,583,805.00	43,739.00	-	1,627,544.00	850,684.00	85
Misc Construction	5%	1,937,052.00	-	-	-	-	1,937,052.00	232,567.00	85,224.00	-	317,791.00	1,619,261.00	1,70
Nazrul Mancha	5%	511,578.00	-	-	-	-	511,578.00	154,337.00	17,862.00	-	172,199.00	339,379.00	35
Office Building (Kolkata)	5%	12,176,999.00	-	-	-	-	12,176,999.00	5,536,340.00	332,033.00	-	5,868,373.00	6,308,626.00	6,64
Pipe Line (Chem. Lab)	5%	27,552.00	-	-	-	-	27,552.00	11,100.00	823.00	-	11,923.00	15,629.00	1
Pump House	5%	158,269.00	-	-	-	-	158,269.00	11,673.00	7,330.00	-	19,003.00	139,266.00	14
Rabindra Bhawan	5%	1,597,908.00	-	-	-	-	1,597,908.00	173,106.00	71,240.00	-	244,346.00	1,353,562.00	1,42
Retaining Wall	5%	278,694.00	-	-	-	-	278,694.00	142,478.00	6,811.00	-	149,289.00	129,405.00	13
SBI Block Building	5%	555,360.00	-	-	-	-	555,360.00	100,301.00	22,753.00	-	123,054.00	432,306.00	45
Staff Qtr (teacher's Residential Acc.)	5%	13,072,528.00	-	-	-	-	13,072,528.00	1,039,133.00	601,670.00	-	1,640,803.00	11,431,725.00	12,03
Teacher's Enclosure	5%	52,061.00	-	-	-	-	52,061.00	31,780.00	1,014.00	-	32,794.00	19,267.00	2
Under Drinking water reservoir	5%	1,001,080.00	-	-	-	-	1,001,080.00	93,467.00	45,381.00	-	138,848.00	862,232.00	90
Under Gr. Reservoir	5%	70,432.00	-	-	-	-	70,432.00	42,993.00	1,372.00	-	44,365.00	26,067.00	2
Water Pipe Line	5%	492,217.00	-	-	-	-	492,217.00	107,603.00	19,231.00	-	126,834.00	365,383.00	38
Workshop Building	5%	5,199,498.00	-	-	-	-	5,199,498.00	3,353,844.00	92,283.00	-	3,446,127.00	1,753,371.00	1,84
		334,212,870.42	2,936,318.00	1,003,767.00	1,932,551.00	-	337,149,188.42	119,713,684.00	10,823,465.00	-	130,537,149.00	206,612,039.42	214,49



Pijush Pal Roy
Director
Dr. B. C. Roy Engineering College
Durgapur

Plant & Machinery	15%	51,613,712.28	4,312,021.00	1,715,421.00	2,596,600.00	55,925,733.28	34,007,430.00	3,093,992.00	37,101,422.00	18,824,311.28
Airconditioner Machine	15%	5,461,247.00	378,360.00	222,860.00	155,500.00	5,839,607.00	2,798,967.00	444,434.00	3,243,401.00	2,596,206.00
D-G Set (10 KVA)	15%	-	67,290.00	-	67,290.00	67,290.00	-	5,047.00	5,047.00	62,243.00
D-G Set (15 KVA)	15%	-	132,518.00	-	132,518.00	132,518.00	-	9,939.00	9,939.00	122,579.00
D-G Set (82.5 KVA)	15%	1,374,151.00	-	-	-	1,374,151.00	612,721.00	114,215.00	726,936.00	647,215.00
D-G Set (LSDSL3PC20063KVA)	15%	571,281.00	-	-	-	571,281.00	189,487.00	57,269.00	246,756.00	324,525.00
Electric Meter	15%	14,825.00	-	-	-	14,825.00	11,707.00	468.00	12,175.00	2,650.00
Fire Safety System (Hydrant & Alarm)	15%	716,201.00	-	-	-	716,201.00	212,947.00	75,488.00	288,435.00	427,766.00
Hydraulic Lab.	15%	21,471.00	-	-	-	21,471.00	20,244.00	184.00	20,428.00	1,043.00
Inverter(Exide)	15%	23,000.00	20,700.00	20,700.00	-	43,700.00	15,628.00	4,211.00	19,839.00	23,861.00
Laboratory Equipment (Chemistry)	15%	80,090.00	53,095.00	28,030.00	25,065.00	133,185.00	20,386.00	15,041.00	35,427.00	97,758.00
Laboratory Equipment (Civil)	15%	427,211.00	11,753.00	11,753.00	-	438,964.00	145,833.00	43,970.00	189,803.00	249,161.00
Laboratory Equipment (ECE)	15%	3,086,713.00	354,000.00	-	-	3,440,713.00	667,069.00	389,497.00	1,056,566.00	2,384,147.00
Laboratory Equipment (EE)	15%	12,395.00	-	-	-	12,395.00	4,782.00	1,142.00	5,924.00	6,471.00
Laboratory Equipment (EIE)	15%	614,287.00	129,092.00	117,292.00	11,800.00	743,379.00	80,536.00	98,542.00	179,078.00	564,301.00
Laboratory Equipment (L/B/S)	15%	31,707,937.50	-	-	-	31,707,937.50	25,121,721.00	987,932.00	26,109,653.00	5,998,284.50
Laboratory Equipment (ME)	15%	177,986.00	2,500.00	2,500.00	-	180,486.00	43,118.00	20,605.00	63,723.00	116,763.00
Laboratory Equipment (Physics)	15%	105,648.00	3,780.00	1,030,732.00	3,780.00	1,09,428.00	22,583.00	12,744.00	35,327.00	74,101.00
Lift (Elevator)	15%	2,019,601.00	1,030,732.00	1,030,732.00	-	3,050,333.00	1,112,327.00	290,701.00	1,403,028.00	1,647,305.00
Photocopy Machine	15%	365,953.00	-	-	-	365,953.00	264,421.00	15,230.00	279,651.00	86,302.00
Projector	15%	593,976.00	234,604.00	234,604.00	-	828,580.00	401,742.00	64,026.00	465,768.00	362,812.00
Tools & Implements	15%	213,333.51	-	-	-	213,333.51	191,487.00	3,277.00	194,764.00	18,569.51
Transformer (315 KVA)	15%	2,657,577.00	1,846,647.00	-	1,846,647.00	4,504,224.00	955,557.00	393,802.00	1,349,359.00	3,154,865.00
Washing Machine	15%	15,500.00	-	-	-	15,500.00	14,340.00	1,160.00	15,500.00	-
Water Heater	15%	6,695.00	-	-	-	6,695.00	502.00	929.00	1,431.00	5,264.00
Water Meter	15%	66,115.00	-	-	-	66,115.00	37,776.00	4,251.00	42,027.00	24,088.00
Water Pump	15%	236,467.00	46,950.00	46,950.00	-	283,417.00	117,172.00	24,937.00	142,109.00	141,308.00
Workshop Equipment	15%	1,044,051.27	-	-	-	1,044,051.27	944,377.00	14,951.00	959,328.00	84,723.27
Motor Car	15%	3,482,580.00	1,330,778.00	-	1,330,778.00	4,657,064.00	1,692,661.00	359,613.00	2,052,274.00	2,604,790.00
Bolero Spl. Edition	15%	721,960.00	-	-	-	565,666.00	548,300.00	17,366.00	565,666.00	-
Maruti Ertiga ZDI	15%	1,076,724.00	-	-	-	1,076,724.00	161,509.00	137,282.00	298,791.00	777,933.00
Maruti Wagon RLXI	15%	347,956.00	-	-	-	347,956.00	243,335.00	15,693.00	259,028.00	88,928.00
Scorpio	15%	-	1,330,778.00	-	1,330,778.00	1,330,778.00	-	99,808.00	99,808.00	30,669.00
Toyota	15%	150,000.00	-	-	-	150,000.00	113,919.00	5,412.00	119,331.00	1,230,970.00
Travera L.T.L	15%	1,125,000.00	-	-	-	1,125,000.00	596,469.00	79,280.00	675,749.00	449,251.00
Two Wheeler Super Splendor	15%	60,940.00	-	-	-	60,940.00	29,129.00	4,772.00	33,901.00	27,039.00
		55,096,292.28	5,642,799.00	1,715,421.00	3,927,378.00	156,294.00	60,582,797.28	35,700,091.00	3,453,605.00	39,153,656.00
										21,429,101.28
										19


Pijush Bar Roy
 Director
Dr. B. C. Roy Engineering College
 Durgapur



SCHEDULE NO 11: OF NOTES ATTACHED TO AND FORMING PART OF AUDITED ACCOUNTS FOR THE YEAR ENDED 31ST MARCH, 2019.

A) SOCIETY OVERVIEW:

Dr. B. C. Roy Engineering College together with its subsidiary wing of Pharmacy College and Polytechnic College & Academy of Professional College (collectively, the Society or the group) is a leading West Bengal Based Provider of Education Services in the field of Engineering, Management, Pharmacy, Polytechnic and Academy of Professional Courses. The Society is headquartered in Durgapur, West Bengal, India.

B) SIGNIFICANT ACCOUNTING POLICIES:

(i) Basis of preparation of financial statements

The financial statements are prepared and presented under historical cost convention on accrual basis of accounting, in accordance with Indian Generally Accepted Accounting Principal (India GAAP) and Accounting standards issued by the Institute of Chartered Accountants of India (ICAI). Accounting policies have been consistently applied except where a newly adopted or a revision to an existing accounting standard requires a change in the accounting policy hitherto in use.

The Management evaluates all recently issued or revised accounting standards on an ongoing basis.

(ii) Principal of Consolidation

The consolidated financial statements include the financial statements of the Pharmacy Education Division, Polytechnic Education Division and Academy of Professional Courses Division, which is owned and controlled by the society.

The financial statements of the parent society and its Pharmacy Education Division, Polytechnic Education Division and Academy of Professional Courses Division have been combined on a line by basis by adding together the book values of all item of assets, liabilities, incomes and expenses after eliminating inter – departmental balances/transaction and the resulting unrealized gain /loss thereof.

The consolidated financial statements are prepared using uniform accounting policies for similar transaction and other events in similar transaction and other events in similar circumstances.

(iii) Use of estimates

The preparation of consolidated financial statements requires management to make estimates and assumption that reported amounts of assets and liabilities, the disclosure of contingent assets and liabilities on the date of the consolidated financial statements and reported amounts of revenues and expenses during the period reported. Actual results could differ from those estimates.

(iv) Revenue recognition

'Unearned revenues' include in current liabilities represents collection of tuition fees and other revenues in excess of revenues in excess of revenue recognized for the period.

Interest is recognized using the time proportion method, based on rates implicit in the transaction. Other income is recognized on accrual basis.



Pijush Pal Roy
Director

Dr. B. C. Roy Engineering College

(v) Fixed assets and Work - In - Progress

Fixed asset are stated at historical cost less accumulated depreciation.

Interest on borrowed money allocated to and utilized for fixed assets, pertaining to the period up to the date of capitalization is capitalized. Assets acquired on direct finance lease are capitalized at the gross value and interest thereon is charged to profit and loss account.

(vi) Depreciation and Amortization

Depreciation is provided on written down value (WDV) method at rates within the rates mentioned in rule 5 of income tax rules 1962 read with appendix – I. assets under capital lease are amortized over their estimated useful life or the lease term, whichever is lower.

(vii) Investments

Long-term investments (other than investments in affiliates) are stated at cost less provision for diminution in value is provided for where the management is of the opinion that the diminution in value is provided for where the management is of the opinion that the diminution is of other than temporary nature. Short-term investments are valued at lower of cost or net realizable value.

(viii) Provision for Retirement benefits:

Gratuity: In accordance with applicable Indian laws, the Society provides for Gratuity, a defined benefit retirement plan (Gratuity Plan). The Gratuity Plan provides a lump sum payment to vested employees, at retirement or termination of employment, an amount based on the respective employees last drawn salary and the year of employment of the Company. The society contributes to the Group Gratuity Scheme of Life Insurance Corporation of India (LIC) and debits such contribution to the Income & Expenditure Account.

Provident: In addition to the above benefit, employees receive benefits from a provident fund a defined Contribution plane. The employee and employer each make monthly contributions to the plan to 12% of the covered employee's salary. The whole contribution is made to the government provident fund. The Government mandates the annual yield to be provided to the employees on their corpus and the society has no liability in this regards.

(ix) Income Tax

The current charges for income taxes are not provided for since the society is exempted from paying Income Tax under section 11 of the Income Tax Act.1961.

(x) Provision and Contingent liabilities

The society creates a provision when there is a present obligation as a result of an obligating events the probably requires an outflow of resources and a reliable estimate can be made of the amount of the obligation. A disclosure for a contingent liability is made is made when there is a possible obligation or a present obligation that may but probably will not require an out flow of resources. Where there is a possible obligation or a present obligation in respect of which the likelihood of outflow of resources is remote, no provision or disclosure is made.




Pijush Pal Roy
Director
Dr. B. C. Roy Engineering College
Durgapur

(xi) Impairment of Assets

The Society assesses at each balance sheet date whether there is any indication that an assets including goodwill may be impaired. If any such indication exists, the society estimates the recoverable amount of such assets. If such recoverable amount of the assets or the recoverable amount of the cash generating unit to which the assets belongs to is less than its carrying amount, the carrying amount is reduced to its recoverable amount, the carrying amount is reduced to its recoverable amount. The reduction is treated as an impairment loss and is recognized in the profit and loss account. If at the balance sheet date there is an indication that if a previously assessed impairment loss no longer exists. The recoverable amount is reassessed and the asset is reflected at the recoverable amount subject to maximum of depreciated historical cost. In respect of goodwill the impairment loss will be reversed only when it was caused by specific external events and their effects have been reversed by subsequent external event.

(xii) Revenue & Appropriation of Income:


The activities to generate revenue during the year as reflected in the financial statements are with in the scope of the society was beyond the scope of the objects of the society. The income generated during the year has been invested and appropriated within the scope of the society for imparting education.

For V. N. PUROHIT & CO.
Chartered Accountants
Firm Regd: 304040E


(SUGATA GANGULY)

Partner
Membership No. 065153





Pijush Pal Roy
Director
Dr. B. C. Roy Engineering College
Durgapur

Place: Durgapur
Dated: 03/09/2019

DR. B. C. ROY ENGINEERING COLLEGE

Jemua Road, Fuljhore, Durgapur - 713206,
Dist. - Burdwan (W.B.)

**AUDITED STATEMENT OF ACCOUNTS FOR THE
YEAR ENDED ON 31ST MARCH, 2018
(ASSESSMENT YEAR 2018-19)**



V. N. PUROHIT & CO.
CHARTERED ACCOUNTANTS



V.N. PUROHIT & CO.

CHARTERED ACCOUNTANTS
(AFFILIATED TO M/S VMG & AFFILIATES)

A-4, Nandalal Bithi City Centre
Ground Floor Durgapur-713216
Mob.- 9903979180, 9433183328
E-mail : vnpdurgapur@vanpaudit.com
website : www.vnpaudit.com

AUDITORS' REPORT

We have audited the attached Balance Sheet of **Dr. B.C. Roy Engineering College** as at March 31st, 2018 and also the Income & Expenditure account for the year ended on that date. These financial statements are the responsibility of the management. Our responsibility is to express an opinion on these financial statements based on our audit.

We conducted our audit in accordance with auditing standards generally accepted in India. Those standards require that we plan and perform our audit to obtain reasonable assurance about whether the financial statements are free of material misstatement. An audit includes examining, on a test basis, evidence supporting the amounts and disclosure in financial statements. An audit also includes assessing the accounting principles used and significant estimates made by management, as well as evaluating the overall financial statement presentation. We believe that our audit provides a reasonable basis of our opinion.

In our opinion and to the best of our information and according to the explanations given to us the said accounts, give the information in the manner so required and gives a true and fair view in conformity with the accounting principles generally accepted in India:

- a) in the case of the Balance Sheet of the state of the affairs of Dr. B.C. Roy Engineering College as at 31st March, 2018; and
- b) in the case of the Income & Expenditure of the surplus for the year ended on that date.

Place: Durgapur

Dated: 24/09/2018.

Pijush Pal Roy
Director
Dr. B. C. Roy Engineering College
Durgapur

For V. N. PUROHIT & CO.
Chartered Accountants
Firm Regd No: 304040E

(SUGATA GANGULY)
Partner
Membership No. 065153



DR.B.C.ROY ENGINEERING COLLEGE
JEMUA ROAD, FULJHORE, DURGAPUR - 713 206

BALANCE SHEET AS AT 31ST MARCH, 2018

PREVIOUS YEAR	PARTICULARS	Sch. No.	AS AT 31ST MARCH, 2018	
	GENERAL FUNDS :			
33,35,51,769.63	Balance as per General Fund		36,33,66,274.08	
-	Less: Transferred to Gratuity Fund		6,46,729.56	
8,78,599.00	Less: Prior Period Adjustment			
21,02,272.86	Less: Transferred to Reserve Fund			
3,27,95,376.31	Add.: - Surplus for the year as per attached Income & Expenditure Accounts		3,04,60,676.80	
36,33,66,274.08				39,31,80,221.32
	RESERVE FUND :			
2,39,38,481.16	Group Gratuity Scheme			2,45,85,210.72
2,39,38,481.16				2,45,85,210.72
	LOAN FUNDS :	1		-
				-
	FUND MOVEMENTS (Inter Head)			
2,77,79,008.67	Fund Transferred To Dr. B.C. Roy, APC			2,23,66,971.67
2,77,79,008.67				2,23,66,971.67
41,50,83,763.91	TOTAL			44,01,32,403.71
	FIXED ASSETS :	2		
27,54,90,868.65	Net Block			28,31,49,294.65
	INVESTMENTS	3		
10,20,03,935.67				13,26,59,820.48
	FUND MOVEMENTS (Inter Head)			
6,32,19,984.47	Fund Transferred To Dr. B.C. Roy Polytechnic		5,75,41,536.00	
1,89,74,545.97	Fund Transferred To Dr. B.C.R.C.P.&A.H.S.		-	
8,21,94,530.44				5,75,41,536.00
	CURRENT ASSETS :	4		
2,46,660.00	a) Deposits		2,46,660.00	
36,37,103.00	b) Loans & Advances		72,214.00	
6,34,64,787.01	c) Cash & Bank Balances		7,16,28,421.94	
1,17,28,301.00	d) Other Receivable		1,24,84,795.50	
7,90,76,851.01			8,44,32,091.44	
	Less:- CURRENT LIABILITIES :	5		
10,98,91,589.75	a) Advances against educational activities		10,64,22,396.75	
33,11,288.00	b) Security deposits		22,69,588.00	
7,76,593.00	c) Liabilities for Expenses		16,74,474.00	
11,95,262.11	d) Liabilities Against Student		9,79,685.11	
15,00,083.00	e) Unpaid statutory deductions		12,49,449.00	
9,65,890.00	f) Liabilities for Tax Deducted at Source		7,95,412.00	
60,41,716.00	g) Sundry Creditors		42,59,334.00	
12,36,82,421.86			11,76,50,338.86	
(4,46,05,570.85)	NET CURRENT ASSETS(4 - 5)			(3,32,18,247.42)
41,50,83,763.91	TOTAL			44,01,32,403.71

This is the Balance Sheet for the year ended 31st March, 2018 referred to in our report of even date annexed.

For **V. N. PUROHIT & CO.**
Chartered Accountants

Sugata Ganguly
(**SUGATA GANGULY**)

Partner
Membership No. 065153

Place : Durgapur
Dated : 24/09/2018



Pijush Pal Roy
Pijush Pal Roy
Director
Dr. B. C. Roy Engineering College
Durgapur

DR.B.C.ROY ENGINEERING COLLEGE
JEMUA ROAD, FULJHORE, DURGAPUR - 713 206
INCOME & EXPENDITURE A/C FOR THE YEAR ENDED 31ST MARCH, 2018

PREVIOUS YEAR	PARTICULARS	Sch. No.	FOR THE YEAR ENDED 31ST MARCH, 2018	
	INCOME :			
23,93,79,596.25	Tuition Fee		23,91,01,404.50	
44,38,000.00	Admission Fee		41,20,000.00	
34,48,250.00	Student Welfare Fund		33,62,250.00	
44,71,290.00	Dress Kit Receipt		40,79,700.00	
79,76,331.00	Examination Fees		97,20,200.00	
5,65,13,500.00	Hostel Fees & Charges	6	5,50,92,200.00	
9,16,000.00	Prospectus Sales		8,57,000.00	
88,48,231.59	Interest Received		1,14,76,993.21	
39,05,750.00	Maintenance Fees		41,83,625.00	
34,40,474.60	Other Income		38,28,880.00	
10,96,000.00	Professional Training Fees		11,94,500.00	
3,52,000.00	Registration Fees		4,09,500.00	
18,85,707.00	Fines		17,36,768.00	
33,66,71,130.44				33,91,63,020.71
	EXPENDITURE :			
15,36,44,998.00	Teaching & Course related expenses (Direct)	7	15,58,64,353.00	
3,72,20,646.00	Hostel Running & Maintenance Expenses	8	3,36,39,357.00	
8,81,71,479.13	Administrative & Establishment Expenses	9	9,56,85,261.91	
34,36,919.00	Students Welfare & Amenities	10	33,03,961.00	
2,63,325.00	Interest On Term Loan			
2,11,38,387.00	Depreciation For the year	2	2,02,09,411.00	
3,27,95,376.31	Excess of Income over Expenditure		3,04,60,676.80	
	NOTES : As per Schedule	11		
33,66,71,130.44	TOTAL :			33,91,63,020.71

This is the Income & Expenditure Account for the year ended 31st March, 2018 referred to in our report of

For **V. N. PUROHIT & CO.**
Chartered Accountants



(SUGATA GANGULY)


Partner

Membership No. 065153

Place : Durgapur

Dated : 24/09/2018





Pijush Pal Roy
Director
Dr. B. C. Roy Engineering College
Durgapur

SCHEDULE ATTACHED TO BALANCE SHEET AS AT 31ST MARCH, 2018
AND INCOME & EXPENDITURE ACCOUNT FOR THE YEAR ENDED ON THAT DATE.

PREVIOUS YEAR	SCH. NO.	PARTICULARS	AS AT 31ST MARCH, 2018	
	1	LOAN FUNDS :		
	2	FIXED ASSETS :		
29,66,29,255.65		Gross Block	30,33,58,705.65	
2,11,38,387.00		Less:- Deprecation	2,02,09,411.00	
27,54,90,868.65		Net Block		28,31,49,294.65
	3	INVESTMENTS :		
		(a) Fixed Deposits with :-		
1,65,657.00		State Bank of India, Durgapur	1,65,657.00	
6,16,96,432.00		Axis Bank Ltd	8,52,91,235.00	
1,61,06,587.00		Bandhan Bank	1,61,06,587.00	
7,79,68,676.00				10,15,63,479.00
23,75,797.00		(b) Accured Interest on Fixed Deposit :-		44,51,615.00
2,16,59,462.67		(c) Investment in Group Gratuity Scheme		2,66,44,726.48
10,20,03,935.67		Total (3)		13,26,59,820.48
	4	CURRENT ASSETS :		
		(a) Deposited With -		
		Govt Semi-Govt. authorities		
20,500.00		Surobhi Gas	20,500.00	
15,000.00		Durgapur Projects Ltd.	15,000.00	
15,200.00		Bharat Sanchar Nigam Ltd.	15,200.00	
75,000.00		Durgapur Municipal Corporation	75,000.00	
80,960.00		Calcutta Electricity Supply Corporation	80,960.00	
40,000.00		DSC for Supply of Fuel Car	40,000.00	
2,46,660.00		Sub Total (a)		2,46,660.00
		(b) Loan & Advance -		
13,650.00		Advance To Staff (Dr Shome)	-	
34,43,602.00		Advance To Parties	-	
81,851.00		Advance To CRO Kolkata	71,214.00	
98,000.00		Advance from Salary	1,000.00	
36,37,103.00		Sub Total (b)		72,214.00

Contd.



Pijush Pal Roy
Pijush Pal Roy
Director
Dr. B. C. Roy Engineering College
Durgapur

**SCHEDULE STATEMENT AS AT 31ST MARCH, 2018
AND INCOME & EXPENDITURE ACCOUNT FOR THE YEAR ENDED ON THAT DATE. (CONTD.)**

PREVIOUS YEAR	SCH. NO.	PARTICULARS	AS AT 31ST MARCH, 2018	
3,56,544.40		(c) <u>Cash & Bank Balances -</u>		
		(i) <u>Cash in hand</u>		
		(as per Cash Books & certified by Management)	3,43,990.40	
3,56,544.40			3,43,990.40	
		(ii) <u>Bank Balances -</u>		
21,79,040.81		State Bank of India - Durgapur	8,28,249.81	
15,08,785.47		Axis Bank Ltd.(Durgapur)	1,41,83,393.91	
3,30,344.09		Axis Bank Ltd (Kolkata)	9,74,172.09	
41,34,368.14		ICICI Bank	43,83,485.14	
30,227.00		Axis Bank (A/c- 912010067282057)	31,354.00	
9,08,480.50		State Bank of India (Group Gratuity Scheme)	2,17,172.50	
20,41,224.66		S.B.I A/c-33850153501	26,36,473.41	
3,80,74,519.00		Bandhan Bank Savings (A/c-50170004157449)	3,98,60,450.74	
1,39,01,252.94		S.B.I Fuljhore Current A/c-35411296128	81,69,679.94	
6,31,08,242.61			7,12,84,431.54	
6,34,64,787.01		Sub Total (c)		7,16,28,421.94
		(d) <u>Other Receivable</u>		
55,000.00		Receivable from WBUT/ WBJEB & WBJEE	32,000.00	
12,27,500.00		Receivable from MAKAUT for SWC Scheme	19,48,500.00	
89,50,550.00		Tuition Fees Due	82,37,682.50	
1,50,527.00		Interest Amount Receivable from Bandhan Bank	-	
13,44,724.00		TDS Receivable	21,58,090.00	
-		Receivable against Stipend	72,000.00	
-		ATM Rent Receivable	1,854.00	
-		Office Rent(SBI) Receivable	34,669.00	
1,17,28,301.00		Sub total (d)		1,24,84,795.50
		(e) <u>Refund of Student Welfare Fund (09-10)</u>		-
7,90,76,851.01		Total (4)		8,44,32,091.44
	5	<u>CURRENT LIABILITIES :</u>		
		(a) <u>Advances against educational activities -</u>		
5,61,75,054.75		Advance for Tuition Fee	5,39,70,051.75	
4,000.00		Advance Admission Fee	-	
13,62,500.00		Advance Examination Fees	17,11,900.00	
7,79,250.00		Advance Student Welfare Fund	7,71,250.00	
9,05,875.00		Advance Maintenance Fees	10,07,375.00	
5,690.00		Advance For Dress Kit	-	
88,000.00		Professional Training Fee	1,83,500.00	
400.00		Advance For Registration Fee	-	
3,83,26,720.00		Total Caution Money(Refundable)	3,70,60,720.00	
32,39,250.00		Advance Hostel Seat Rent	33,73,500.00	
89,86,250.00		Advance Hostel Mess Charge	83,19,500.00	
18,600.00		Advance Journal Subscription Fee	24,600.00	
10,98,91,589.75		Sub Total (a)		10,64,22,396.75
33,11,288.00		(b) <u>Security Deposit -</u>		22,69,588.00
		(c) <u>Liabilities for Expenses -</u>		
5,91,344.00		Outstanding Expenses	15,59,007.00	
1,50,249.00		Outstanding Salary	74,167.00	
35,000.00		Outstanding Audit Fees	41,300.00	
7,76,593.00		Sub Total (c)		16,74,474.00
		(d) <u>Liabilities Against Student -</u>		
4,18,640.00		Student Stipend	6,12,342.00	
2,46,500.00		TFW (SWC) Scheme	2,46,500.00	
4,90,950.00		Part Payment Against Sem Fee	88,200.00	
1,100.00		MAKAUT Development Fees	-	
15,625.00		25% Freeship Student	-	
22,447.11		Excess Fees Refundable	27,643.11	
-		Admission Fees Refundable	5,000.00	
11,95,262.11		Sub Total (d)		9,79,685.11

Cont..





Pijush Pal Roy
 Director
 Dr. B. C. Roy Engineering College
 Durgapur

**SCHEDULE ATTACHED TO BALANCE SHEET AS AT 31ST MARCH, 2018
AND INCOME & EXPENDITURE ACCOUNT FOR THE YEAR ENDED ON THAT DATE. (CONTD.)**

PREVIOUS YEAR	SCH. NO.	PARTICULARS	AS AT 31ST MARCH, 2018	
		(e) <u>Unpaid Statutory Deduction -</u>		
41,622.00		P.F Administrative Charges	30,588.00	
1,87,516.00		P.F Employer's Contribution	1,77,492.00	
5,80,921.00		Provident Fund Contribution	5,57,063.00	
3,93,405.00		Liability For Pension Fund	3,78,805.00	
23,605.00		Liability For PF (EDLI)	22,729.00	
16,161.00		ESI Employee Contribution (Pending Case)	16,161.00	
19,971.00		ESI Employee Contribution	18,040.00	
54,111.00		ESI Employer's Contribution	48,571.00	
60,480.00		Professional Tax	-	
1,22,291.00		Sales Tax	-	
15,00,083.00		Sub Total (e)		12,49,449.00
		f) Liabilities for Tax Deducted at Source		
7,34,777.00		I.T.D.S (Salary)	5,58,207.00	
2,31,113.00		I.T.D.S (Other Than Salary)	2,37,205.00	
9,65,890.00		Sub Total (f)		7,95,412.00
		(g) Sundry Creditors		
19,74,368.00		-For Fixed Assets	17,98,352.00	
40,67,348.00		-For Expenses	24,60,982.00	
60,41,716.00		Sub Total (g)		42,59,334.00
		Total (5)		11,76,50,338.86
	6	<u>Hostel Fees & Charges</u>		
4,18,33,750.00		Hostel Mess Charges (E)	4,03,30,500.00	
1,46,79,750.00		Hostel Seat Rent (E)	1,47,61,700.00	
5,65,13,500.00				5,50,92,200.00
	7	<u>TEACHING & COURSE RELATED EXPENSES :</u>		
11,92,94,308.00		Salaries & Honorarium	12,05,00,593.00	
6,19,181.00		Pre-admission Councelling	7,66,339.00	
1,22,734.00		Seminar, Workshop & Projects	1,22,614.00	
1,51,63,555.00		Promotional Expenses	1,45,18,979.00	
5,83,000.00		WBUT Fee & AICTE Fee	7,21,000.00	
11,54,643.00		E Resources Expenses	12,42,606.00	
81,21,400.00		Examination Expenses	96,26,100.00	
3,50,000.00		Registration Fees	3,39,650.00	
14,64,000.00		Stipend for M.Tech Courses	13,41,000.00	
17,33,522.00		Internet Access Charge	20,77,331.00	
44,56,320.00		Students Dress, Kits & Equipments	40,79,700.00	
5,82,335.00		Consumables & Stores	5,28,441.00	
15,36,44,998.00				15,58,64,353.00
	8	<u>HOSTEL RUNNING & MAINTENANCE :</u>		
3,72,20,646.00		Catering Service Expenses	3,36,39,357.00	
3,72,20,646.00				3,36,39,357.00

Contd.




Pijush Pal Roy
 Director
 Dr. B. C. Roy Engineering College
 Durgapur

DR.B.C.ROY ENGINEERING COLLEGE
JEMUA ROAD, FULJHORE, DURGAPUR - 713 206

SCHEDULE ATTACHED TO BALANCE SHEET AS AT 31ST MARCH, 2018
AND INCOME & EXPENDITURE ACCOUNT FOR THE YEAR ENDED ON THAT DATE. (CONTD.)

PREVIOUS YEAR	SCH. NO.	PARTICULARS	AS AT 31ST MARCH, 2018	
	9	ADMINISTRATIVE & ESTABLISHMENT EXPENSES :		
4,96,94,552.00		Salaries & Honorarium	5,14,23,016.00	
16,14,515.00		A.M.C Expenses	25,21,129.00	
6,73,000.00		Bus Hire Charges	6,28,993.00	
22,487.00		Car Hire Charges	-	
86,36,886.16		Contributions to Provident Fund and	83,64,656.40	
19,34,703.00		House Keeping Expenses	20,83,271.00	
20,542.00		Cable Tv Rent	20,813.00	
77,242.00		Staff Welfare	1,14,574.00	
5,31,106.00		Gratuity	32,08,951.00	
7,000.00		Recruitment Expenses	2,99,287.00	
6,88,832.00		Group Insurance	9,40,294.00	
8,62,750.00		Traveling, Conveyance Allowance & Exps.	9,17,018.00	
64,44,494.00		Water Supply & Electricity	62,41,582.00	
34,800.00		Legal Expenses	27,550.00	
3,64,820.00		License Fee For Software	4,58,950.00	
1,95,227.00		Insurance	2,08,118.00	
81,75,222.00		Security Guard	92,09,697.00	
1,52,503.00		Subscription & Donations	43,502.00	
2,71,106.00		DMC Charges	2,71,106.00	
1,40,000.00		House Rent (Employee)	1,73,831.00	
2,63,728.00		Office Maintenance	1,57,708.00	
33,85,078.00		Repairs & Maintenance	32,04,474.00	
2,81,916.00		Postage & Telephone	2,66,333.00	
10,54,524.00		Printing & Stationary	15,23,800.00	
65,228.00		Pest Control	8,38,970.00	
1,50,293.00		Newspaper & Periodicals	1,73,387.00	
66,442.47		Bank Charges	84,502.01	
2,27,350.00		Generator Hire Charges	5,000.00	
2,02,814.00		Land Revenue	3,85,350.00	
6,747.00		ESIC Demurrage charges	-	
1,48,385.00		Interest on Delayed Payment (ESIC)	-	
1,32,810.00		Transport Charges	53,493.00	
57,452.00		Entertainment Expenses	62,609.00	
5,07,646.50		Cost of Diesel & Mobile	5,53,177.00	
25.00		Annual Report Filling Fees	25.00	
12,680.00		Anti Ragging Expenses	1,15,729.00	
97,250.00		Membership Fee (Institutional)	85,500.00	
28,984.00		Medical Expenses	10,242.00	
1,42,555.00		Consultancy Charges	81,164.00	
35,000.00		Audit fees	47,600.00	
7,62,784.00		Other Expenses	8,79,860.50	
8,81,71,479.13				9,56,85,261.91
	10	STUDENTS WELFARE AND AMENITIES :		
6,75,636.00		Training & Placement Expenses	7,63,525.00	
27,61,283.00		Student Activities Expenses	25,40,436.00	
34,36,919.00				33,03,961.00





Pijush Pal Roy
 Director
 Dr. B. C. Roy Engineering College
 Durgapur

DR. B. C. ROY ENGINEERING COLLEGE
JEMUA ROAD, FULJHORE, DURGAPUR - 713 206
Security Deposit (Contractors)

Particulars	Amounts(₹)
Aparajita Construction	9,41,173.00
Archana Enterprise	1,00,108.00
Curtain Centre	10,97,388.00
M/S Saroda Construction	1,08,587.00
SD (P Enterprise)	1,115.00
Performance Guarantee (PCIPL)	2,022.00
Airmech Eng.	19,195.00
	22,69,588.00

Other Income	
Particulars	Amounts(₹)
Issue of Duplicate Card, MR, ID, Fee Card, Etc	3,900.00
Rent from ATM	26,780.00
Office Rent (SBI Premise)	5,00,786.00
Electricity Charges Income	2,21,699.00
Journal Subscription Fees	57,600.00
Licence Fees (I)	60,000.00
Liability Written off	7,27,261.00
Miscellaneous Receipts	1,27,020.00
Recovery Of postage & stamp (exam cell)	
Received from Guest House	29,400.00
Receipts from Activities of IJEN Programme	
Recovery of Excess Salary	2,717.00
Registration Fee from student for seminar	2,600.00
Recovery of HRA (Engg. Teaching)	9,42,250.00
Students Particip. Fee for Texas Instrum. Workshop	
Recovery of Fees for Tech Fest 2017	
Sale of Old Newspaper	973.00
Sale of Scrap	16,340.00
Subscription for Viswakarma Puja	56,785.00
Sponsorship Fees for Horizon 2 k 17	12,000.00
Processing Fee	16,000.00
Transportation Charges Income	3,44,200.00
Interest on TDS	
Collection from Student for AITC Robotices workshop	64,000.00
Collection from Students(Robotices)	19,500.00
Electricity charges (AC machine)	34,000.00
Entry Fee	3,500.00
Notice pay	94,461.00
Penalty against supply of poor quality of food	228.00
Receipt from HDFC Ergo	50,000.00
Recovery of cost of Aquaguard	12,000.00
Reg. Fee from student for Techfest 2018	2,52,600.00
Reg. Fee from student for workshop	38,500.00
Reg. Fee (student) for Seminar(IGSWN) 2018	29,000.00
Sponsorship Fees for Techfest	57,000.00
collection against the Instut. Of Engg	25,780.00
	38,28,880.00





Pijush Pal Roy
 Director
 Dr. B. C. Roy Engineering College
 Durgapur

Particulars	Amounts(₹)
Subscription to Concord Tower welfare	38,064.00
Interest on P.Tax	
B.O.G Expenses	1,24,479.00
Digital Signature Expenses	
Gardening Expenses	10,206.00
Entry Tax	
Installation charges of Machineries	1,47,177.00
Refund of Student Welfare Fund	350.00
Washing charges	1,863.00
NBA Incidental Expenses	2,10,951.00
Misc Expenses	33,791.50
Road Tax	
Research & Dev	22,000.00
Interest Deducted against Pre-maturity of FDR	-
License Fee(Otis Elevator)	95.00
Vice Chancellor visit exp.	61,829.00
Loss on Sale of assets	114.00
Prior Period Adjustment	2,28,941.00
	8,79,860.50

Student Activities Expenses

Particulars	Amounts(₹)
NCC & NSS Expenses	146059.00
Sports & Games A/C	96684.00
Laptop Bags for Students	168178.00
Students Project Work(EE)	
Dr. B. C. Roy Birthday Celebration A/C	2190.00
Celebration of Swami vivekananda Birthday	1590.00
Fresher Welcome Expenses (B.tech) A/C	289540.00
Hostel Night Expenses A/C	
Independence Day Exp.	10177.00
Registration Fee For Seminar (Participated by Std.)	7250.00
Orientation Programme	174780.00
Students Farewell	
Rabindra Jayanti Celebration	630.00
Republic Day Celebration	14910.00
Saraswati Puja Exp. 2016	27374.00
Tech Fest (Horizon' 2018) A/C	525527.00
Tech Fest (Horizon' 2016) A/C	
Lokenath Abirbhav Divas Celebration	
Participation fee for national karate Champ	
Viswakarma Puja Exp.	492180.00
Tech Fest ' 2017 A/C	37800.00
Annual cultural Fest'2018	334447.00
debate Competiton	880.00
Football Turnament (MAKAUT)	34856.00
Fresher Welcome Expenes (MCA)	6750.00
Ganesh Puja Exp.	998.00
Saraswati Puja 2018	167636.00
	25,40,436.00




Pijush Pal Roy
Director
Dr. B. C. Roy Engineering College
Durgapur



NAME OF THE ASSET	R.O. D. (%)	COST AS ON 01.04.2017	ADDITION DURING THE YEAR	Addition (in Rs.) upto 30/09/17	Addition (in Rs.) after 01/10/17	SOLD/ ADJ. DURING THE YR.	TOTAL COST AS ON 31.03.2018	DEP. UPTO 31.03.2017	DEP. FOR THE YEAR	ADJ. OF DEPRIDE P WBACK	TOTAL DEPRECIATION AS ON 31.03.2018	WRITTEN DOWN VALUE AS ON 31.03.2018	WRITTEN DOWN VALUE AS ON 31.03.2017
Block-A @ 0%	0%	1,98,54,066.50	-	-	-	-	1,98,54,066.50	-	-	-	-	1,98,54,066.50	1,98,54,066.50
Land	0%	1,58,50,706.50	-	-	-	-	1,58,50,706.50	-	-	-	-	1,58,50,706.50	1,58,50,706.50
Land Development	0%	37,19,756.00	-	-	-	-	37,19,756.00	-	-	-	-	37,19,756.00	37,19,756.00
Playground	0%	2,83,604.00	-	-	-	-	2,83,604.00	-	-	-	-	2,83,604.00	2,83,604.00
		1,98,54,066.50	-	-	-	-	1,98,54,066.50	-	-	-	-	1,98,54,066.50	1,98,54,066.50
Block-B @ 5%	5%	32,33,02,083.42	1,09,10,777.00	1,01,12,320.00	7,98,457.00	-	33,42,12,870.42	10,84,45,261.00	1,12,68,423.00	-	11,97,13,684.00	21,44,99,186.42	21,48,56,832.42
Land & Building	5%	3,49,98,169.00	-	-	-	-	3,49,98,169.00	35,93,486.00	15,70,234.00	-	51,63,720.00	2,98,34,449.00	3,14,04,683.00
Academic Building (Asutosh Bhawan)	5%	14,04,674.00	-	-	-	-	14,04,674.00	6,89,596.00	35,754.00	-	7,25,350.00	6,79,324.00	7,15,078.00
Boundary Wall	5%	1,92,26,236.50	-	-	-	-	1,92,26,236.50	82,89,255.00	5,46,849.00	-	88,36,104.00	1,03,90,132.50	1,09,36,981.50
Hostel Building (Boys) (satyen Bose)	5%	2,39,76,663.03	-	-	-	-	2,39,76,663.03	45,55,365.00	9,81,095.00	-	53,36,430.00	1,86,40,233.03	1,96,21,298.03
Hostel Building (Boys) (Aurobindo)	5%	2,33,36,963.00	-	-	-	-	2,33,36,963.00	30,71,694.00	10,13,263.00	-	40,84,957.00	1,92,51,996.00	2,02,65,259.00
Hostel Building (Boys) (Chittaranjan)	5%	48,74,721.00	-	-	-	-	48,74,721.00	29,74,570.00	95,008.00	-	30,69,578.00	18,05,143.00	19,00,151.00
Central Library Building	5%	1,17,52,511.13	-	-	-	-	1,17,52,511.13	30,26,708.00	4,36,290.00	-	34,62,998.00	82,89,513.13	87,25,803.13
Coll. Bldg. (Civil Engrg)	5%	3,66,351.54	-	-	-	-	3,66,351.54	86,078.00	14,014.00	-	1,00,092.00	2,66,259.54	2,80,273.54
Coll. Bldg. (M.E. Extr)	5%	1,78,85,798.00	-	-	-	-	1,78,85,798.00	55,61,325.00	6,16,224.00	-	61,77,549.00	1,17,08,249.00	1,23,24,473.00
Coll. Bldg. (ECE & EIE)	5%	86,28,337.00	-	-	-	-	86,28,337.00	37,48,733.00	2,43,980.00	-	39,92,713.00	46,35,624.00	48,79,604.00
Coll. Bldg. (M.Tech)	5%	4,52,044.00	-	-	-	-	4,52,044.00	32,983.00	20,973.00	-	53,966.00	3,98,478.00	4,19,451.00
Const. of Road (Academic Bldg RCC Road)	5%	1,64,001.00	-	-	-	-	1,64,001.00	15,890.00	7,401.00	-	23,391.00	1,40,610.00	1,49,011.00
Const. of Road (Approach to Boys Hostel)	5%	21,53,102.00	-	-	-	-	21,53,102.00	1,58,792.00	99,716.00	-	2,58,508.00	18,94,594.00	19,94,310.00
Const. of Road (from Civil Bldg to Main Gate)	5%	4,18,033.00	-	-	-	-	4,18,033.00	20,902.00	19,857.00	-	40,759.00	3,77,274.00	3,97,131.00
Const. of Road (Front of ISE)	5%	6,71,47,454.19	-	-	-	-	6,71,47,454.19	4,49,93,404.00	11,07,003.00	-	4,61,01,107.00	2,10,46,347.19	2,21,54,050.19
College Building (Main)	5%	17,000.00	-	-	-	-	17,000.00	2,425.00	729.00	-	3,154.00	14,575.00	14,575.00
College Gate (SBI Bank)	5%	91,78,207.00	74,06,942.00	74,06,942.00	-	-	1,65,85,149.00	2,62,532.00	8,16,131.00	-	10,78,663.00	1,55,08,486.00	88,15,675.00
Auditorium Building	5%	30,240.00	-	-	-	-	30,240.00	11,026.00	961.00	-	11,987.00	19,214.00	19,214.00
College Well	5%	3,07,245.00	-	-	-	-	3,07,245.00	1,62,352.00	7,245.00	-	1,69,597.00	1,37,648.00	1,44,883.00
Cycle Stand	5%	2,71,782.00	-	-	-	-	2,71,782.00	20,044.00	12,587.00	-	32,631.00	2,39,151.00	2,51,738.00
Faculty Room inside M.E Workshop Bldg	5%	15,60,143.00	-	-	-	-	15,60,143.00	7,16,642.00	42,175.00	-	7,58,817.00	8,01,326.00	8,43,501.00
Dev. Of Rd. Pathways	5%	14,15,980.00	-	-	-	-	14,15,980.00	7,33,377.00	34,130.00	-	7,67,507.00	6,48,473.00	6,82,603.00
External Water Supply	5%	10,25,895.00	-	-	-	-	10,25,895.00	3,93,313.00	31,629.00	-	4,24,942.00	6,00,953.00	6,32,582.00
Faculty Residence	5%	1,12,92,077.00	-	-	-	-	1,12,92,077.00	48,25,048.00	3,23,351.00	-	51,48,399.00	61,43,678.00	64,67,029.00
Girls' Hostel Building (Mother Teresa)	5%	2,01,70,084.03	-	-	-	-	2,01,70,084.03	35,05,516.00	8,33,228.00	-	43,38,744.00	1,58,31,340.03	1,66,64,588.03
Girls' Hostel Building (Sister Nivedita)	5%	1,36,43,082.00	-	-	-	-	1,36,43,082.00	8,99,066.00	6,62,052.00	-	15,61,118.00	1,22,683.00	1,27,44,016.00
Integrated Service Bldg(A.J.C Bose Bhaban)	5%	2,99,172.00	-	-	-	-	2,99,172.00	1,76,489.00	6,134.00	-	1,82,623.00	1,16,549.00	1,22,683.00
Gymnasium	5%	19,37,062.00	-	-	-	-	19,37,062.00	1,42,857.00	89,710.00	-	2,32,867.00	17,04,485.00	17,94,195.00
Misc Construction	5%	15,97,908.00	-	-	-	-	15,97,908.00	98,116.00	74,990.00	-	1,73,106.00	14,24,802.00	14,99,792.00
Rabindra Bhawan	5%	37,05,935.00	-	-	-	-	37,05,935.00	21,86,763.00	75,959.00	-	22,62,722.00	15,19,172.00	15,19,172.00
Health Centre	5%	42,918.00	-	-	-	-	42,918.00	25,964.00	848.00	-	26,812.00	16,106.00	16,954.00
Hostel Boarding Wall	5%	65,91,469.00	-	-	-	-	65,91,469.00	26,43,907.00	1,97,378.00	-	28,41,285.00	37,50,184.00	39,47,562.00
Humanities & Sc.Block	5%	1,33,890.00	-	-	-	-	1,33,890.00	58,734.00	3,768.00	-	62,492.00	71,398.00	75,156.00
Internal Water Supply	5%	24,38,943.00	-	-	-	-	24,38,943.00	15,38,796.00	45,007.00	-	15,83,805.00	8,55,138.00	9,00,145.00
Management House	5%	5,11,578.00	-	-	-	-	5,11,578.00	1,35,535.00	18,802.00	-	1,54,337.00	3,76,043.00	3,76,043.00
Nazru Mancha	5%	1,21,76,999.00	-	-	-	-	1,21,76,999.00	51,86,832.00	3,49,508.00	-	55,36,340.00	66,40,659.00	69,90,167.00
Office Building (Kolkata)	5%	2,78,694.00	-	-	-	-	2,78,694.00	1,35,305.00	7,169.00	-	1,42,478.00	1,36,216.00	1,43,385.00
Retaining Wall	5%	5,55,360.00	-	-	-	-	5,55,360.00	76,350.00	23,951.00	-	1,00,301.00	4,55,059.00	4,79,010.00
SBI Block Building	5%	1,03,34,283.00	27,38,245.00	24,43,247.00	2,94,998.00	-	1,30,72,526.00	4,13,560.00	6,25,573.00	-	10,39,33,395.00	99,20,723.00	99,20,723.00
Staff Qtr (Teacher's Residential Acc.)	5%	52,061.00	-	-	-	-	52,061.00	30,713.00	1,067.00	-	31,780.00	21,348.00	21,348.00
Teacher's Enclosure	5%	70,432.00	-	-	-	-	70,432.00	41,549.00	1,444.00	-	42,993.00	27,439.00	28,883.00
Under Gr. Reservoir	5%	10,01,080.00	-	-	-	-	10,01,080.00	45,698.00	47,769.00	-	93,467.00	9,55,382.00	9,55,382.00
Under Drinking water reservoir	5%	51,98,498.00	-	-	-	-	51,98,498.00	32,56,704.00	97,140.00	-	33,53,844.00	18,45,654.00	19,42,794.00
Workshop Building	5%	4,92,217.00	-	-	-	-	4,92,217.00	87,360.00	20,243.00	-	1,07,603.00	3,84,614.00	4,04,857.00
Water Pipe Line	5%	5,58,269.00	-	-	-	-	5,58,269.00	3,957.00	7,716.00	-	11,673.00	1,46,596.00	1,54,312.00
Pump House	5%	27,552.00	-	-	-	-	27,552.00	10,234.00	866.00	-	11,100.00	16,452.00	17,318.00
Pipe Line (Chem. Lab)	5%	16,838.00	-	-	-	-	16,838.00	842.00	842.00	-	842.00	15,996.00	15,996.00
const. of road(in front of staff quarter)	5%	32,33,02,093.42	1,09,10,777.00	1,01,12,320.00	7,98,457.00	-	33,42,12,870.42	10,84,45,261.00	1,12,68,423.00	-	11,97,13,684.00	21,44,99,186.42	21,48,56,832.42


Pijush Pal Roy
 Director
 Dr. B. C. Roy Engineering College
 Durgapur



SCHEDULE NO 11: OF NOTES ATTACHED TO AND FORMING PART OF AUDITED ACCOUNTS FOR THE YEAR ENDED 31ST MARCH, 2018.

A) SOCIETY OVERVIEW:

Dr. B. C. Roy Engineering College together with its subsidiary wing of Pharmacy College and Polytechnic College & Academy of Professional College (collectively, the Society or the group) is a leading West Bengal Based Provider of Education Services in the field of Engineering, Management, Pharmacy, Polytechnic and Academy of Professional Courses. The Society is headquartered in Durgapur, West Bengal, India.

B) SIGNIFICANT ACCOUNTING POLICIES:

(i) Basis of preparation of financial statements

The financial statements are prepared and presented under historical cost convention on accrual basis of accounting, in accordance with Indian Generally Accepted Accounting Principal (India GAAP) and Accounting standards issued by the Institute of Chartered Accountants of India (ICAI). Accounting policies have been consistently applied except where a newly adopted or a revision to an existing accounting standard requires a change in the accounting policy hitherto in use.

The Management evaluates all recently issued or revised accounting standards on an ongoing basis.

(ii) Principal of Consolidation

The consolidated financial statements include the financial statements of the Pharmacy Education Division, Polytechnic Education Division and Academy of Professional Courses Division, which is owned and controlled by the society.

The financial statements of the parent society and its Pharmacy Education Division, Polytechnic Education Division and Academy of Professional Courses Division have been combined on a line by basis by adding together the book values of all item of assets, liabilities, incomes and expenses after eliminating inter – departmental balances/transaction and the resulting unrealized gain /loss thereof.

The consolidated financial statements are prepared using uniform accounting policies for similar transaction and other events in similar transaction and other events in similar circumstances.

(iii) Use of estimates


The preparation of consolidated financial statements requires management to make estimates and assumption that reported amounts of assets and liabilities, the disclosure of contingent assets and liabilities on the date of the consolidated financial statements and reported amounts of revenues and expenses during the period reported. Actual results could differ from those estimates.

(iv) Revenue recognition

'Unearned revenues' include in current liabilities represents collection of tuition fees and other revenues in excess of revenues in excess of revenue recognized for the period.

Interest is recognized using the time proportion method, based on rates implicit in the transaction. Other income is recognized on accrual basis.




Pijush Pal Roy
Director
Dr. B. C. Roy Engineering College
Durgapur

(v) Fixed assets and Work - In - Progress

Fixed asset are stated at historical cost less accumulated depreciation.

Interest on borrowed money allocated to and utilized for fixed assets, pertaining to the period up to the date of capitalization is capitalized. Assets acquired on direct finance lease are capitalized at the gross value and interest thereon is charged to profit and loss account.

(vi) Depreciation and Amortization

Depreciation is provided on written down value (WDV) method at rates within the rates mentioned in rule 5 of income tax rules 1962 read with appendix – I. assets under capital lease are amortized over their estimated useful life or the lease term, whichever is lower.

(vii) Investments

Long-term investments (other than investments in affiliates) are stated at cost less provision for diminution in value is provided for where the management is of the opinion that the diminution in value is provided for where the management is of the opinion that the diminution is of other than temporary nature. Short-term investments are valued at lower of cost or net realizable value.

(viii) Provision for Retirement benefits:

Gratuity: In accordance with applicable Indian laws, the Society provides for Gratuity, a defined benefit retirement plan (Gratuity Plan). The Gratuity Plan provides a lump sum payment to vested employees, at retirement or termination of employment, an amount based on the respective employees last drawn salary and the year of employment of the Company. The society contributes to the Group Gratuity Scheme of Life Insurance Corporation of India (LICI) and debits such contribution to the Income & Expenditure Account.

Provident: In addition to the above benefit, employees receive benefits from a provident fund a defined Contribution plane. The employee and employer each make monthly contributions to the plan to 12% of the covered employee's salary. The whole contribution is made to the government provident fund. The Government mandates the annual yield to be provided to the employees on their corpus and the society has no liability in this regards.

(ix) Income Tax

The current charges for income taxes are not provided for since the society is exempted from paying Income Tax under section 11 of the Income Tax Act. 1961.

(x) Provision and Contingent liabilities

The society creates a provision when there is a present obligation as a result of an obligating events the probably requires an outflow of resources and a reliable estimate can be made of the amount of the obligation. A disclosure for a contingent liability is made is made when there is a possible obligation or a present obligation that may but probably will not require an out flow of resources. Where there is a possible obligation or a present obligation in respect of which the likelihood of outflow of resources is remote, no provision or disclosure is made.




Pijush Pal Roy
Director
Dr. B. C. Roy Engineering Colleg
Durgapur


(xi) Impairment of Assets

The Society assesses at each balance sheet date whether there is any indication that an assets including goodwill may be impaired. If any such indication exists, the society estimates the recoverable amount of such assets. If such recoverable amount of the assets or the recoverable amount of the cash generating unit to which the assets belongs to is less than its carrying amount, the carrying amount is reduced to its recoverable amount, the carrying amount is reduced to its recoverable amount. The reduction is treated as an impairment loss and is recognized in the profit and loss account. If at the balance sheet date there is an indication that if a previously assessed impairment loss no longer exists. The recoverable amount is reassessed and the asset is reflected at the recoverable amount subject to maximum of depreciated historical cost. In respect of goodwill the impairment loss will be reversed only when it was caused by specific external events and their effects have been reversed by subsequent external event.

(xii) Revenue & Appropriation of Income:

The activities to generate revenue during the year as reflected in the financial statements are with in the scope of the society was beyond the scope of the objects of the society. The income generated during the year has been invested and appropriated within the scope of the society for imparting education.

For **V. N. PUROHIT & CO.**
Chartered Accountants
Firm Regd: 304040E




(SUGATA GANGULY)

Partner

Membership No. 065153

Place: Durgapur

Dated: 24/09/2018



Pijush Pal Roy

Director

**Dr. B. C. Roy Engineering College
Durgapur**

=====

DR. B.C. ROY ENGINEERING COLLEGE
JEMUA ROAD, FULJHORE, DURGAPUR-713206

=====

**AUDITED STATEMENT OF ACCOUNTS
FOR THE YEAR ENDED 31st MARCH, 2017**

V. N. PUROHIT & CO.
CHARTERED ACCOUNTANTS



V.N. PUROHIT & CO.

CHARTERED ACCOUNTANTS
(AFFILIATED TO M/S VMG & AFFILIATES)

A-4, Nandalal Bithi City Centre
Ground Floor Durgapur-713216
Mob.- 9903979180, 9433183328
E-mail : vnpdurgapur@vnpaudit.com
Website : www.vnpaudit.com

AUDITORS' REPORT

We have audited the attached Balance Sheet of **Dr. B.C.Roy Engineering College** as at March 31st, 2017 and also the Income & Expenditure account for the year ended on that date. These financial statements are the responsibility of the management. Our responsibility is to express an opinion on these financial statements based on our audit.

We conducted our audit in accordance with auditing standards generally accepted in India. Those standards require that we plan and perform our audit to obtain reasonable assurance about whether the financial statements are free of material misstatement. An audit includes examining, on a test basis, evidence supporting, the amounts and disclosure in financial statements. An audit also includes assessing the accounting principles used and significant estimates made by management, as well as evaluating the overall financial statement presentation. We believe that our audit provides a reasonable basis of our opinion.

In our opinion and to the best of our information and according to the explanations given to us the said accounts, give the information in the manner so required and gives a true and fair view in conformity with the accounting principles generally accepted in India:

- in the case of the Balance Sheet of the state of the affairs of Dr. B.C.Roy Engineering College as at 31st March, 2017; and
- in the case of the Income & Expenditure of the surplus for the year ended on that date.

Place: Durgapur

Dated: 13/10/2017.

For **V. N. PUROHIT & CO.**
Chartered Accountants
Firm Regd No: 304040E

(**SUGATA GANGULY**)
Partner
Membership No. 065153

Pijush Pal Roy
Director
Dr. B. C. Roy Engineering College
Durgapur



DR.B.C.ROY ENGINEERING COLLEGE
JEMUA ROAD, FULJHORE, DURGAPUR - 713 206
BALANCE SHEET AS AT 31ST MARCH, 2017


PREVIOUS YEAR	PARTICULARS	Sch. No.	AS AT 31ST MARCH, 2017	
			₹	₹
₹				
29,47,05,721.23	GENERAL FUNDS :			
-	Balance as per General Fund		33,35,51,769.63	
42,99,993.30	Less: Prior Period Adjustment		8,78,599.00	
4,31,46,041.70	Less: Transferred to Reserve Fund		21,02,272.86	
	Add.: - Surplus for the year as per attached Income & Expenditure Accounts		3,27,95,376.31	
33,35,51,769.63				36,33,66,274.08
	RESERVE FUND :			
2,18,36,208.30	Group Gratuity Scheme			2,39,38,481.16
2,18,36,208.30				2,39,38,481.16
	LOAN FUNDS :			
65,20,427.00		1		-
65,20,427.00				-
	FUND MOVEMENTS (Inter Head)			
1,81,84,022.67	Fund Transferred To Dr. B.C. Roy, APC			2,77,79,008.67
1,81,84,022.67				2,77,79,008.67
38,00,92,427.60	TOTAL			41,50,83,763.91
	FIXED ASSETS :			
25,19,50,165.65	Net Block	2		27,54,90,868.65
	INVESTMENTS			
9,90,25,292.24		3		10,20,03,935.67
	FUND MOVEMENTS (Inter Head)			
6,71,83,705.47	Fund Transferred To Dr. B.C. Roy Polytechnic		6,32,19,984.47	
1,76,97,732.97	Fund Transferred To Dr. B.C.R.C.P.&A.H.S.		1,89,74,545.97	
8,48,81,438.44				8,21,94,530.44
	CURRENT ASSETS :			
2,41,660.00	a) Deposits	4	2,46,660.00	
36,41,698.00	b) Loans & Advances		36,37,103.00	
5,66,75,446.98	c) Cash & Bank Balances		6,34,64,787.01	
1,19,96,217.40	d) Other Receivable		1,17,28,301.00	
7,25,55,022.38			7,90,76,851.01	
	Less:- CURRENT LIABILITIES :			
10,73,05,261.00	a) Advances against educational activities	5	10,98,91,589.75	
27,56,877.00	b) Security deposits		33,11,288.00	
17,02,320.00	c) Liabilities for Expenses		7,76,593.00	
5,11,960.11	d) Liabilities Against Student		11,95,262.11	
16,12,577.00	e) Unpaid statutory deductions		15,00,083.00	
9,81,586.00	f) Liabilities for Tax Deducted at Source		9,65,890.00	
1,34,48,910.00	g) Sundry Creditors		60,41,716.00	
12,83,19,491.11			12,36,82,421.86	
(5,57,64,468.73)	NET CURRENT ASSETS (4 - 5)			(4,46,05,570.85)
38,00,92,427.60	TOTAL			41,50,83,763.91

This is the Balance Sheet for the year ended 31st March, 2017 referred to in our report of even date annexed.

For **V. N. PUROHIT & CO.**
Chartered Accountants

(SUGATA GANGULY)
Partner
Membership No. 065153




Pijush Pal Roy
Director
Dr. B. C. Roy Engineering College
Durgapur

Place : Durgapur
Dated : 13/10/2017


DR.B.C.ROY ENGINEERING COLLEGE
JEMUA ROAD, FULJHORE, DURGAPUR - 713 206
INCOME & EXPENDITURE A/C FOR THE YEAR ENDED 31ST MARCH, 2017

PREVIOUS YEAR	PARTICULARS	Sch. No.	FOR THE YEAR ENDED 31ST MARCH, 2017	
			₹	₹
	INCOME :			
23,69,02,020.50	Tuition Fee		23,93,79,596.25	
46,11,000.00	Admission Fee		44,38,000.00	
34,79,400.00	Student Welfare Fund		34,48,250.00	
45,54,720.00	Dress Kit Receipt		44,71,290.00	
73,57,130.00	Examination Fees		79,76,331.00	
5,23,27,900.00	Hostel Fees & Charges	6	5,65,13,500.00	
9,58,050.00	Prospectus Sales		9,16,000.00	
93,16,105.54	Interest Received		88,48,231.59	
35,74,500.00	Maintenance Fees		39,05,750.00	
25,51,424.00	Other Income		34,40,474.60	
10,98,500.00	Professional Training Fees		10,96,000.00	
3,67,200.00	Registration Fees		3,52,000.00	
12,29,431.94	Fines		18,85,707.00	
32,83,27,381.98				33,66,71,130.44
	EXPENDITURE :			
14,08,90,902.00	Teaching & Course related expenses (Direct)	7	15,36,44,998.00	
3,39,56,912.00	Hostel Running & Maintenance Expenses	8	3,72,20,646.00	
8,67,12,356.28	Administrative & Establishment Expenses	9	8,81,71,479.13	
36,25,004.00	Students Welfare & Amenities	10	34,36,919.00	
12,35,100.00	Interest On Term Loan		2,63,325.00	
1,87,61,066.00	Depreciation For the year	2	2,11,38,387.00	
4,31,46,041.70	Excess of Income over Expenditure		3,27,95,376.31	
	NOTES : As per Schedule	11		
32,83,27,381.98	TOTAL :			33,66,71,130.44

This is the Income & Expenditure Account for the year ended 31st March, 2017 referred to in our report of

For **V. N. PUROHIT & CO.**
Chartered Accountants

(SUGATA GANGULY)
Partner
Membership No. 065153



Pijush Pal Roy
Director
Dr. B. C. Roy Engineering College
Durgapur

Place : Durgapur
Dated : 13/10/2017



DR.B.C.ROY ENGINEERING COLLEGE
JEMUA ROAD, FULJHORE, DURGAPUR - 713 206
SCHEDULE ATTACHED TO BALANCE SHEET AS AT 31ST MARCH, 2017
AND INCOME & EXPENDITURE ACCOUNT FOR THE YEAR ENDED ON THAT DATE. (CONTD.)

PREVIOUS YEAR	SCH. NO.	PARTICULARS	AS AT 31ST MARCH, 2017	
			₹	₹
2,15,579.40		(c) <u>Cash & Bank Balances -</u>		
		(i) <u>Cash in hand</u>	-	
		(as per Cash Books & certified by Management)	3,56,544.40	
2,15,579.40			3,56,544.40	
3,30,670.31		(ii) <u>Bank Balances -</u>		
2,40,29,184.88		State Bank of India - Durgapur	21,79,040.81	
10,08,237.09		Axis Bank Ltd.(Durgapur)	15,08,785.47	
43,93,717.14		Axis Bank Ltd (Kolkata)	3,30,344.09	
29,047.00		ICICI Bank	41,34,368.14	
4,44,008.00		Axis Bank (A/c- 912010067282057)	30,227.00	
21,99,057.16		State Bank of India (Group Gratuity Scheme)	9,08,480.50	
		S.B.I A/c-33850153501	20,41,224.66	
2,40,25,946.00		Bandhan Bank Savings (A/c-50170004157449)	3,80,74,519.00	
5,64,59,867.58		S.B.I Fuljhore Current A/c-35411296128	1,39,01,252.94	
5,66,75,446.98		Sub Total (c)	6,31,08,242.61	6,34,64,787.01
		(d) <u>Other Receivable</u>		
99,000.00		Receivable from WBUT/ WBJEB & WBJEE	55,000.00	
6,79,500.00		Receivable from MAKAUT for SWC Scheme	12,27,500.00	
1,00,18,450.00		Tuition Fees Due	89,50,550.00	
		Interest Amount Receivable from Bandhan Bank	1,50,527.00	
11,99,267.40		TDS Receivable	13,44,724.00	
1,19,96,217.40		Sub total (d)		1,17,28,301.00
		(e) <u>Refund of Student Welfare Fund (09-10)</u>		-
7,25,55,022.38		Total (4)		7,90,76,851.01
	5	<u>CURRENT LIABILITIES :</u>		
		(a) <u>Advances against educational activities -</u>		
5,80,47,671.00		Advance for Tuition Fee	5,61,75,054.75	
32,000.00		Advance Admission Fee	4,000.00	
15,63,000.00		Advance Examination Fees	13,62,500.00	
8,35,500.00		Advance Student Welfare Fund	7,79,250.00	
8,69,000.00		Advance Maintenance Fees	9,05,875.00	
45,520.00		Advance For Dress Kit	5,690.00	
78,000.00		Professional Training Fee	88,000.00	
3,200.00		Advance For Registration Fee	400.00	
3,40,72,720.00		Total Caution Money(Refundable)	3,83,26,720.00	
30,42,000.00		Advance Hostel Seat Rent	32,39,250.00	
87,02,250.00		Advance Hostel Mess Charge	89,86,250.00	
14,400.00		Advance Journal Subscription Fee	18,600.00	
10,73,05,261.00		Sub Total (a)		10,98,91,589.75
27,56,877.00		(b) <u>Security Deposit -</u>		33,11,288.00
		(c) <u>Liabilities for Expenses -</u>		
12,04,018.00		Outstanding Expenses	5,91,344.00	
4,58,052.00		Outstanding Salary	1,50,249.00	
40,250.00		Outstanding Audit Fees	35,000.00	
17,02,320.00		Sub Total (c)		7,76,593.00
		(d) <u>Liabilities Against Student -</u>		
65,875.00		Encashment Of DD	-	
78,000.00		Students Education Loan	-	
39,050.00		Student Stipend	4,18,640.00	
3,21,500.00		TFW (SWC) Scheme	2,46,500.00	
-		Part Payment Against Sem Fee	4,90,950.00	
-		MAKAUT Development Fees	1,100.00	
7,535.11		25% Freeship Student	15,625.00	
5,11,960.11		Excess Fees Refundable	22,447.11	
		Sub Total (d)		11,95,262.11



Cont..

Pijush Pal Roy

**SCHEDULE ATTACHED TO BALANCE SHEET AS AT 31ST MARCH, 2017
AND INCOME & EXPENDITURE ACCOUNT FOR THE YEAR ENDED ON THAT DATE. (CONTD.)**

PREVIOUS YEAR	SCH. NO.	PARTICULARS	AS AT 31ST MARCH, 2017	
			₹	₹
41,752.00		(e) <u>Unpaid Statutory Deduction -</u>		
1,85,293.00		P.F Administrative Charges	41,622.00	
5,80,525.00		P.F Employer's Contribution	1,87,516.00	
3,96,044.00		Provident Fund Contribution	5,80,921.00	
23,813.00		Liability For Pension Fund	3,93,405.00	
16,161.00		Liability For PF (EDLI)	23,605.00	
8,137.00		ESI Employee Contribution (Pending Case)	16,161.00	
22,005.00		ESI Employee Contribution	19,971.00	
59,900.00		ESI Employer's Contribution	54,111.00	
2,78,947.00		Professional Tax	60,480.00	
16,12,577.00		Sales Tax	1,22,291.00	
		Sub Total (e)		15,00,083.00
		f) Liabilities for Tax Deducted at Source		
6,60,043.00		I.T.D.S (Salary)	7,34,777.00	
3,21,543.00		I.T.D.S (Other Than Salary)	2,31,113.00	
9,81,586.00		Sub Total (f)		9,65,890.00
		(g) Sundry Creditors		
77,33,321.00		-For Fixed Assets	19,74,368.00	
57,15,589.00		-For Expenses	40,67,348.00	
1,34,48,910.00		Sub Total (g)		60,41,716.00
		Total (5)		12,36,82,421.86
	6	Hostel Fees & Charges		
3,93,51,400.00		Hostel Mess Charges (E)	4,18,33,750.00	
1,29,76,500.00		Hostel Seat Rent (E)	1,46,79,750.00	
5,23,27,900.00				5,65,13,500.00
	7	TEACHING & COURSE RELATED EXPENSES :		
10,92,54,266.00		Salaries & Honorarium	11,92,94,308.00	
56,044.00		Pre-admission Councelling	6,19,181.00	
62,221.00		Seminar, Workshop & Projects	1,22,734.00	
1,60,62,450.00		Promotional Expenses	1,51,63,555.00	
6,52,000.00		WBUT Fee & AICTE Fee	5,83,000.00	
9,90,856.00		E Resources Expenses	11,54,643.00	
74,54,600.00		Examination Expenses	81,21,400.00	
3,66,400.00		Registration Fees	3,50,000.00	
5,04,000.00		Stipend for M.Tech Courses	14,64,000.00	
4,73,224.00		Internet Access Charge	17,33,522.00	
45,49,729.00		Students Dress, Kits & Equipments	44,56,320.00	
4,65,112.00		Consumables & Stores	5,82,335.00	
14,08,90,902.00				15,36,44,998.00
	8	HOSTEL RUNNING & MAINTENANCE :		
3,39,56,912.00		Catering Service Expenses	3,72,20,646.00	
3,39,56,912.00				3,72,20,646.00

Contd.





Pijush Pal Roy
 Director
 Dr. B. C. Roy Engineering College
 Durgapur

**DR.B.C.ROY ENGINEERING COLLEGE
JEMUA ROAD, FULJHORE, DURGAPUR - 713 206**

**SCHEDULE ATTACHED TO BALANCE SHEET AS AT 31ST MARCH, 2017
AND INCOME & EXPENDITURE ACCOUNT FOR THE YEAR ENDED ON THAT DATE. (CONTD.)**

PREVIOUS YEAR	SCH. NO.	PARTICULARS	AS AT 31ST MARCH, 2017	
			₹	₹
	9	ADMINISTRATIVE & ESTABLISHMENT EXPENSES :		
4,65,90,935.00		Salaries & Honorarium	4,96,94,552.00	
12,69,049.00		A.M.C Expenses	16,14,515.00	
6,78,934.00		Bus Hire Charges	6,73,000.00	
37,466.00		Car Hire Charges	22,487.00	
76,47,039.00		Contributions to Provident Fund and other statutory obligation	86,36,886.16	
18,42,112.00		House Keeping Expenses	19,34,703.00	
38,680.00		Cable Tv Rent	20,542.00	
83,023.00		Staff Welfare	77,242.00	
15,11,879.00		Gratuity	5,31,106.00	
		Recruitment Expenses	7,000.00	
11,43,733.30		Group Insurance	6,88,832.00	
8,60,959.00		Traveling, Conveyance Allowance & Exps.	8,62,750.00	
54,58,460.00		Water Supply & Electricity	64,44,494.00	
23,840.00		Legal Expenses	34,800.00	
3,62,406.00		License Fee For Software	3,64,820.00	
1,81,407.00		Insurance	1,95,227.00	
80,53,952.00		Security Guard	81,75,222.00	
85,269.00		Subscription & Donations	1,52,503.00	
2,79,075.00		DMC Charges	2,71,106.00	
1,38,000.00		House Rent (Employee)	1,40,000.00	
66,478.00		Office Maintenance	2,63,728.00	
40,61,682.00		Repairs & Maintenance	33,85,078.00	
2,79,651.00		Postage & Telephone	2,81,916.00	
8,00,036.00		Printing & Stationary	10,54,524.00	
5,22,685.00		Pest Control	65,228.00	
1,54,288.00		Newspaper & Periodicals	1,50,293.00	
46,023.28		Bank Charges	66,442.47	
13,000.00		Bank Inspection Charges	-	
2,19,400.00		Generator Hire Charges	2,27,350.00	
84,420.00		Ordinary Earth Money (D.L & L.R.O)	-	
94,589.00		Land Revenue	2,02,814.00	
-		ESIC Demurrage charges	6,747.00	
-		Interest on Delayed Payment (ESIC)	1,48,385.00	
20,31,411.00		Extension of Electricity Load	-	
1,76,080.00		Transport Charges	1,32,810.00	
23,779.00		Entertainment Expenses	57,452.00	
10,800.00		Computer Software Expenses	-	
51,900.00		Website Development Expenses	-	
5,49,508.70		Cost of Diesel & Mobile	5,07,646.50	
25.00		Annual Report Filling Fees	25.00	
1,33,152.00		Anti Ragging Expenses	12,680.00	
83,833.00		Membership Fee (Institutional)	97,250.00	
28,365.00		Medical Expenses	28,984.00	
2,71,239.00		Consultancy Charges	1,42,555.00	
40,250.00		Audit fees	35,000.00	
6,83,543.00		Other Expenses	7,62,784.00	
8,67,12,356.28				8,81,71,479.13
	10	STUDENTS WELFARE AND AMENITIES :		
12,09,079.00		Training & Placement Expenses	6,75,636.00	
24,15,925.00		Student Activities Expenses	27,61,283.00	
36,25,004.00				34,36,919.00




Pijush Pal Roy
 Director
 Dr. B. C. Roy Engineering College
 Durgapur

DR.B.C.ROY ENGINEERING COLLEGE
JEMUA ROAD, FULJHORE, DURGAPUR - 713 206
Security Deposit (Contractors)

Particulars	Amounts(₹)
Aparajita Construction	25,21,395.00
Archana Enterprise	1,00,108.00
Curtain Centre	6,45,510.00
M/S Saroda Construction	41,498.00
SD (P Enterprise)	1,115.00
Performance Guarantee (PCIPL)	1,662.00
	33,11,288.00

Outstanding Liabilities For The Month Of March ,2017

Particulars	Amounts(₹)
Electricity Charges Payable A/C	4,27,808.00
House Rent Payable A/C	12,000.00
Mobile Allowance Payable A/C	4,100.00
Out Station Duty Allowance Payable A/C	600.00
Two Wheeler Allowance Payable A/C	1,100.00
Telephone charges Payable	12,677.00
Water Charges Payable	1,33,059.00
	5,91,344.00

Other Income

Particulars	Amounts(₹)
Issue of Duplicate Card, MR, ID, Fee Card, Etc	6,000.00
Rent from ATM	94,103.00
Office Rent (SBI Premise)	6,29,133.00
Electricity Charges Income	38,000.00
Journal Subscription Fees	39,000.00
Licence Fees (I)	60,000.00
Liability Written off	4,99,690.00
Miscellaneous Receipts	40,273.00
Recovery Of postage & stamp (exam cell)	1,000.00
Received from Guest House	25,100.00
Receipts from Activities of NEN Programme	6,747.00
Recovery of Excess Salary	50,160.00
Registration Fee from student for seminar	33,100.00
Recovery of HRA (Engg. Teaching)	6,66,000.00
Students Particip. Fee for Texas Instrum. Workshop	2,40,600.00
Recovery of Fees for Tech Fest 2017	2,02,950.00
Sale of Old Newspaper	1,937.00
Sale of Scrap	42,575.00
Subscription for Viswakarma Puja	72,620.00
Sponsorship Fees for Horizon 2 k 17	1,19,000.00
Processing Fee	18,010.00
Transportation Charges Income	5,20,550.00
Interest on TDS	33,926.60
	34,40,474.60




Pijush Pal Roy
 Director
 Dr. B. C. Roy Engineering College
 Durgapur


DR.B.C.ROY ENGINEERING COLLEGE
JEMUA ROAD, FULJHORE, DURGAPUR - 713 206

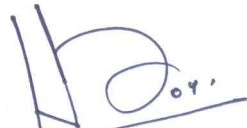
Other Expenses

Particulars	Amounts(₹)
Subscription to Concord Tower,welfare	38,364.00
Interest on P.Tax	20.00
B.O.G Expenses	1,79,663.00
Digital Signature Expenses	2,400.00
Gardening Expenses	20,297.00
Entry Tax	7,770.00
Installation charges of Machineries	2,44,654.00
Refund of Student Welfare Fund	1,050.00
Washing charges	2,463.00
NBA Incidental Expenses	1,26,114.00
Misc Expenses	11,659.00
Road Tax	75,830.00
Research & Dev	52,500.00
	7,62,784.00

Student Activities Expenses

Particulars	Amounts(₹)
NCC & NSS Expenses	70470.00
Sports & Games A/C	85898.00
Laptop Bags for Students	349225.00
Students Project Work(EE)	8334.00
Dr. B.C. Roy Birthday Celebration A/C	1100.00
Celebration of Swami vivekananda Birthday	1440.00
Fresher Welcome Expenes (B.tech) A/C	258667.00
Hostel Night Expenses A/C	35000.00
Independence Day Exp.	7370.00
Registration Fee For Seminar (Participated by Std.)	16350.00
Orientation Programme	176064.00
Students Farewell	279883.00
Rabindra Jayanti Celebration	700.00
Republic Day Celebration	9605.00
Saraswati Puja Exp. A/C	118976.00
Tech Fest (Horizon' 2017) A/C	544509.00
Tech Fest (Horizon' 2016) A/C	364871.00
Lokenath Abirbhav Divas Celebration	13000.00
Participation fee for national karate Champ	3000.00
Viswakarma Puja Exp.	416821.00
	27,61,283.00




Pijush Pal Roy
Director
Dr. B. C. Roy Engineering College
Durgapur

DR. B. C. ROY ENGINEERING COLLEGE, DURGAPUR(ENGG+F.M.S)
 SCHEDULE OF FIXED ASSETS AS ON 31.03.2017

NAME OF THE ASSET	R.O. D. (%)	COST AS ON 01.04.2016	ADDITION DURING THE YEAR	Addition (in Rs.) upto 30/09/16	Addition (in Rs.) after 01/10/16	SOLD / ADJ. DURING THE YR.	TOTAL COST AS ON 31.03.2017	DEP. UPTO 31.03.2016	DEP. FOR THE YEAR	ADJ. OF DEP. W/B/BA CK	TOTAL DEPRECIATION AS ON 31.03.2017	WRITTEN DOWN VALUE AS ON 31.03.2017	WRITE VALUE 31.03
Block-A @ 0%	0%	198,54,066.50	-	-	-	-	198,54,066.50	-	-	-	-	198,54,066.50	198
Land		198,54,066.50	-	-	-	-	198,54,066.50	-	-	-	-	198,54,066.50	199
Block-B @ 5%	5%	2924,07,807.42	308,94,286.00	139,83,169.00	169,11,117.00	-	3233,02,093.42	975,82,034.00	108,63,227.00	-	1084,45,261.00	2148,56,832.42	1948
Land & Building		2924,07,807.42	308,94,286.00	139,83,169.00	169,11,117.00	-	3233,02,093.42	975,82,034.00	108,63,227.00	-	1084,45,261.00	2148,56,832.42	1948
Block-C @ 10%	10%	369,04,926.37	33,68,720.00	16,37,663.00	17,31,057.00	-	402,73,646.37	182,09,714.00	21,19,844.00	-	203,29,558.00	199,44,088.37	186
Furniture & Fittings		369,04,926.37	33,68,720.00	16,37,663.00	17,31,057.00	-	402,73,646.37	182,09,714.00	21,19,844.00	-	203,29,558.00	199,44,088.37	188
Block-D @ 15%	15%	419,55,543.28	45,44,938.00	11,57,458.00	33,87,480.00	-	465,00,481.28	285,13,042.00	24,44,057.00	-	309,57,099.00	155,43,382.28	134
Plant & Machinery		419,55,543.28	45,44,938.00	11,57,458.00	33,87,480.00	-	465,00,481.28	285,13,042.00	24,44,057.00	-	309,57,099.00	155,43,382.28	134
Airconditioner Machine	15%	29,66,021.00	10,31,660.00	10,31,660.00	-	-	39,97,681.00	20,82,796.00	2,87,233.00	-	23,70,029.00	16,27,652.00	8
Electric Meter	15%	14,825.00	-	-	-	-	14,825.00	10,510.00	647.00	-	11,157.00	3,668.00	2
Fire Safety System (Hydrant & Alarm)	15%	2,82,200.00	4,34,001.00	-	4,34,001.00	-	7,16,201.00	57,949.00	66,188.00	-	1,24,137.00	5,92,064.00	2
D.G Set (82.5 KVA)	15%	5,97,151.00	7,77,000.00	-	7,77,000.00	-	13,74,151.00	3,88,827.00	89,524.00	-	4,78,351.00	8,95,800.00	2
D.G Set (LSDSL3PC20063KVA)	15%	5,71,281.00	-	-	-	-	5,71,281.00	42,846.00	79,265.00	-	1,22,111.00	4,49,170.00	5
Laboratory Equipment (Chemistry)	15%	31,380.00	31,260.00	-	31,260.00	-	62,640.00	5,102.00	6,287.00	-	11,389.00	51,251.00	3
Laboratory Equipment (Civl)	15%	4,27,211.00	-	-	-	-	4,27,211.00	37,760.00	58,418.00	-	96,178.00	3,31,033.00	3
Laboratory Equipment (EE)	15%	12,395.00	-	-	-	-	12,395.00	1,859.00	1,580.00	-	3,439.00	8,956.00	4
Laboratory Equipment (ECE)	15%	5,77,583.00	3,31,068.00	-	3,31,068.00	-	9,08,651.00	1,51,301.00	88,772.00	-	2,40,073.00	6,68,578.00	4
Laboratory Equipment (U/B/S)	15%	317,07,937.50	-	79,578.00	-	-	317,07,937.50	225,92,066.00	13,67,381.00	-	239,59,447.00	77,48,490.50	91
Laboratory Equipment (ME)	15%	-	-	-	-	-	1,77,986.00	7,924.00	7,924.00	-	1,58,668.00	97,724.00	2
Laboratory Equipment (Physics)	15%	10,66,905.00	1,77,986.00	-	1,77,986.00	-	12,44,891.00	1,05,648.00	19,318.00	-	1,25,216.00	1,18,724.00	2
Lift (Elevator)	15%	3,65,953.00	9,52,696.00	-	9,52,696.00	-	13,18,649.00	8,47,920.00	1,04,300.00	-	9,52,220.00	10,67,381.00	1
Photocopy Machine	15%	4,79,178.00	57,399.00	-	57,399.00	-	5,36,577.00	2,25,424.00	21,079.00	-	2,46,503.00	3,67,818.00	1
Projector	15%	2,13,333.51	-	-	-	-	2,13,333.51	1,83,097.00	4,535.00	-	1,87,632.00	1,68,759.00	1
Tools & Implements	15%	15,500.00	-	-	-	-	15,500.00	13,894.00	241.00	-	14,135.00	1,365.00	8
Washing Machine	15%	1,57,875.00	46,220.00	-	-	-	2,04,095.00	77,065.00	19,055.00	-	96,120.00	1,07,975.00	8
Water Pump	15%	23,000.00	-	-	-	-	23,000.00	12,796.00	1,531.00	-	14,327.00	8,673.00	2
Inverter(Exide)	15%	21,471.00	-	-	-	-	21,471.00	19,147.00	255.00	-	20,027.00	1,444.00	8
Hydraulic Lab	15%	13,14,177.00	6,00,000.00	-	6,00,000.00	-	19,14,177.00	4,85,970.00	1,69,231.00	-	6,55,201.00	12,58,976.00	1
Transformer (315 KVA)	15%	66,115.00	-	-	-	-	66,115.00	26,891.00	5,884.00	-	32,775.00	33,340.00	1
Water Meter	15%	10,44,051.27	-	-	-	-	10,44,051.27	9,06,095.00	20,693.00	-	1,17,263.27	1,17,263.27	1
Workshop Equipment	15%	24,05,856.00	-	-	-	-	24,05,856.00	11,95,192.00	1,81,600.00	-	13,76,792.00	10,29,064.00	12
Motor Car	15%	443,61,399.28	45,44,938.00	11,57,458.00	33,87,480.00	-	489,06,337.28	297,08,234.00	26,25,657.00	-	323,33,991.00	165,72,446.28	14
Block-E @ 60%	60%	226,02,912.58	18,66,314.00	12,73,779.00	5,92,535.00	-	244,69,226.58	210,12,398.00	18,96,337.00	-	229,08,735.00	15,60,491.58	15
Books & Periodicals		226,02,912.58	18,66,314.00	12,73,779.00	5,92,535.00	-	244,69,226.58	210,12,398.00	18,96,337.00	-	229,08,735.00	15,60,491.58	15
Computer & Accessories	60%	472,20,101.50	40,04,832.00	34,43,379.00	5,61,453.00	-	512,24,933.50	448,88,668.00	36,33,322.00	-	485,24,990.00	27,02,943.50	23
		698,23,014.08	58,71,146.00	47,17,158.00	11,53,988.00	-	756,24,160.08	659,01,066.00	55,29,659.00	-	714,30,725.00	42,63,435.08	36
Total (A+B+C+D+E)		4633,51,213.65	446,79,090.00	214,95,448.00	231,83,642.00	-	5900,30,303.65	2114,01,048.00	211,38,387.00	-	2325,39,435.00	2754,90,868.65	251

Dr. B. C. Roy Engineering College
 Durgapur

Priyanku Roy
 Director

DURGAPUR
 Chartered Accountants

SCHEDULE NO 11: OF NOTES ATTACHED TO AND FORMING PART OF AUDITED ACCOUNTS FOR THE YEAR ENDED 31ST MARCH, 2017.

A) SOCIETY OVERVIEW:

Dr. B. C. Roy Engineering College together with its subsidiary wing of Pharmacy College and Polytechnic College & Academy of Professional College (collectively, the Society or the group) is a leading West Bengal Based Provider of Education Services in the field of Engineering, Management, Pharmacy, Polytechnic and Academy of Professional Courses. The Society is headquartered in Durgapur, West Bengal, India.

B) SIGNIFICANT ACCOUNTING POLICIES:

(i) Basis of preparation of financial statements

The financial statements are prepared and presented under historical cost convention on accrual basis of accounting, in accordance with Indian Generally Accepted Accounting Principal (India GAAP) and Accounting standards issued by the Institute of Chartered Accountants of India (ICAI). Accounting policies have been consistently applied except where a newly adopted or a revision to an existing accounting standard requires a change in the accounting policy hitherto in use.

The Management evaluates all recently issued or revised accounting standards on an ongoing basis.

(ii) Principal of Consolidation

The consolidated financial statements include the financial statements of the Pharmacy Education Division, Polytechnic Education Division and Academy of Professional Courses Division, which is owned and controlled by the society.

The financial statements of the parent society and its Pharmacy Education Division, Polytechnic Education Division and Academy of Professional Courses Division have been combined on a line by basis by adding together the book values of all item of assets, liabilities, incomes and expenses after eliminating inter – departmental balances/transaction and the resulting unrealized gain /loss thereof.

The consolidated financial statements are prepared using uniform accounting policies for similar transaction and other events in similar transaction and other events in similar circumstances.

(iii) Use of estimates

The preparation of consolidated financial statements requires management to make estimates and assumption that reported amounts of assets and liabilities, the disclosure of contingent assets and liabilities on the date of the consolidated financial statements and reported amounts of revenues and expenses during the period reported. Actual results could differ from those estimates.

(iv) Revenue recognition

'Unearned revenues' include in current liabilities represents collection of tuition fees and other revenues in excess of revenues in excess of revenue recognized for the period.

Interest is recognized using the time proportion method, based on rates implicit in the transaction. Other income is recognized on accrual basis.




Pijush Pal Roy
Director
Dr. B. C. Roy Engineering College
Durgapur

(v) Fixed assets and Work - In - Progress

Fixed asset are stated at historical cost less accumulated depreciation.

Interest on borrowed money allocated to and utilized for fixed assets, pertaining to the period up to the date of capitalization is capitalized. Assets acquired on direct finance lease are capitalized at the gross value and interest thereon is charged to profit and loss account.

(vi) Depreciation and Amortization

Depreciation is provided on written down value (WDV) method at rates within the rates mentioned in rule 5 of income tax rules 1962 read with appendix – I. assets under capital lease are amortized over their estimated useful life or the lease term, whichever is lower.

(vii) Investments

Long-term investments (other than investments in affiliates) are stated at cost less provision for diminution in value is provided for where the management is of the opinion that the diminution in value is provided for where the management is of the opinion that the diminution is of other than temporary nature. Short-term investments are valued at lower of cost or net realizable value.

(viii) Provision for Retirement benefits:

Gratuity: In accordance with applicable Indian laws, the Society provides for Gratuity, a defined benefit retirement plan (Gratuity Plan). The Gratuity Plan provides a lump sum payment to vested employees, at retirement or termination of employment, an amount based on the respective employees last drawn salary and the year of employment of the Company. The society contributes to the Group Gratuity Scheme of Life Insurance Corporation of India (LICI) and debits such contribution to the Income & Expenditure Account.

Provident: In addition to the above benefit, employees receive benefits from a provident fund a defined Contribution plane. The employee and employer each make monthly contributions to the plan to 12% of the covered employee's salary. The whole contribution is made to the government provident fund. The Government mandates the annual yield to be provided to the employees on their corpus and the society has no liability in this regards.

(ix) Income Tax

The current charges for income taxes are not provided for since the society is exempted from paying Income Tax under section 11 of the Income Tax Act.1961.

(x) Provision and Contingent liabilities

The society creates a provision when there is a present obligation as a result of an obligating events the probably requires an outflow of resources and a reliable estimate can be made of the amount of the obligation. A disclosure for a contingent liability is made is made when there is a possible obligation or a present obligation that may but probably will not require an out flow of resources. Where there is a possible obligation or a present obligation in respect of which the likelihood of outflow of resources is remote, no provision or disclosure is made.



Pijush Pal Roy
Director
Dr. B. C. Roy Engineering College
Durgapur

(xi) Impairment of Assets

The Society assesses at each balance sheet date whether there is any indication that an assets including goodwill may be impaired. If any such indication exists, the society estimates the recoverable amount of such assets. If such recoverable amount of the assets or the recoverable amount of the cash generating unit to which the assets belongs to is less than its carrying amount, the carrying amount is reduced to its recoverable amount, the carrying amount is reduced to its recoverable amount. The reduction is treated as an impairment loss and is recognized in the profit and loss account. If at the balance sheet date there is an indication that if a previously assessed impairment loss no longer exists. The recoverable amount is reassessed and the asset is reflected at the recoverable amount subject to maximum of depreciated historical cost. In respect of goodwill the impairment loss will be reversed only when it was caused by specific external events and their effects have been reversed by subsequent external event.

(xii) Revenue & Appropriation of Income:

The activities to generate revenue during the year as reflected in the financial statements are with in the scope of the society was beyond the scope of the objects of the society. The income generated during the year has been invested and appropriated within the scope of the society for imparting education.

For **V. N. PUROHIT & CO.**
Chartered Accountants
Firm Regd: 304040E



(SUGATA GANGULY)


Partner

Membership No. 065153

Place: Durgapur

Dated: 13/10/2017





Pijush Pal Roy
Director
Dr. B. C. Roy Engineering College
Durgapur

DR. B.C. ROY ENGINEERING COLLEGE
JEMUA ROAD, FULJHORE, DURGAPUR-713206

**AUDITED STATEMENT OF ACCOUNTS
FOR THE YEAR ENDED 31st MARCH, 2016**

V. N. PUROHIT & CO.
CHARTERED ACCOUNTANTS



V.N. PUROHIT & CO.

**CHARTERED ACCOUNTANTS
(AFFILIATED TO M/S VMG & AFFILIATES)**

A-4, Nandalal Bithi City Centre
Ground Floor Durgapur-713216
Mob.- 9903979180, 9433183328
E-mail : vnpdurgapur@vnpaudit.com
Website : www.vnpaudit.com

AUDITORS' REPORT

We have audited the attached Balance Sheet of **Dr. B.C.Roy Engineering College** as at March 31st, 2016 and also the Income & Expenditure account for the year ended on that date. These financial statements are the responsibility of the management. Our responsibility is to express an opinion on these financial statements based on our audit.

We conducted our audit in accordance with auditing standards generally accepted in India. Those standards require that we plan and perform our audit to obtain reasonable assurance about whether the financial statements are free of material misstatement. An audit includes examining, on a test basis, evidence supporting, the amounts and disclosure in financial statements. An audit also includes assessing the accounting principles used and significant estimates made by management, as well as evaluating the overall financial statement presentation. We believe that our audit provides a reasonable basis of our opinion.

In our opinion and to the best of our information and according to the explanations given to us the said accounts, give the information in the manner so required and gives a true and fair view in conformity with the accounting principles generally accepted in India:

- in the case of the Balance Sheet of the state of the affairs of Dr. B.C.Roy Engineering College as at 31st March, 2016; and
- in the case of the Income & Expenditure of the surplus for the year ended on that date.

Place: Durgapur

Dated: 23rd September, 2016.



For **V. N. PUROHIT & CO.**
Chartered Accountants
Firm Regd No: 304040E

Sugata Ganguly

(SUGATA GANGULY)
Partner
Membership No. 065153

Pijush Pal Roy

Pijush Pal Roy
Director
Dr. B. C. Roy Engineering College
Durgapur

DR.B.C.ROY ENGINEERING COLLEGE
JEMUA ROAD, FULJHORE, DURGAPUR - 713 206
BALANCE SHEET AS AT 31ST MARCH, 2016

PREVIOUS YEAR	PARTICULARS	Sch. No.	AS AT 31ST MARCH, 2016	
			₹	₹
	GENERAL FUNDS :			
238,047,144.55	Balance as per General Fund		294,705,721.23	
-	Add: Prior Period Adjustment			
1,765,822.00	Less: Transferred to Reserve Fund		4,299,993.30	
58,424,398.68	Add:- Surplus for the year as per attached Income & Expenditure Accounts		43,146,041.70	
294,705,721.23				333,551,769.63
	RESERVE FUND :			
17,536,215.00	Group Gratuity Scheme			21,836,208.30
17,536,215.00				21,836,208.30
	LOAN FUNDS :			
14,931,670.00		1		6,520,427.00
14,931,670.00				6,520,427.00
	FUND MOVEMENTS (Inter Head)			
-	Fund Transferred To Dr. B.C. Roy, APC			18,184,022.67
-				18,184,022.67
327,173,606.23	TOTAL			380,092,427.60
	FIXED ASSETS :			
217,583,388.65	Net Block	2		251,950,165.65
	INVESTMENTS			
110,514,061.00		3		99,025,292.24
	FUND MOVEMENTS (Inter Head)			
69,683,510.47	Fund Transferred To Dr. B.C. Roy Polytechnic		67,183,705.47	
19,040,026.97	Fund Transferred To Dr. B.C.R.C.P.&A.H.S.		17,697,732.97	
2,183,388.33	Fund Transferred To Dr. B.C. Roy, APC		-	
90,906,925.77				84,881,438.44
	CURRENT ASSETS :			
241,660.00	a) Deposits	4	241,660.00	
146,315.00	b) Loans & Advances		3,641,698.00	
28,586,792.02	c) Cash & Bank Balances		56,675,446.98	
7,237,823.40	d) Other Receivable		11,996,217.40	
36,212,590.42			72,555,022.38	
	Less:- CURRENT LIABILITIES :			
104,655,330.50	a) Advances against educational activities	5	107,305,261.00	
8,683,860.00	b) Security deposits		2,756,877.00	
2,279,427.00	c) Liabilities for Expenses		1,702,320.00	
182,216.11	d) Liabilities Against Student		511,960.11	
1,472,852.00	e) Unpaid statutory deductions		1,612,577.00	
568,596.00	f) Liabilities for Tax Deducted at Source		981,586.00	
10,201,578.00	g) Sundry Creditors		13,448,910.00	
128,043,859.61			128,319,491.11	
(91,831,269.19)	NET CURRENT ASSETS(4 - 5)			(55,764,468.73)
327,173,606.23	TOTAL			380,092,427.60

This is the Balance Sheet for the year ended 31st March, 2016 referred to in our report of even date annexed.

For **V. N. PUROHIT & CO.**
Chartered Accountants
(Signature)
(SUGATA GANGULY)
Partner
Membership No. 065153



(Signature)
Pijush Pal Roy
Director
Dr. B. C. Roy Engineering College

DR.B.C.ROY ENGINEERING COLLEGE
JEMUA ROAD, FULJHORE, DURGAPUR - 713 206
INCOME & EXPENDITURE A/C FOR THE YEAR ENDED 31ST MARCH, 2016

PREVIOUS YEAR	PARTICULARS	Sch. No.	FOR THE YEAR ENDED 31ST MARCH, 2016	
			₹	₹
	INCOME :			
229,725,445.50	Tuition Fee		236,902,020.50	
4,430,000.00	Admission Fee		4,611,000.00	
3,733,200.00	Student Welfare Fund		3,479,400.00	
4,054,640.00	Dress Kit Receipt		4,554,720.00	
7,184,688.50	Examination Fees		7,357,130.00	
43,716,095.00	Hostel Fees & Charges	6	52,327,900.00	
903,000.00	Prospectus Sales		958,050.00	
7,871,684.00	Interest Received		9,316,105.54	
3,803,625.00	Maintenance Fees		3,574,500.00	
5,535,878.44	Other Income		2,551,424.00	
987,000.00	Professional Training Fees		1,098,500.00	
353,200.00	Registration Fees		367,200.00	
889,285.00	Fines		1,229,431.94	
313,187,741.44				328,327,381.98
	EXPENDITURE :			
127,982,226.00	Teaching & Course related expenses (Direct)	7	140,890,902.00	
27,014,463.00	Hostel Running & Maintenance Expenses	8	33,956,912.00	
75,549,805.46	Administrative & Establishment Expenses	9	86,712,356.28	
3,388,595.00	Students Welfare & Amenities	10	3,625,004.00	
1,762,992.00	Interest On Term Loan		1,235,100.00	
18,963,661.00	Depreciation For the year	2	18,761,066.00	
101,600.30	Sundry Assets Written Off			
58,424,398.68	Excess of Income over Expenditure		43,146,041.70	
	NOTES : As per Schedule	11		
313,187,741.44	TOTAL :			328,327,381.98

This is the Income & Expenditure Account for the year ended 31st March, 2016 referred to in our report of

For **V. N. PUROHIT & CO.**
Chartered Accountants
Sugata Ganguly
(SUGATA GANGULY)
Partner
Membership No. 065153



Place : Durgapur
Dated : 23/09/2016

Pijush Pal Roy
Pijush Pal Roy
Director
Dr. B. C. Roy Engineering College
Durgapur

DR.B.C.ROY ENGINEERING COLLEGE
JEMUA ROAD, FULJHORE, DURGAPUR - 713 206
SCHEDULE ATTACHED TO BALANCE SHEET AS AT 31ST MARCH, 2016
AND INCOME & EXPENDITURE ACCOUNT FOR THE YEAR ENDED ON THAT DATE. (CONTD.)

PREVIOUS YEAR	SCH. NO.	PARTICULARS	AS AT 31ST MARCH, 2016	
			₹	₹
324,252.40		(c) <u>Cash & Bank Balances -</u>		
		(i) <u>Cash in hand</u>	215,579.40	
		(as per Cash Books & certified by Management)		
324,252.40			215,579.40	
198,158.31		(ii) <u>Bank Balances -</u>		
5,892,860.22		State Bank of India - Durgapur	330,670.31	
680,279.09		Axis Bank Ltd.(Durgapur)	24,029,184.88	
6,407,221.14		Axis Bank Ltd (Kolkata)	1,008,237.09	
27,911.00		ICICI Bank	4,393,717.14	
20,097.00		Axis Bank (A/c- 912010067282057)	29,047.00	
15,036,012.86		State Bank of India (Group Gratuity Scheme)	444,008.00	
-		S.B.I A/c-33850153501	2,199,057.16	
		S.B.I Fuljhore Current A/c-35411296128	24,025,946.00	
28,262,539.62			56,459,867.58	
28,586,792.02		Sub Total (c)		56,675,446.98
		(d) Other Receivable		
95,000.00		Receivable from WBUT/ WBJEB & WBJEE	99,000.00	
-		Receivable from MAKAUT for SWC Scheme	679,500.00	
5,871,190.00		Tuition Fees Due	10,018,450.00	
8,380.00		Fees Recoverable From Students	-	
1,263,253.40		TDS Receivable	1,199,267.40	
7,237,823.40		Sub total (d)		11,996,217.40
36,212,590.42		Total (4)		72,555,022.38
	5	<u>CURRENT LIABILITIES :</u>		
		(a) <u>Advances against educational activities -</u>		
62,040,550.50		Advance for Tuition Fee	58,047,671.00	
-		Advance Admission Fee	32,000.00	
1,680,630.00		Advance Examination Fees	1,563,000.00	
884,750.00		Advance Student Welfare Fund	835,500.00	
902,500.00		Advance Maintenance Fees	869,000.00	
-		Advance For Dress Kit	45,520.00	
44,000.00		Profesional Training Fee	78,000.00	
-		Advance For Registration Fee	3,200.00	
29,111,150.00		Total Caution Money(Refundable)	34,072,720.00	
2,566,500.00		Advance Hostel Seat Rent	3,042,000.00	
7,425,250.00		Advance Hostel Mess Charge	8,702,250.00	
-		Advance Journal Subscription Fee	14,400.00	
104,655,330.50		Sub Total (a)		107,305,261.00
8,683,860.00		(b) <u>Security Deposit -</u>		2,756,877.00
		(c) <u>Liabilities for Expenses -</u>		
1,502,782.00		Outstanding Expenses	1,204,018.00	
736,745.00		Outstanding Salary	458,052.00	
39,900.00		Outstanding Audit Fees	40,250.00	
2,279,427.00		Sub Total (c)		1,702,320.00
		(d) <u>Liabilities Against Student -</u>		
6,835.00		Encashment Of DD	65,875.00	
-		Students Education Loan	78,000.00	
-		Student Stipend	39,050.00	
-		TFW (SWC) Scheme	321,500.00	
-		Sponsorship Fee For Fresher's Welcome	-	
77,650.00		Deposit(FMS Deptt) for various events	-	
4,400.00		WBUT Development Fees	-	
93,331.11		Excess Fees Refundable	7,535.11	
182,216.11		Sub Total (d)		511,960.11

Cont..



Pijush Pal Roy
Director

DR.B.C.ROY ENGINEERING COLLEGE
JEMUA ROAD, FULJHORE, DURGAPUR - 713 206

SCHEDULE ATTACHED TO BALANCE SHEET AS AT 31ST MARCH, 2016
AND INCOME & EXPENDITURE ACCOUNT FOR THE YEAR ENDED ON THAT DATE. (CONTD.)

PREVIOUS YEAR	SCH. NO.	PARTICULARS	AS AT 31ST MARCH, 2016	
			₹	₹
38,678.00		(e) Unpaid Statutory Deduction -		
168,333.00		P.F Administrative Charges	41,752.00	
537,558.00		P.F Employer's Contribution	185,293.00	
370,037.00		Provident Fund Contribution	580,525.00	
22,249.00		Liability For Pension Fund	396,044.00	
24,364.00		Liability For PF (EDLI)	23,813.00	
22,183.00		ESI Employee Contribution	24,298.00	
54,630.00		ESI Employer's Contribution	22,005.00	
234,820.00		Professional Tax	59,900.00	
		Sales Tax	278,947.00	
1,472,852.00		Sub Total (e)		1,612,577.00
		f) Liabilities for Tax Deducted at Source		
329,582.00		I.T.D.S (Salary)	660,043.00	
239,014.00		I.T.D.S (Other Than Salary)	321,543.00	
568,596.00		Sub Total (f)		981,586.00
		(g) Sundry Creditors		
3,891,915.00		-For Fixed Assets	7,733,321.00	
6,309,663.00		-For Expenses	5,715,589.00	
10,201,578.00		Sub Total (g)		13,448,910.00
		Total (5)		128,319,491.11
	6	Hostel Fees & Charges		
32,856,495.00		Hostel Mess Charges (E)	39,351,400.00	
10,859,600.00		Hostel Seat Rent (E)	12,976,500.00	
43,716,095.00				52,327,900.00
	7	TEACHING & COURSE RELATED EXPENSES :		
99,391,484.00		Salaries & Honorarium	109,254,266.00	
64,454.00		Pre-admission Councelling	56,044.00	
108,120.00		Seminar, Workshop & Projects	62,221.00	
1,235,960.00		NBA Application Fee	-	
11,900,753.00		Promotional Expenses	16,062,450.00	
702,000.00		WBUT Fee & AICTE Fee	652,000.00	
904,129.00		E Resources Expenses	990,856.00	
7,750,633.00		Examination Expenses	7,454,600.00	
353,200.00		Registration Fees	366,400.00	
-		Stipend for M.Tech Courses	504,000.00	
1,041,737.00		Internet Access Charge	473,224.00	
8,500.00		Refund Of Fee To Students	-	
4,048,740.00		Students Dress, Kits & Equipments	4,549,729.00	
472,516.00		Consumables & Stores	465,112.00	
127,982,226.00				140,890,902.00
	8	HOSTEL RUNNING & MAINTENANCE :		
27,014,463.00		Catering Service Expenses	33,956,912.00	
27,014,463.00				33,956,912.00

Contd.



(Signature)

Pijush Pal Roy
Director

Dr. B. C. Roy Engineering College

DR.B.C.ROY ENGINEERING COLLEGE
JEMUA ROAD, FULJHORE, DURGAPUR - 713 206

SCHEDULE ATTACHED TO BALANCE SHEET AS AT 31ST MARCH, 2016
AND INCOME & EXPENDITURE ACCOUNT FOR THE YEAR ENDED ON THAT DATE. (CONTD.)

PREVIOUS YEAR	SCH. NO.	PARTICULARS	AS AT 31ST MARCH, 2016	
			₹	₹
	9	ADMINISTRATIVE & ESTABLISHMENT EXPENSES :		
41,245,961.00		Salaries & Honorarium	46,590,935.00	
1,177,160.00		A.M.C Expenses	1,269,049.00	
661,934.00		Bus Hire Charges	678,934.00	
18,923.00		Car Hire Charges	37,466.00	
6,576,396.00		Contributions to Provident Fund and other statutory obligation	7,647,039.00	
1,292,078.00		House Keeping Expenses	1,842,112.00	
34,710.00		Cable Tv Rent	38,680.00	
59,902.00		Staff Welfare	83,023.00	
1,102,927.00		Gratuity	1,511,879.00	
1,504,475.00		Group Insurance	1,143,733.30	
917,976.00		Traveling, Conveyance Allowance & Exps.	860,959.00	
5,305,871.00		Water Supply & Electricity	5,458,460.00	
112,922.00		Legal Expenses	23,840.00	
938,292.00		License Fee For Software	362,406.00	
165,998.00		Insurance	181,407.00	
7,179,484.00		Security Guard	8,053,952.00	
58,167.00		Subscription & Donations	85,269.00	
537,404.00		DMC Charges	279,075.00	
133,677.00		House Rent (Employee)	138,000.00	
421,350.00		Processing Fee for Term Loan	-	
97,756.00		Office Maintenance	66,478.00	
1,743,277.00		Repairs & Maintenance	4,061,682.00	
325,426.00		Postage & Telephone	279,651.00	
996,875.00		Printing & Stationary	800,036.00	
102,939.00		Pest Control	522,685.00	
175,887.00		Newspaper & Periodicals	154,288.00	
63,399.55		Bank Charges	46,023.28	
2,809.00		Bank Inspection Charges	13,000.00	
20,000.00		NOC (Fire) For College Building	-	
209,550.00		Generator Hire Charges	219,400.00	
-		Ordinary Earth Money (D.L & L.R.O)	84,420.00	
355,244.00		Land Revenue	94,589.00	
-		Extension of Electricity Load	2,031,411.00	
107,177.00		Transport Charges	176,080.00	
30,454.00		Entertainment Expenses	23,779.00	
685,160.00		Computer Software Expenses	10,800.00	
70,652.00		Website Development Expenses	51,900.00	
433,888.91		Cost of Diesel & Mobile	549,508.70	
1,025.00		Annual Report Filling Fees	25.00	
51,291.00		Anti Ragging Expenses	133,152.00	
81,798.00		Membership Fee (Institutional)	83,833.00	
9,344.00		Medical Expenses	28,365.00	
173,429.00		Consultancy Charges	271,239.00	
39,900.00		Audit fees	40,250.00	
326,917.00		Other Expenses	683,543.00	
75,549,805.46				86,712,356.28
	10	STUDENTS WELFARE AND AMENITIES :		
1,439,972.00		Training & Placement Expenses	1,209,079.00	
1,948,623.00		Student Activities Expenses	2,415,925.00	
3,388,595.00				3,625,004.00



Pijush Pal Roy

Pijush Pal Roy
Director

DR.B.C.ROY ENGINEERING COLLEGE
JEMUA ROAD, FULJHORE, DURGAPUR - 713 206
Security Deposit (Contractors)

Particulars	Amounts(₹)
Aparajita Construction	16,12,321.00
Curtain Centre	1,31,728.00
M.M Mishra	2,122.00
M/S Saroda Construction	1,935.00
D.S. Steel	7,90,633.00
The National Electrical Works	1,72,049.00
Performance Guarantee (PCIPL)	46,089.00
	27,56,877.00

Outstanding Liabilities For The Month Of March ,2015

Particulars	Amounts(₹)
Electricity Charges Payable A/C	3,97,868.00
Imprest Expenses payable	3,550.00
Honorarium (Gym) Payable A/C	5,400.00
Makaut Development Fee	8,800.00
Admission Fees directly deposited to SBI	
Part Payment against Semester Fees	7,61,800.00
Part Payment against Tution Fees	
Semester Fees Deposited to SBI	
House Rent Payable A/C	11,500.00
Mobile Allowance Payable A/C	4,100.00
Out Station Duty Allowance Payable A/C	450.00
Salary (Part Time Teaching) Payable A/C	9,450.00
Travel Grant for Attending Conf to Amrita Ghosal	
Two Wheeler Allowance Payable A/C	1,100.00
Telephone charges Payable	
	12,04,018.00

Other Income

Particulars	Amounts(₹)
Fine from Students	
Issue of Duplicate Card, MR,ID, Fee Card, Etc	6,150.00
Rent from ATM	1,47,785.00
Office Rent (SBI Premise)	5,00,786.00
Honorarium (M/s Power Grid Corp of India)	
Electricity Charges Income	1,26,668.00
Interest on TDS	75,897.00
Journal Subscription Fees	21,000.00
Licence Fees (I)	60,000.00
Liability Written off	86,450.00
Miscellaneous Receipts	12,902.00
Recovery Of postage & stamp (exam cell)	18,000.00
Received from Guest House	74,650.00
Received from Honorarium (Lecture outside college)	5,400.00
Recovery of Excess Salary	21,923.00
Registration Fee for IIEE, MEA, 2015	
Registration Fee from student for seminar	34,800.00
Recovery of Annual Cultural Feast	
Recovery for Fresher Welcome Exp	
Recovery of Mediclaim Expenses	
Recovery of HRA (Engg. Teaching)	6,66,000.00
Recovery of HRA (FMS. Teaching)	
Students Particip. Fee for Texas Instrum. Workshop	86,400.00
Sale of Journals	
Sale of Old Newspaper	1,748.00
Sale of Scrap	1,950.00
Subscription for Viswakarma Puja	34,665.00
Sponsorship Fees for Horizon 2 k 1 6	49,000.00
Processing Fee for Aptitude Test	
Processing Fee	17,000.00
Transportation Charges Income	5,02,250.00
Discount Received	
	25,51,424.00



[Handwritten Signature]

Pijush Pal Roy
 Director
 Dr. B. C. Roy Engineering College
 Durgapur


DR.B.C.ROY ENGINEERING COLLEGE
JEMUA ROAD, FULJHORE, DURGAPUR - 713 206

Other Expenses

Particulars	Amounts(₹)
Epf Interest (U/s 7Q)	
Epf Damage (U/S 14B)	
Water Connection charge	10,000.00
Interest on TDS	131.00
Interest on P.Tax	10.00
B.O.G Expenses	89,309.00
Digital Signature Expenses	2,290.00
Gardening Expenses	25,463.00
Licence Fee (oTIS Elevator)	
Entry Tax	5,713.00
Freight & Cartage (CRO)	170.00
Washing charges	2,176.00
Installation charges of machineries	68,180.00
Prior Period Expenditure	4,31,001.00
NBA Incidental Expenses	15,504.00
Research & Development Exp	20,475.00
Misc Expenses	13,031.00
Road Tax	
Misc Assets Written off	90.00
	6,83,543.00

Student Activities Expenses

Particulars	Amounts(₹)
NCC & NSS Expenses	105700.00
Sports & Games A/C	74224.00
Education Fair 2015	173915.00
Laptop Bags for Students	257625.00
Auto IQ Quiz	1776.00
Alumni Meet' 2015	121100.00
Dr. B.C. Roy Birthday Celebration A/C	1610.00
Celebration of Swami vivekananda Birthday	1580.00
Constitution Day Celebration	1440.00
Debate Competition	700.00
Engineer's Day Celebration	676.00
Celebration of Good Governance Day	
Celebration of Intern. St. Day	
Celebration of Swach Bharat Even	
Fire Safety Camp Expenses	
Framingo' (Exhibition of Photography)	8638.00
Fresher Welcome Expenes (organised by students) A/C	206594.00
Fresher Welcome Progg. (MCA) A/C	14875.00
Hostel Night Expenses A/C	20000.00
Independence Day Exp.	9000.00
Matri Bhasha Dibas	1842.00
NDRF Workshop	5045.00
National Education Day	
National Youth Day Celebration	
Orientation Programme	148655.00
Students Farewell	690155.00
Students Welfare (Financial Help)	5000.00
Vigilance Awareness Week	631.00
Rabindra Jayanti Celebration	2690.00
Republic Day Celebration	10920.00
Saraswati Puja Exp. A/C	133752.00
Baishe Shraban Celebration	460.00
Tech Fest (Horizon' 2015) A/C	
Viswakarma Puja Exp.	411315.00
Blood Donation Camp	6007.00
	24,15,925.00


Pijush Pal Roy
 Director
 Dr. B. C. Roy Engineering College
 Durgapur



DR. B. C. ROY ENGINEERING COLLEGE, DURGAPUR(ENGG+F.M.S)
SCHEDULE OF FIXED ASSETS AS ON 31.03.2016

Schedule-

NAME OF THE ASSET	R.O.D. (%)	COST AS ON 01.04.2015	ADDITION DURING THE YEAR	Addition Amount (in Rs.) upto 30/09/15	Addition Amount (in Rs.) after 01/10/15	SOLD/ ADJ. DURING THE YR.	TOTAL COST AS ON 31.03.2016	DEP. UPTO 31.03.2015	DEP. FOR THE YEAR	TOTAL DEPRECIATION AS ON 31.03.2016	WRITTEN DOWN VALUE AS ON 31.03.2016	WRITTEN DOWN VALUE AS C 31.03.2015
Block-A @ 0%												
Land	0%	129,69,047.50	69,05,000.00	-	69,05,000.00	-	198,74,047.50	19,981.00	-	19,981.00	198,54,066.50	129,49,066.50
		129,69,047.50	69,05,000.00	-	69,05,000.00	-	198,74,047.50	19,981.00	-	19,981.00	198,54,066.50	129,49,066.50
Block-B @ 5%												
Land & Building	5%	2557,54,123.42	366,53,684.00	144,83,635.00	221,70,049.00	-	2924,07,807.42	879,11,469.00	96,70,565.00	975,82,034.00	1948,25,773.42	1678,42,655.00
		2557,54,123.42	366,53,684.00	144,83,635.00	221,70,049.00	-	2924,07,807.42	879,11,469.00	96,70,565.00	975,82,034.00	1948,25,773.42	1678,42,655.00
Block-C @ 10%												
Furniture & Fittings	10%	327,72,929.37	41,31,997.00	19,39,742.00	21,92,255.00	-	369,04,926.37	162,54,256.00	19,55,458.00	182,09,714.00	186,95,212.37	165,18,677.00
		327,72,929.37	41,31,997.00	19,39,742.00	21,92,255.00	-	369,04,926.37	162,54,256.00	19,55,458.00	182,09,714.00	186,95,212.37	165,18,677.00
Block-D @ 15%												
Plant & Machinery	15%	397,85,256.28	21,70,287.00	88,075.00	20,82,212.00	-	419,55,543.28	263,24,559.00	21,88,483.00	285,13,042.00	134,42,501.28	134,60,699.00
Air conditioner Machine	15%	26,41,081.00	3,24,940.00	-	3,24,940.00	-	29,66,021.00	19,55,603.00	1,27,193.00	20,82,796.00	8,83,225.00	6,85,477.00
Electric Meter	15%	14,825.00	-	-	-	-	14,825.00	9,749.00	761.00	10,510.00	4,315.00	5,076.00
Fire Safety System (Hydrant & D.G Set (82.5 KVA)	15%	2,45,000.00	37,200.00	-	37,200.00	-	2,82,200.00	18,375.00	39,574.00	57,949.00	2,24,251.00	2,26,622.00
D.G Set (SDSL3FC20063KVA)	15%	5,97,151.00	-	-	5,71,281.00	-	5,97,151.00	3,52,064.00	36,763.00	3,88,827.00	2,08,324.00	2,45,087.00
Laboratory Equipment (Chemis)	15%	6,190.00	5,71,281.00	-	5,71,281.00	-	31,380.00	464.00	4,638.00	5,102.00	26,278.00	5,720.00
Laboratory Equipment (Civil)	15%	4,122.00	25,190.00	-	3,85,991.00	-	4,27,211.00	3,092.00	34,668.00	37,760.00	3,89,451.00	38,122.00
Laboratory Equipment (EE)	15%	5,77,583.00	12,395.00	-	12,395.00	-	5,77,583.00	76,075.00	1,859.00	1,859.00	10,536.00	5,01,500.00
Laboratory Equipment (ECE)	15%	317,07,937.50	-	-	317,07,937.50	-	317,07,937.50	209,83,383.00	16,08,683.00	225,92,066.00	91,15,871.50	107,24,555.00
Laboratory Equipment (L/B/S)	15%	10,66,905.00	-	-	10,66,905.00	-	10,66,905.00	8,09,276.00	38,644.00	8,47,920.00	2,18,985.00	2,57,622.00
Lift (Elevator)	15%	3,65,953.00	-	-	3,65,953.00	-	3,65,953.00	2,00,625.00	24,799.00	2,25,424.00	1,40,529.00	1,65,322.00
Photocopy Machine	15%	4,79,178.00	-	-	4,79,178.00	-	4,79,178.00	3,19,088.00	24,014.00	3,43,102.00	1,36,076.00	1,60,097.00
Projector	15%	2,13,333.51	-	-	2,13,333.51	-	2,13,333.51	1,77,761.00	5,336.00	1,83,097.00	30,236.51	35,577.00
Tools & Implements	15%	15,500.00	-	-	15,500.00	-	15,500.00	13,610.00	284.00	13,894.00	1,606.00	1,899.00
Washing Machine	15%	1,44,585.00	13,290.00	-	13,290.00	-	1,57,875.00	62,804.00	14,261.00	77,065.00	80,810.00	81,787.00
Water Pump	15%	23,000.00	-	-	23,000.00	-	23,000.00	10,995.00	1,801.00	12,796.00	10,204.00	12,000.00
Inverter(Exide)	15%	21,471.00	-	-	21,471.00	-	21,471.00	19,472.00	300.00	19,772.00	1,699.00	1,999.00
Hydraulic Lab.	15%	5,14,177.00	8,00,000.00	-	8,00,000.00	-	13,14,177.00	4,10,404.00	75,566.00	4,85,970.00	8,28,207.00	1,03,777.00
Transformer (315 KVA)	15%	66,115.00	-	-	66,115.00	-	66,115.00	19,969.00	6,922.00	26,891.00	39,224.00	46,147.00
Water Meter	15%	10,44,051.27	-	-	10,44,051.27	-	10,44,051.27	8,81,750.00	24,345.00	9,06,095.00	1,37,956.27	1,62,300.00
Workshop Equipment	15%	24,05,856.00	-	-	24,05,856.00	-	24,05,856.00	9,81,544.00	2,13,648.00	11,95,192.00	12,10,664.00	14,24,315.00
Motor Car												
		421,91,112.28	21,70,287.00	88,075.00	20,82,212.00	-	443,61,399.28	273,06,103.00	24,02,131.00	297,08,234.00	146,53,165.28	148,85,000.00
Block-E @ 60%												
Books & Periodicals	60%	216,40,678.58	9,62,234.00	4,225.00	9,58,009.00	-	226,02,912.58	193,45,131.00	16,67,267.00	210,12,398.00	15,90,514.58	22,95,547.00
Computer & Accessories	60%	449,15,960.50	23,04,141.00	17,28,795.00	5,75,346.00	-	472,20,101.50	418,23,023.00	30,65,645.00	448,88,668.00	23,31,433.50	30,92,939.00
		665,56,639.08	32,66,375.00	17,33,020.00	15,33,355.00	-	698,23,014.08	611,68,154.00	47,32,912.00	659,01,066.00	39,21,948.08	53,88,488.00
Total (A+B+C+D+E)		4102,43,851.65	531,27,343.00	182,44,472.00	348,82,871.00	-	4633,71,194.65	1926,59,963.00	187,61,066.00	2114,21,029.00	2518,50,165.65	2175,83,888.00



Pijush Pal Roy
Director
Durgapur Engineering College
Durgapur

SCHEDULE NO 11: OF NOTES ATTACHED TO AND FORMING PART OF AUDITED ACCOUNTS FOR THE YEAR ENDED 31ST MARCH, 2016.

A) SOCIETY OVERVIEW:

Dr. B. C. Roy Engineering College together with its subsidiary wing of Pharmacy College and Polytechnic College & Academy of Professional College (collectively, the Society or the group) is a leading West Bengal Based Provider of Education Services in the field of Engineering, Management, Pharmacy, Polytechnic and Academy of Professional Courses. The Society is headquartered in Durgapur, West Bengal, India.

B) SIGNIFICANT ACCOUNTING POLICIES:

(i) Basis of preparation of financial statements

The financial statements are prepared and presented under historical cost convention on accrual basis of accounting, in accordance with Indian Generally Accepted Accounting Principal (India GAAP) and Accounting standards issued by the Institute of Chartered Accountants of India (ICAI). Accounting policies have been consistently applied except where a newly adopted or a revision to an existing accounting standard requires a change in the accounting policy hitherto in use.

The Management evaluates all recently issued or revised accounting standards on an ongoing basis.

(ii) Principal of Consolidation

The consolidated financial statements include the financial statements of the Pharmacy Education Division, Polytechnic Education Division and Academy of Professional Courses Division, which is owned and controlled by the society.

The financial statements of the parent society and its Pharmacy Education Division, Polytechnic Education Division and Academy of Professional Courses Division have been combined on a line by basis by adding together the book values of all item of assets, liabilities, incomes and expenses after eliminating inter – departmental balances/transaction and the resulting unrealized gain /loss thereof.

The consolidated financial statements are prepared using uniform accounting policies for similar transaction and other events in similar transaction and other events in similar circumstances.

(iii) Use of estimates

The preparation of consolidated financial statements requires management to make estimates and assumption that reported amounts of assets and liabilities, the disclosure of contingent assets and liabilities on the date of the consolidated financial statements and reported amounts of revenues and expenses during the period reported. Actual results could differ from those estimates.

(iv) Revenue recognition

'Unearned revenues' include in current liabilities represents collection of tuition fees and other revenues in excess of revenues in excess of revenue recognized for the period.

Interest is recognized using the time proportion method, based on rates implicit in the transaction. Other income is recognized on accrual basis.




Pijush Pal Roy
Director
Dr. B. C. Roy Engineering College
Durgapur

(v) Fixed assets and Work - In - Progress

Fixed asset are stated at historical cost less accumulated depreciation.

Interest on borrowed money allocated to and utilized for fixed assets, pertaining to the period up to the date of capitalization is capitalized. Assets acquired on direct finance lease are capitalized at the gross value and interest thereon is charged to profit and loss account.

(vi) Depreciation and Amortization

Depreciation is provided on written down value (WDV) method at rates within the rates mentioned in rule 5 of income tax rules 1962 read with appendix – I. assets under capital lease are amortized over their estimated useful life or the lease term, whichever is lower.

(vii) Investments

Long-term investments (other than investments in affiliates) are stated at cost less provision for diminution in value is provided for where the management is of the opinion that the diminution in value is provided for where the management is of the opinion that the diminution is of other than temporary nature. Short-term investments are valued at lower of cost or net realizable value.

(viii) Provision for Retirement benefits:

Gratuity: In accordance with applicable Indian laws, the Society provides for Gratuity, a defined benefit retirement plan (Gratuity Plan). The Gratuity Plan provides a lump sum payment to vested employees, at retirement or termination of employment, an amount based on the respective employees last drawn salary and the year of employment of the Company. The society contributes to the Group Gratuity Scheme of Life Insurance Corporation of India (LIC) and debits such contribution to the Income & Expenditure Account.

Provident: In addition to the above benefit, employees receive benefits from a provident fund a defined Contribution plane. The employee and employer each make monthly contributions to the plan to 12% of the covered employee's salary. The whole contribution is made to the government provident fund. The Government mandates the annual yield to be provided to the employees on their corpus and the society has no liability in this regards.

(ix) Income Tax

The current charges for income taxes are not provided for since the society is exempted from paying Income Tax under section 11 of the Income Tax Act.1961.

(x) Provision and Contingent liabilities

The society creates a provision when there is a present obligation as a result of an obligating events the probably requires an outflow of resources and a reliable estimate can be made, of the amount of the obligation. A disclosure for a contingent liability is made is made when there is a possible obligation or a present obligation that may but probably will not require an out flow of resources. Where there is a possible obligation or a present obligation in respect of which the likelihood of outflow of resources is remote, no provision or disclosure is made.




Pijush Pal Roy
Director

Dr. B. C. Roy Engineering College

(xi) Impairment of Assets

The Society assesses at each balance sheet date whether there is any indication that an assets including goodwill may be impaired. If any such indication exists, the society estimates the recoverable amount of such assets. If such recoverable amount of the assets or the recoverable amount of the cash generating unit to which the assets belongs to is less than its carrying amount, the carrying amount is reduced to its recoverable amount, the carrying amount is reduced to its recoverable amount. The reduction is treated as an impairment loss and is recognized in the profit and loss account. If at the balance sheet date there is an indication that if a previously assessed impairment loss no longer exists. The recoverable amount is reassessed and the asset is reflected at the recoverable amount subject to maximum of depreciated historical cost. In respect of goodwill the impairment loss will be reversed only when it was caused by specific external events and their effects have been reversed by subsequent external event.

(xii) Revenue & Appropriation of Income:

The activities to generate revenue during the year as reflected in the financial statements are with in the scope of the society was beyond the scope of the objects of the society. The income generated during the year has been invested and appropriated within the scope of the society for imparting education.

For **V. N. PUROHIT & CO.**
Chartered Accountants
Firm Regd: 304040E



(SUGATA GANGULY)

Partner

Membership No. 065153



Pijush Pal Roy
Director
Dr. B. C. Roy Engineering College
Durgapur

Place: Durgapur

Dated: 23rd September, 2016