


DR. B. C. ROY ENGINEERING COLLEGE

Jemua Road, Fuljhore, Durgapur - 713206,
Dist. - Burdwan (W.B.)

**AUDITED STATEMENT OF ACCOUNTS FOR THE
YEAR ENDED ON 31ST MARCH, 2023
(ASSESSMENT YEAR 2023-24)**



V. N. PUROHIT & CO.
CHARTERED ACCOUNTANTS



AUDITORS' REPORT

We have audited the attached Balance Sheet of **Dr. B.C. Roy Engineering College Durgapur** as at March 31st, 2023 and also the Income & Expenditure account for the year ended on that date. These financial statements are the responsibility of the management. Our responsibility is to express an opinion on these financial statements based on our audit.

We conducted our audit in accordance with auditing standards generally accepted in India. Those standards require that we plan and perform our audit to obtain reasonable assurance about whether the financial statements are free of material misstatement. An audit includes examining, on a test basis, evidence supporting, the amounts and disclosure in financial statements. An audit also includes assessing the accounting principles used and significant estimates made by management, as well as evaluating the overall financial statement presentation. We believe that our audit provides a reasonable basis of our opinion.

In our opinion and to the best of our information and according to the explanations given to us the said accounts, give the information in the manner so required and gives a true and fair view in conformity with the accounting principles generally accepted in India:

- a) in the case of the Balance Sheet of the state of the affairs of Dr. B.C. Roy Engineering College as at 31st March, 2023 and
- b) in the case of the Income & Expenditure of the surplus for the year ended on that date.

Place: Durgapur

Dated: 02/09/2023
UDIN : 23065153BGUABH2121

For **V. N. PUROHIT & CO.**
Chartered Accountants
Firm Regd No: 304040E

(SUGATA GANGULY)
Partner
Membership No. 065153



DR.B.C.ROY ENGINEERING COLLEGE
JEMUA ROAD, FULJHORE, DURGAPUR - 713 206

BALANCE SHEET AS AT 31ST MARCH, 2023

PREVIOUS YEAR	PARTICULARS	Sch. No.	AS AT 31ST MARCH, 2023	
	GENERAL FUNDS :			
39,57,07,465.98	Balance as per General Fund		39,83,58,805.54	
-	Add:Capital Fund		20,000.00	
	Add : Donation (Exempted U/S 80 G)		20,50,000.00	
	Less:Transferred to Gratuity Fund		(52,29,216.00)	
	Less: AICTE Grant		(1,20,757.00)	
26,51,339.56	Add: Excess of Expenditure Over Income		(1,68,43,384.77)	
39,83,58,805.54				37,82,35,447.77
5,03,09,293.00	Group Gratuity Scheme		5,55,38,509.00	5,55,38,509.00
	Grant / fund Receipt			
43,36,250.00	Government Grant (During The Year)		15,01,953.00	15,01,953.00
	FUND MOVEMENTS (Inter Head)			
			1,17,05,732.28	1,17,05,732.28
20,50,000.00	DONATION (Exempted U/S 80 G)		-	-
85,35,000.00	CAUTION MAONEY DEPOSIT		1,68,50,000.00	
6,38,000.00	HOSTEL CAUTION MONEY DEPOSIT		10,80,000.00	1,79,30,000.00
46,42,27,348.54	TOTAL			46,49,11,642.05
	FIXED ASSETS :			
23,08,85,806.07	Net Block	2		23,42,06,069.83
7,71,85,876.79	INVESTMENTS (Long Term)	3		7,18,71,743.73
6,98,98,232.48	FUND MOVEMENTS (Inter Head)			7,75,55,814.91
6,98,98,232.48				
	CURRENT ASSETS :			
6,45,67,829.00	a) Investment Short Term	4	5,80,08,618.00	
24,82,859.61	b) Deposits		24,71,594.61	
6,57,929.00	c) Loans & Advances		7,96,709.00	
8,03,24,313.13	d) Cash & Bank Balances		7,41,49,039.14	
3,67,19,663.00	e) Other Receivable		3,94,17,355.50	
18,47,52,593.74				17,48,43,316.25
	Less:- CURRENT LIABILITIES :			
7,85,74,535.50	a) Advances against educational activities	5	8,06,90,723.50	
41,803.00	b) Security deposits		-	
53,44,170.00	c) Liabilities for Expenses		12,09,130.00	
19,64,096.00	d) Liabilities Against Student		11,38,802.00	
11,29,930.00	e) Unpaid statutory deductions		11,31,195.00	
10,02,050.04	f) Liabilities for Tax Deducted at Source		14,36,070.00	
1,04,18,576.00	g) Sundry Creditors		78,56,764.17	
	h) Fund for Club / Cell / Chapter / Society		1,02,618.00	
9,84,75,160.54				9,35,65,302.67
8,62,77,433.20	NET CURRENT ASSETS(4 - 5)			8,12,78,013.58
46,42,47,348.54	TOTAL			46,49,11,642.05

This is the Balance Sheet for the year ended 31st March, 2023 referred to in our report of even date annexed.

For V. N. PUROHIT & CO.
Chartered Accountants

(SUGATA GANGULY)
Partner

Membership No. 065153

Place : Durgapur

Dated : 02/09/2023



Principal


Dr. B. C. Roy Engineering College
DURGAPUR

DR.B.C.ROY ENGINEERING COLLEGE
JEMUA ROAD, FULJHORE, DURGAPUR - 713 206
INCOME & EXPENDITURE A/C FOR THE YEAR ENDED 31ST MARCH, 2023

PREVIOUS YEAR	PARTICULARS	Sch. No.	FOR THE YEAR ENDED 31ST MARCH, 2023
	INCOME :		
47,06,380.00	Admission Fee		46,75,000.00
51,56,500.00	Dress Kit Receipt		55,53,020.00
2,19,90,075.00	Hostel Fees & Charges	6	4,04,18,625.00
75,700.00	Journal Subscription Fees A/C		69,000.00
46,58,125.00	Library Fees		47,48,150.00
12,88,000.00	Professional Training Fees		12,82,500.00
9,95,000.00	Prospectus Sales		10,40,000.00
31,50,300.00	Student Welfare Fund		32,13,250.00
22,29,24,083.86	Tuition Fee		22,07,29,747.50
	Grant Received - AICTE/AICTE for Smart India Hackathon' 2022/Grant-In-Aid (MODROB-REG)/Project Grant from the British Council		39,61,165.72
-	Other Income		88,63,278.19
27,58,935.56	Alumni Meet(Std.Contrb.& sponsorship)		-
-	Interest Received		1,26,68,372.69
1,19,85,479.09			
27,96,88,578.51			30,72,22,109.10
	EXPENDITURE :		
20,18,43,884.02	Academic Expenses	7	22,17,51,356.29
64,03,311.00	Hostel Running & Maintenance Expenses	8	2,03,74,288.40
4,35,20,980.44	Administrative & Establishment Expenses	9	4,93,65,773.18
70,57,269.49	Students Welfare & Amenities	10	1,03,86,821.00
1,82,11,794.00	Depreciation For the year	2	2,21,87,255.00
26,51,339.56	Excess of Expenditure Over Income (+)/(-)		(1,68,43,384.77)
	NOTES : As per Schedule	11	
27,96,88,578.51	TOTAL :		30,72,22,109.10

This is the Income & Expenditure Account for the year ended 31st March, 2023 referred to in our report of

For V. N. PUROHIT & CO.
Chartered Accountants



(SUGATA GANGULY)
Partner

Membership No. 065153

Place : Durgapur

Dated : 02/09/2023




Principal
Dr. B. C. Roy Engineering College
DURGAPUR

**SCHEDULE ATTACHED TO BALANCE SHEET AS AT 31ST MARCH, 2023
AND INCOME & EXPENDITURE ACCOUNT FOR THE YEAR ENDED ON THAT DATE**

PREVIOUS YEAR	SCH. NO.	PARTICULARS	AS AT 31ST MARCH, 2023	
	1	LOAN FUNDS :		
	2	FIXED ASSETS :		
56,37,68,387.07		Gross Block	58,14,42,500.83	
33,28,82,581.00		Less:- Depreciation	34,72,36,431.00	
23,08,85,806.07		Net Block		23,42,06,069.83
	3	INVESTMENTS :		
2,96,15,805.00		(a) Fixed Deposits with :-	1,39,71,540.00	
4,75,70,071.79		(b) Investment in Group Gratuity Scheme	5,79,00,203.73	
7,71,85,876.79		Total (3)		7,18,71,743.73
	4	CURRENT ASSETS :		
6,45,67,829.00		(a) INVESTMENTS (Short Term -Less than 1 Year)		5,80,08,618.00
		(b) Deposited With -		
20,500.00		Govt Semi-Govt. authorities		
22,51,199.61		Surobhi Gas	20,500.00	
15,200.00		Durgapur Projects Ltd./ W.B.S.E.D.C.L	22,51,196.61	
75,000.00		Bharat Sanchar Nigam Ltd.	3,938.00	
		Durgapur Municipal Corporation (Water)	50,000.00	
80,960.00		A.D.D.A. (Water)	25,000.00	
40,000.00		Calcutta Electricity Supply Corporation	80,960.00	
24,82,859.61		DSC for Supply of Fuel Car	40,000.00	
		Sub Total (a)		24,71,594.61
		(c) Loan & Advance -		
30,000.00		Advance To Staff	2,149.00	
4,00,534.00		Advance To Service Provider	5,34,805.00	
1,81,361.00		Advance To Supplier	42,055.00	
66,034.00		Advance from Salary	2,17,700.00	
6,57,929.00		Sub Total (b)		7,96,709.00
		(d) <u>Cash & Bank Balances -</u>		
		(i) <u>Cash in hand</u>		
35,508.40		(as per Cash Books & certified by Management)	2,54,058.96	
35,508.40			2,54,058.96	
		(ii) <u>Bank Balances -</u>		
62,59,981.00		AICTE IDEA LAB Axis Bank A/C No. 921010023338147	23,46,013.90	
3,06,829.00		Axis Bank A/C No. 922010013377414 (AQIS-RPS)	-	
35,709.00		Axis Bank Ltd. (SB A/C) No: 912010067282057 (DPGER)	36,792.00	
2,14,222.50		State Bank of India - (10894251167) (BCREC EGGS)	2,13,396.50	
78,48,691.06		Axis Bank Ltd. (213010100111263)	1,96,93,788.12	
10,37,475.22		Axis Bank Ltd (Kolkata) (005010100376549)	8,09,952.10	
5,94,373.05		ICICI Bank (018801008042)	40,06,894.33	
3,03,115.00		Axis Bank A/C No.922010009160257 (MODROB-ECE-VLSI)	2,45,373.00	
8,41,127.81		State Bank of India (Group Gratuity Scheme)	2,54,188.81	
18,19,345.26		S.B.I A/c-33850153501	23,82,053.26	
6,02,14,747.74		Bandhan Bank Savings (A/c-50170004157449)	4,28,65,247.74	
6,52,810.94		S.B.I Fuljhore Current A/c-35411296128	6,42,161.94	
66,024.59		Axis Bank Ltd. (SB A/C) No. 919010058473845 (Alumni)	68,028.59	
94,352.56		Axis Bank Ltd. (SB A/C) No. 919010061262351 (Semina)	-	
		MESLICON Axis Bank A/C No.922010022888619	2,45,539.89	
		CHEQUE/DRAFT IN HAND	10,000.00	
		Demand Draft A/C	75,550.00	
8,02,88,804.73			7,38,94,980.18	
8,03,24,313.13		Sub Total (c)		7,41,49,039.14
		(e) Other Receivable		
12,84,500.00		Receivable from WBUT/ WBJEE & WBJEE		
3,37,53,962.00		Receivable from MAKAUT for SWC Scheme	13,47,500.00	
13,23,328.00		Fees Receivable	3,64,95,045.50	
1,00,200.00		TDS Receivable	12,71,681.00	
34,984.00		Receivable from Makut for Excess Exam Fee Paid	1,00,200.00	
		ATM Rent Receivable (Axis Bank Ltd)	8,746.00	
10,000.00		ATM Rent Receivable (SBI Bank)	2,060.00	
1,32,939.00		Amount Receivable From MAKAUT (M. Tech)	10,000.00	
74,864.00		Electricity Charges/ Others Receivable	1,40,322.00	
4,886.00		Excess PF Admin Charges	-	
		Excess PF EDLI	-	
		T.C.S.	41,801.00	
3,67,19,663.00		Sub total (d)		3,94,17,355.50
12,01,84,764.74		Total (4)		



Principal
Dr. B. C. Roy Engineering College
DURGAPUR

**SCHEDULE ATTACHED TO BALANCE SHEET AS AT 31ST MARCH, 2023
AND INCOME & EXPENDITURE ACCOUNT FOR THE YEAR ENDED ON THAT DATE**

PREVIOUS YEAR	SCH. NO.	PARTICULARS	AS AT 31ST MARCH, 2023	
	5	CURRENT LIABILITIES :		
		(a) <u>Advances against educational activities -</u>		
5,43,13,480.50		Advance for Tuition Fee	6,43,77,668.50	
2,42,61,055.00		Total Caution Money(Refundable)	1,63,13,055.00	
7,85,74,535.50		Sub Total (a)		8,06,90,723.50
41,803.00		(b) <u>Security Deposit -</u>	-	-
		(c) <u>Liabilities for Expenses -</u>		
52,46,930.00		Outstanding Expenses	8,87,320.00	
50,040.00		Outstanding Salary	97,610.00	
47,200.00		Outstanding Audit Fees	47,200.00	
		Professional Service charges Payable A/C	1,77,000.00	
53,44,170.00		Sub Total (c)		12,09,130.00
		(d) <u>Liabilities Against Student -</u>		
4,51,542.00		Student Stipend	3,43,542.00	
2,95,000.00		TFW (SWC) Scheme	2,95,000.00	
		Refund of WBJEE, JELET & JECA		
1,96,380.00		Education Loan Refundable	67,050.00	
100.00		W.B.S.F	-	
1,09,782.00		Excess Fees Refundable		
		Admission Fees Refundable	2,15,900.00	
9,11,292.00		Bihar Credit Card		
		Neft Collected from Banks	2,16,400.00	
		NEFT (Mediclaime)	910.00	
19,64,096.00		Sub Total (d)		11,38,802.00
		(e) <u>Unpaid Statutory Deduction -</u>		
21,231.00		P.F Administrative Charges	20,839.00	
1,61,917.00		P.F Employer's Contribution	1,60,321.00	
4,97,178.00		Provident Fund Contribution	5,00,138.00	
3,35,261.00		Liability For Pension Fund	3,39,817.00	
20,116.00		Liability For PF (EDLI)	20,391.00	
16,161.00		ESI Employee Contribution (Pending Case)	16,161.00	
4,590.00		ESI Employee Contribution	3,414.00	
20,146.00		ESI Employer's Contribution	14,729.00	
53,330.00		Professional Tax	55,310.00	
		Contrib. to Admin Ch. (EPF)(Cont. Emp) Payable	75.00	
11,29,930.00		Sub Total (e)		11,31,195.00
		(f) <u>Liabilities for Tax Deducted at Source</u>		
7,62,651.00		I.T.D.S (Salary)	11,82,076.00	
2,39,399.04		I.T.D.S (Other Than Salary)	2,53,994.00	
10,02,050.04		Sub Total (f)		14,36,070.00
		(g) <u>Sundry Creditors</u>		
25,02,264.68		-For Fixed Assets		
79,16,311.32		-For Expenses	78,56,764.17	
1,04,18,576.00		Sub Total (g)		78,56,764.17
		(h) <u>Fund for Club / Cell / Chapter / Society</u>		
			1,02,618.00	1,02,618.00
9,84,75,160.54		Total (5)		9,35,65,302.67

Contd..



[Signature]
Principal
Dr. B. C. Roy Engineering College
DURGAPUR

**SCHEDULE ATTACHED TO BALANCE SHEET AS AT 31ST MARCH, 2023
AND INCOME & EXPENDITURE ACCOUNT FOR THE YEAR ENDED ON THAT DATE**

PREVIOUS YEAR	SCH. NO.	PARTICULARS	AS AT 31ST MARCH, 2023	
1,30,97,575.00	6	Hostel Fees & Charges	2,97,36,875.00	
88,92,500.00		Hostel Mess Charges	1,06,81,750.00	
2,19,90,075.00		Hostel Seat Rent		4,04,18,625.00
	7	ACADEMIC EXPENSES:		
9,44,970.00		AICTE Fee, MAKAUT Fee & WBSCTE Fee	10,39,880.00	
90,511.00		Conference, Seminar, Workshop & Projects	12,97,804.66	
8,89,827.34		Consumables & Stores	13,20,179.53	
58,460.00		Faculty Development Programme - (ATAL FDP)	3,61,437.00	
33,53,762.00		Internet Access Charge	29,27,206.00	
6,86,058.00		Journal & Subscription	9,51,140.00	
9,15,619.00		NBA/NAAC Expenses	-	
1,11,244.68		Research & Development Exp	10,09,906.10	
19,32,33,432.00		Salaries & Honorarium	21,14,90,803.00	
15,60,000.00		Scholarship / Stipend awarded	13,53,000.00	
20,18,43,884.02				22,17,51,356.29
	8	HOSTEL RUNNING & MAINTENANCE :		
64,03,311.00		Catering Service Expenses	2,03,74,288.40	
64,03,311.00				2,03,74,288.40
	9	ADMINISTRATIVE & ESTABLISHMENT EXPENSES :		
24,91,600.00		A.M.C Expenses	29,44,619.00	
25.00		Annual Return Filling Fees	25.00	
1,06,137.00		Audit fees	47,200.00	
2,764.61		Bank Charges	4,136.46	
40,000.00		Bus Hire Charges	-	
3,84,442.00		Cost of Diesel & Motor Running Exp	7,74,659.92	
3,35,874.00		Corporation & ADDA Charges	6,45,479.00	
26,374.00		Dish/Cable Tv Rent	59,678.00	
2,22,750.00		Donations & Subscription	2,88,338.00	
43,13,833.00		Electricity Charges	64,11,930.00	
1,55,401.00		Entertainment Expenses	1,29,688.00	
1,38,233.00		Garden Expenses	1,50,059.00	
26,89,928.00		House Keeping Expenses	34,69,783.00	
5,16,383.00		Insurance	3,98,447.00	
2,35,265.00		Legal Expenses/Professional Service Expenses	28,74,572.00	
12,600.00		License Fee For Software/ Others	23,88,481.00	
-		Maintaince Charges (Concord Tower Welfare Asso.) A/C	57,240.00	
7,867.00		Medical Expenses	28,112.00	
82,600.00		Membership Fee (Institutional)	53,100.00	
31,098.00		Newspaper & Periodicals	32,967.00	
4,57,479.00		Office Maintenance	5,60,340.00	
6,60,531.22		Other Expenses	8,70,212.34	
4,08,719.00		Pest Control	4,09,756.00	
1,41,270.00		Postage & Telephone	1,46,059.00	
6,900.00		Pre-admission Councelling/ Education Fair	8,48,593.00	
11,13,846.74		Printing & Stationary	13,22,114.43	
1,24,03,176.50		Promotional Expenses	81,16,516.00	
3,52,533.00		Recruitment Expenses	57,735.20	
47,85,733.28		Repairs & Maintenance	45,07,719.58	
1,00,44,934.00		Security Service	97,62,319.00	
2,41,597.00		Staff Welfare	53,132.00	
		Subscription for Web Data base access	1,08,854.00	
53,143.26		Transport Charges	78,595.25	
5,81,552.83		Traveling, Conveyance Allowance & Exps.	3,24,993.00	
		Training & Development A/C	7,41,975.00	
4,76,390.00		Water Supply Charges	6,98,345.00	
4,35,20,980.44				4,93,65,773.18
	10	STUDENTS WELFARE AND AMENITIES :		
51,61,880.00		Students Dress, Kits & Equipments	55,64,300.00	
8,86,580.50		Training & Placement Expenses	3,40,998.00	
3,06,800.00		Student Benefit - Laptop Bag	5,53,420.00	
7,02,008.99		Student Activities Expenses	39,28,103.00	
70,57,269.49				1,03,86,821.00



[Signature]
Principal

Dr. B. C. Roy Engineering College
DURGAPUR

DR. B.C.ROY ENGINEERING COLLEGE, DURGAPUR(ENGG)

Name of the Asset	Rate (%)	Cost As On 01.04.2022	Addition During The Year	Addition (In Rs.) Upto 30/09/22	Addition (In Rs.) After 01/10/22	Sold/Adj. During The	Total Cost As On 31.03.2023	Dep. Upto 31.03.2022	Dep. For The Year	Adj. Of Dep/De p W/Bac	Total Depreciation As On 31.03.2023	Written Down Value As On 31.03.2023	Written Down Value As On 31.03.2022
Block-A @ 0%													
Land	0%	1,98,54,066.50	-	-	-	-	1,98,54,066.50	-	-	-	-	1,98,54,066.50	1,98,54,066.50
Land	0%	1,58,50,706.50	-	-	-	-	1,58,50,706.50	-	-	-	-	1,58,50,706.50	1,58,50,706.50
Land Development	0%	37,19,756.00	-	-	-	-	37,19,756.00	-	-	-	-	37,19,756.00	37,19,756.00
Playground	0%	2,83,604.00	-	-	-	-	2,83,604.00	-	-	-	-	2,83,604.00	2,83,604.00
Block-B @ 5%													
Land & Building	5%	31,18,20,237.42	30,79,486.73	13,55,622.22	17,23,864.51	0.22	31,48,99,723.93	15,02,02,292.00	81,91,776.00	-	15,83,94,068.00	16,16,17,945.42	16,16,17,945.42
Auditorium Building	5%	1,68,34,307.00	-	-	-	-	1,68,34,307.00	40,01,236.00	6,41,654.00	-	46,42,890.00	1,21,91,417.00	1,28,33,071.00
AICTE IDEA LAB Building	5%	-	1,35,182.00	1,35,182.00	-	-	1,35,182.00	-	6,759.00	-	6,759.00	1,28,423.00	1,28,423.00
Boundary Wall	5%	14,04,674.00	-	-	-	-	14,04,674.00	8,51,361.00	27,666.00	-	8,79,027.00	5,25,647.00	5,53,313.00
Cafeteria	5%	1,27,977.00	-	-	-	-	1,27,977.00	18,253.00	5,486.00	-	23,739.00	1,09,724.00	1,09,724.00
Central Library Building	5%	48,74,721.00	-	-	-	-	48,74,721.00	34,04,420.00	73,515.00	-	34,77,935.00	14,70,301.00	14,70,301.00
Club House	5%	63,14,770.00	-	-	-	-	63,14,770.00	5,99,284.00	2,85,774.00	-	8,85,058.00	54,29,712.00	57,15,486.00
College Building (Civil)	5%	1,17,52,511.13	-	-	-	-	1,17,52,511.13	50,00,651.00	3,37,593.00	-	53,38,244.00	64,14,267.13	67,51,860.13
College Building (Kitchen)	5%	11,42,322.00	-	-	-	-	11,42,322.00	1,57,410.00	49,246.00	-	2,06,656.00	9,35,666.00	9,35,666.00
College Building (M. Tech)	5%	87,39,061.00	-	-	-	-	87,39,061.00	48,70,757.00	1,93,415.00	-	50,64,172.00	36,74,889.00	38,68,304.00
College Building (M. Tech)	5%	3,66,351.54	-	-	-	-	3,66,351.54	1,49,481.00	10,844.00	-	1,60,325.00	2,06,026.54	2,16,870.54
College Building (ME Work Even)	5%	1,78,85,798.00	-	-	-	-	1,78,85,798.00	83,49,356.00	4,76,822.00	-	88,26,178.00	90,59,620.00	95,36,442.00
College Building (ECE & EIE)	5%	6,88,53,662.19	1,99,012.74	-	1,99,012.74	-	6,90,52,674.93	5,00,96,381.00	9,42,839.00	-	5,10,39,220.00	1,80,13,454.93	1,87,57,281.19
College Building (Main)	5%	17,000.00	-	-	-	-	17,000.00	5,723.00	564.00	-	6,287.00	10,713.00	11,277.00
College Gate (SBI Bank)	5%	30,240.00	-	-	-	-	30,240.00	15,373.00	743.00	-	16,116.00	14,124.00	14,867.00
College Well	5%	1,14,354.00	-	-	-	-	1,14,354.00	18,761.00	4,780.00	-	23,541.00	90,813.00	95,593.00
Const. of PCC Road (Asutosh Bhawan)	5%	21,17,232.00	-	-	-	-	21,17,232.00	4,00,671.00	85,828.00	-	4,86,499.00	16,30,733.00	17,16,561.00
Const. of Road (Academic Bldg RCC R)	5%	1,64,001.00	-	-	-	-	1,64,001.00	49,474.00	5,726.00	-	55,200.00	1,08,801.00	1,14,527.00
Const. of Road (Approach to Boys Host)	5%	21,53,102.00	-	-	-	-	21,53,102.00	6,09,944.00	77,158.00	-	6,87,102.00	14,66,000.00	15,43,158.00
Const. of Roads (from Civil Bldg to Ma)	5%	4,18,033.00	-	-	-	-	4,18,033.00	1,10,741.00	15,365.00	-	1,26,106.00	2,91,927.00	3,07,292.00
Const. of Road (in Front of New Staff)	5%	16,838.00	-	-	-	-	16,838.00	3,810.00	651.00	-	4,461.00	12,377.00	13,028.00
Const. of High Drain	5%	4,24,837.00	-	-	-	-	4,24,837.00	78,805.00	551.00	-	4,461.00	12,377.00	13,028.00
Cycle/Scooter Stand	5%	3,07,245.00	-	-	-	-	3,07,245.00	17,302.00	17,302.00	-	96,107.00	3,28,730.00	3,46,032.00
Development of Roads, Pathways Etc.	5%	15,60,143.00	-	-	-	-	15,60,143.00	1,95,129.00	5,606.00	-	2,00,735.00	1,06,510.00	1,12,116.00
External Water Supply	5%	14,15,980.00	-	-	-	-	14,15,980.00	9,07,458.00	32,634.00	-	9,40,092.00	6,20,051.00	6,52,685.00
Faculty Residence	5%	10,25,895.00	-	-	-	-	10,25,895.00	8,87,794.00	26,409.00	-	9,14,203.00	5,01,777.00	5,28,186.00
Faculty Room Inside M.E Workshop Bl	5%	2,71,782.00	-	-	-	-	2,71,782.00	5,36,415.00	24,474.00	-	5,60,889.00	4,65,006.00	4,89,480.00
Fountain at Bidhan Udyan	5%	2,49,843.00	-	-	-	-	2,49,843.00	76,993.00	9,739.00	-	86,732.00	1,85,050.00	1,94,789.00
Garage Building	5%	14,053.00	-	-	-	-	14,053.00	29,997.00	10,992.00	-	40,989.00	2,08,854.00	2,19,846.00
Girls' Hostel Building (Mother Teresa)	5%	1,12,92,077.00	-	-	-	-	1,12,92,077.00	62,88,013.00	618.00	-	2,305.00	11,748.00	12,366.00
Girls' Hostel Building (Sister Nivedita)	5%	2,01,70,084.03	-	-	-	-	2,01,70,084.03	72,75,359.00	2,50,203.00	-	65,38,216.00	47,53,861.00	50,04,064.00
Gymnasium	5%	2,99,172.00	-	-	-	-	2,99,172.00	2,04,241.00	6,44,736.00	-	79,20,095.00	1,22,49,989.03	1,28,94,725.03




Principal
Dr. B. C. Roy Engineering College
DURGAPUR

Name of the Asset	Rate (%)	Cost As On 01.04.2022	Addition During The Year	Addition (In Rs.) Upto 30/09/22	Addition (In Rs.) After 01/10/22	Sold/Adj. During The	Total Cost As On 31.03.2023	Dep. Upto 31.03.2022	Dep. For The Year	Adj. Of Dep/De P W/Bac	Total Depreciation As On 31.03.2023	Written Down Value As On 31.03.2023	Written Down Value As On 31.03.2022
Health Centre	5%	37,05,935.00	-	-	-	-	37,05,935.00	25,30,430.00	58,775.00	-	25,89,205.00	11,16,730.00	11,75,505.00
Hostel Boarding Wall	5%	42,918.00	-	-	-	-	42,918.00	29,799.00	656.00	-	30,455.00	12,463.00	13,119.00
Boys Hostel Buildings (Aurobinda Boys)	5%	2,39,76,663.03	-	-	-	-	2,39,76,663.03	87,94,077.00	7,59,129.00	-	95,53,206.00	1,44,23,457.03	1,51,82,586.03
Boys Hostel Buildings (Chitranjan Boys)	5%	2,33,36,953.00	-	-	-	-	2,33,36,953.00	76,56,082.00	7,84,044.00	-	84,40,126.00	1,48,96,827.00	1,56,80,871.00
Boys Hostel Buildings (Satyan Bose Bldg)	5%	1,92,26,236.50	-	-	-	-	1,92,26,236.50	1,07,63,409.00	4,23,141.00	-	1,11,86,550.00	80,39,686.50	84,62,827.50
Humanities & Science Block (Bldg)	5%	65,91,469.00	-	-	-	-	65,91,469.00	35,36,921.00	1,52,727.00	-	37,89,648.00	29,01,821.00	30,54,548.00
Integrated Service Bldg/AJ.C Bose Bldg	5%	1,45,74,674.00	-	-	-	-	1,45,74,674.00	39,74,987.00	5,29,984.00	-	45,04,971.00	1,00,69,703.00	1,05,99,687.00
Internal Water Supply	5%	1,33,890.00	-	-	-	-	1,33,890.00	75,736.00	2,908.00	-	78,644.00	55,246.00	58,154.00
Laboratory/civil Infrastructure Develop	5%	24,78,228.00	4,94,941.00	-	4,94,941.00	-	4,94,941.00	17,48,873.00	12,374.00	-	12,374.00	4,82,567.00	7,29,355.00
Management House	5%	19,37,052.00	73,481.00	-	73,481.00	-	25,51,709.00	5,48,738.00	38,305.00	-	17,87,178.00	7,64,531.00	13,88,314.00
Misc Construction	5%	5,11,578.00	21,76,869.99	12,20,440.22	9,56,429.77	0.22	41,13,921.77	2,20,603.00	1,54,349.00	-	7,03,087.00	34,10,834.77	2,90,975.00
Nazrul Mancha	5%	1,21,76,999.00	-	-	-	-	1,21,76,999.00	67,68,141.00	14,549.00	-	2,35,152.00	2,76,426.00	54,08,858.00
Office Building (CRO, Kolkata)	5%	27,552.00	-	-	-	-	27,552.00	14,151.00	2,70,443.00	-	14,821.00	12,731.00	13,401.00
Pipe Line (Chem. Lab)	5%	1,58,269.00	-	-	-	-	1,58,269.00	38,865.00	5,970.00	-	44,835.00	1,13,434.00	1,19,404.00
Pump House	5%	15,97,908.00	-	-	-	-	15,97,908.00	4,37,398.00	58,026.00	-	4,95,424.00	11,02,484.00	11,60,510.00
Rahindra Bhawan	5%	2,63,977.00	-	-	-	-	2,63,977.00	24,798.00	11,959.00	-	36,757.00	2,27,220.00	2,39,179.00
Rain Water Harvesting	5%	2,78,694.00	-	-	-	-	2,78,694.00	1,67,745.00	5,547.00	-	1,73,292.00	1,05,402.00	1,10,949.00
Retaining Wall (Along Naha)	5%	5,55,360.00	-	-	-	-	5,55,360.00	1,84,712.00	18,532.00	-	2,03,244.00	3,52,116.00	3,70,648.00
SBI Block Building	5%	1,30,72,528.00	-	-	-	-	1,30,72,528.00	32,71,253.00	4,90,064.00	-	37,61,317.00	93,11,211.00	98,01,275.00
Staff Quater (New) /Studio Apartment-	5%	52,061.00	-	-	-	-	52,061.00	35,541.00	826.00	-	36,367.00	15,694.00	16,520.00
Teacher's Enclosure	5%	10,01,080.00	-	-	-	-	10,01,080.00	2,61,824.00	36,963.00	-	2,98,787.00	7,02,293.00	7,39,256.00
Under Drinking Water Reservoir	5%	70,432.00	-	-	-	-	70,432.00	48,082.00	1,118.00	-	49,200.00	21,232.00	22,350.00
Under Ground Reservoir	5%	4,92,217.00	-	-	-	-	4,92,217.00	1,78,947.00	15,664.00	-	1,94,611.00	2,97,606.00	3,13,270.00
Water Pipe Line	5%	51,99,498.00	-	-	-	-	51,99,498.00	36,96,202.00	75,165.00	-	37,71,367.00	14,28,131.00	15,03,296.00
Workshop Building	5%	31,18,20,237.42	30,79,486.73	13,55,622.22	17,23,864.51	0.22	31,48,99,723.93	15,02,02,292.00	81,91,776.00	-	15,83,94,068.00	15,65,05,655.93	16,16,17,945.42
Furniture & Fittings	10%	5,10,08,919.24	25,61,970.26	8,41,764.00	17,20,206.26	-	5,35,70,889.50	3,18,69,537.00	20,84,124.00	-	3,39,53,661.00	1,96,17,228.50	1,91,39,382.24
Broadband Home Antenna	10%	1,30,000.00	-	-	-	-	1,30,000.00	86,939.00	4,306.00	-	91,245.00	38,755.00	43,061.00
Cabinet Fider Piller Box	10%	1,68,000.00	-	-	-	-	1,68,000.00	75,153.00	9,285.00	-	84,438.00	83,562.00	92,847.00
Camera (Nikon Coolpix)	10%	8,000.00	-	-	-	-	8,000.00	5,966.00	203.00	-	6,169.00	1,831.00	2,084.00
Canteen Furniture	10%	70,000.00	-	-	-	-	70,000.00	60,077.00	992.00	-	61,069.00	8,931.00	9,923.00
CCTV -Campus Solution	10%	9,44,104.00	2,45,499.00	48,085.00	1,97,414.00	-	11,89,603.00	3,92,069.00	69,884.00	-	4,61,953.00	7,27,650.00	5,52,035.00
Signboard/ Display Board A/C	10%	1,88,513.50	-	-	-	-	1,88,513.50	1,29,051.00	5,946.00	-	1,34,997.00	53,516.50	59,462.50



Principal
Dr. B. C. Roy Engineering College
DURGAPUR

Name of the Asset	Rate (%)	Cost As On 01.04.2022	Addition During The Year	Addition (In Rs.) Upto 30/09/22	Addition (In Rs.) After 01/10/22	Sold/Adj. During The Year	Total Cost As On 31.03.2023	Dep. Upto 31.03.2022	Dep. For The Year	Adj. Of Dep/Dep W/Bac	Total Depreciation As On 31.03.2023	Written Down Value As On 31.03.2023	Written Down Value As On 31.03.2022
Door Mat	10%	51,990.00	-	-	-	-	51,990.00	37,406.00	1,458.00	-	38,864.00	13,126.00	14,584.00
Electric Fan	10%	34,93,445.11	1,06,483.31	37,170.00	69,313.31	-	35,99,928.42	22,46,669.00	1,31,861.00	-	23,78,530.00	12,21,398.42	12,46,776.11
EPBX System	10%	6,56,655.00	-	-	-	-	6,56,655.00	5,45,755.00	11,090.00	-	5,56,845.00	99,810.00	1,10,900.00
Euro Clean (Vacuum cleaner)	10%	14,490.00	-	-	-	-	14,490.00	5,459.00	903.00	-	6,362.00	8,128.00	9,031.00
External Electrification	10%	21,23,035.37	-	-	-	-	21,23,035.37	17,46,563.00	37,647.00	-	17,84,210.00	3,38,825.37	3,76,472.37
Exhaust Fan	10%	10,799.69	10,799.69	-	10,799.69	-	10,799.69	540.00	540.00	-	10,259.69	10,259.69	10,259.69
Fire Extinguisher	10%	2,43,433.00	25,960.00	-	25,960.00	-	2,69,393.00	1,31,560.00	12,485.00	-	1,44,045.00	1,11,873.00	1,11,873.00
Furniture & Fittings	10%	2,84,53,427.76	11,99,721.26	6,77,773.00	5,21,948.26	-	2,96,53,149.02	1,74,98,137.00	11,89,403.00	-	1,86,87,540.00	1,09,65,609.02	1,09,55,290.76
Gyser	10%	14,891.00	-	-	-	-	14,891.00	4,579.00	1,031.00	-	5,610.00	9,281.00	10,312.00
Gymnasium Equipment	10%	87,937.00	-	-	-	-	87,937.00	53,427.00	3,451.00	-	56,878.00	31,059.00	34,510.00
Insect Flasher / Killer	10%	32,067.00	-	-	-	-	32,067.00	15,787.00	1,628.00	-	17,415.00	14,652.00	16,280.00
Internal Decoration	10%	39,08,186.00	-	-	-	-	39,08,186.00	31,55,566.00	75,262.00	-	32,30,828.00	6,77,358.00	7,52,620.00
Internal Electrification	10%	40,03,095.50	-	-	-	-	40,03,095.50	23,17,294.00	1,68,580.00	-	24,85,874.00	15,17,221.50	16,85,801.50
Laboratory Infrastructure Development	10%	5,41,181.00	6,01,627.00	-	6,01,627.00	-	11,42,808.00	1,63,337.00	67,865.00	-	2,31,202.00	9,11,606.00	3,77,844.00
Ladder (Aluminium)	10%	74,392.00	-	-	-	-	74,392.00	14,504.00	5,989.00	-	20,493.00	53,899.00	59,888.00
Photocopy Machine	10%	3,65,953.00	-	-	-	-	3,65,953.00	3,12,953.00	5,300.00	-	3,18,253.00	47,700.00	53,000.00
Projector	10%	10,10,477.00	2,15,040.00	33,920.00	1,81,120.00	-	12,25,517.00	6,52,581.00	48,238.00	-	7,00,819.00	5,24,698.00	3,57,896.00
Locker	10%	48,209.00	-	-	-	-	48,209.00	39,195.00	901.00	-	40,096.00	8,113.00	9,014.00
Locker	10%	51,736.00	-	-	-	-	51,736.00	42,150.00	959.00	-	43,109.00	8,627.00	9,586.00
Library Book Almira	10%	9,103.07	9,103.07	-	9,103.07	-	9,103.07	-	455.00	-	8,648.07	-	-
Library Book Rack/ Stand	10%	-	44,859.93	-	44,859.93	-	44,859.93	-	2,243.00	-	2,243.00	42,616.93	-
Medical Apparatus	10%	18,476.00	14,240.00	14,240.00	-	-	32,716.00	13,188.00	1,953.00	-	15,141.00	17,575.00	5,288.00
Musical Instrument	10%	1,53,729.00	16,000.00	-	16,000.00	-	1,69,729.00	96,206.00	6,552.00	-	1,02,758.00	66,871.00	57,523.00
Currency Counting Machine	10%	33,453.00	-	-	-	-	33,453.00	14,149.00	1,930.00	-	16,079.00	17,374.00	19,304.00
Office Equipment	10%	58,806.00	-	-	-	-	58,806.00	48,815.00	999.00	-	49,814.00	8,992.00	9,991.00
Projector Screen	10%	-	10,561.00	-	10,561.00	-	10,561.00	-	528.00	-	528.00	10,033.00	-
Set Top Box	10%	18,000.00	-	-	-	-	18,000.00	7,706.00	1,029.00	-	8,735.00	9,265.00	10,294.00
Sound System (MBA)	10%	10,85,417.00	3,780.00	3,780.00	-	-	10,89,197.00	5,06,974.00	58,222.00	-	5,65,196.00	5,24,001.00	5,78,443.00
Sports Goods	10%	8,39,073.00	31,500.00	-	31,500.00	-	8,70,573.00	4,57,268.00	39,756.00	-	4,97,024.00	3,73,549.00	3,81,805.00
Street Lighting	10%	13,36,110.00	-	-	-	-	13,36,110.00	6,15,752.00	72,036.00	-	6,87,788.00	6,48,322.00	7,20,358.00
Telephone Cable & Accessories & Ac.	10%	1,59,799.00	16,496.00	16,496.00	-	-	1,59,799.00	87,202.00	7,260.00	-	94,462.00	65,337.00	72,597.00
Telephone/Mobile Set	10%	3,33,388.00	-	-	-	-	3,33,388.00	2,23,198.00	12,669.00	-	2,35,867.00	1,14,017.00	1,10,190.00
Van (Hand Driven)	10%	14,500.00	-	-	-	-	14,500.00	7,565.00	694.00	-	8,259.00	6,241.00	6,935.00
Water Tank	10%	2,74,950.00	10,300.00	10,300.00	-	-	2,85,250.00	59,337.00	22,591.00	-	81,928.00	2,03,322.00	2,15,613.00
		5,10,08,919.24	25,61,970.26	8,41,764.00	17,20,206.26	-	5,35,70,889.50	3,18,69,537.00	20,84,124.00	-	3,39,53,661.00	1,96,17,228.50	1,91,39,382.24
Electrical Equipmet		21,90,199.89	1,18,340.00	1,18,340.00	17,20,206.26		23,08,539.89	11,94,661.00	1,11,389.00		13,06,050.00	10,02,489.89	9,95,538.89
Water Cooler (Elect. Equipment)	10%	3,05,052.00	49,840.00	49,840.00	-	-	3,54,892.00	1,55,236.00	19,966.00	-	1,75,202.00	1,79,690.00	1,49,816.00
Fax Machine	10%	47,362.00	-	-	-	-	47,362.00	41,913.00	545.00	-	42,458.00	4,904.00	5,449.00
Lawn Mower Machine	10%	60,502.00	12,880.00	12,880.00	-	-	73,382.00	14,747.00	5,864.00	-	20,611.00	52,771.00	45,755.00
Kitchen Chimney	10%	2,13,010.00	-	-	-	-	2,13,010.00	70,653.00	14,236.00	-	84,889.00	1,28,121.00	1,42,357.00
Water Heater	10%	13,694.89	-	-	-	-	13,694.89	3,622.00	1,007.00	-	4,629.00	9,065.89	10,072.89
Microwave	10%	11,000.00	-	-	-	-	11,000.00	550.00	1,045.00	-	1,595.00	9,405.00	10,450.00
Washing Machine	10%	18,900.00	-	-	-	-	18,900.00	945.00	1,796.00	-	2,741.00	16,159.00	17,955.00
Television & Refrigerator	10%	8,11,850.00	-	-	-	-	8,11,850.00	4,43,379.00	36,847.00	-	4,80,226.00	3,31,624.00	3,68,471.00
Water Purifier	10%	7,08,829.00	55,620.00	55,620.00	-	-	7,64,449.00	4,63,616.00	30,083.00	-	4,93,699.00	2,70,750.00	2,45,213.00
		5,31,99,119.13	26,80,310.26	9,60,104.00	17,20,206.26		5,58,79,429.39	3,30,64,198.00	21,95,513.00		3,52,59,711.00	2,06,19,718.39	2,01,34,921.13



Principal
Dr. B. C. Roy Engineering College
DURGAPUR

Name of the Asset	Rate (%)	Cost As On 01.04.2022	Addition During The Year	Addition (In Rs.) Upto 30/09/22	Addition (In Rs.) After 01/10/22	Sold/ Adj. During The	Total Cost As On 31.03.2023	Dep. Up to 31.03.2022	Dep. For The Year	Adj. Of Dep/De p W/Bac	Total Depreciation As On 31.03.2023	Written Down Value As On 31.03.2023	Written Down Value As On 31.03.2022
Block D @ 15%	15%	6,03,40,841.96	72,97,530.76	17,97,305.16	55,00,225.60	-	6,76,38,372.72	4,46,00,352.00	30,43,190.00	-	4,76,43,542.00	1,99,94,830.72	1,57,40,489.96
Plant & Machinery	15%	70,19,552.00	7,17,250.00	6,42,450.00	74,800.00	-	77,36,802.00	45,77,074.00	4,68,350.00	-	50,45,424.00	26,91,378.00	24,42,478.00
Airconditioner Machine	15%	-	6,350.00	6,350.00	-	-	6,350.00	29,065.00	953.00	-	953.00	5,397.00	-
Aluminium Cutter Machine	15%	-	-	-	-	-	67,290.00	5,734.00	11,292.00	-	34,799.00	32,491.00	38,225.00
D.G Set (10 KVA)	15%	1,32,518.00	-	-	-	-	1,32,518.00	57,239.00	11,292.00	-	68,531.00	63,987.00	75,279.00
D.G Set (15 KVA)	15%	13,74,151.00	-	-	-	-	13,74,151.00	9,76,680.00	59,621.00	-	10,36,301.00	3,37,850.00	3,97,471.00
D.G Set (82.5 KVA)	15%	5,71,281.00	-	-	-	-	5,71,281.00	3,71,982.00	29,895.00	-	4,01,877.00	1,69,404.00	1,99,299.00
D.G Set (LSDSL3PC20063KVA)	15%	19,719.00	-	-	-	-	19,719.00	15,087.00	695.00	-	15,782.00	3,937.00	4,632.00
Electric Meter	15%	4,26,153.00	-	-	-	-	4,26,153.00	3,73,011.00	7,971.00	-	3,80,982.00	45,171.00	53,142.00
Fire Safety System (Hydrant & Alarm)	15%	37,849.00	-	-	-	-	37,849.00	5,677.00	4,826.00	-	10,503.00	27,346.00	32,172.00
HDPE Pipe And Sprinkler Irrigation S)	15%	21,471.00	-	-	-	-	21,471.00	20,830.00	96.00	-	31,344.00	545.00	641.00
Hydraulic Lab.	15%	43,700.00	-	-	-	-	43,700.00	29,046.00	2,198.00	-	82,711.00	12,456.00	14,654.00
Invert(Exide)	15%	1,34,348.00	-	-	-	-	1,34,348.00	73,598.00	9,113.00	-	3,08,900.00	51,637.00	60,750.00
Laboratory Equipment (Chemistry)	15%	4,38,964.00	-	-	-	-	4,38,964.00	2,85,948.00	22,952.00	-	21,96,174.00	1,30,064.00	1,53,016.00
Laboratory Equipment (Civil)	15%	34,40,713.00	-	-	-	-	34,40,713.00	19,76,549.00	2,19,625.00	-	1,05,607.00	12,44,539.00	14,64,164.00
Laboratory Equipment (ECE)	15%	2,15,040.00	-	-	-	-	2,15,040.00	86,295.00	19,312.00	-	4,48,810.00	1,09,433.00	1,28,745.00
Laboratory Equipment (EE)	15%	7,43,379.00	-	-	-	-	7,43,379.00	3,96,827.00	51,983.00	-	2,87,85,598.00	2,94,569.00	3,46,552.00
Laboratory Equipment (AEIE)	15%	3,17,07,937.50	-	-	-	-	3,17,07,937.50	1,08,778.00	10,756.00	-	1,19,534.00	29,22,339.50	34,38,046.50
Laboratory Equipment (L/B/S)	15%	1,80,486.00	-	-	-	-	1,80,486.00	1,09,428.00	6,826.00	-	70,747.00	38,681.00	45,507.00
Laboratory Equipment (ME)	15%	1,09,428.00	-	-	-	-	1,09,428.00	63,921.00	36,347.00	-	55,994.00	2,05,966.00	2,42,313.00
Laboratory Equipment (Physics)	15%	2,61,960.00	-	-	-	-	2,61,960.00	19,647.00	65,364.00	-	65,364.00	8,06,155.94	-
Laboratory Equipment (Project)	15%	-	8,71,519.94	-	8,71,519.94	-	8,71,519.94	1,45,738.00	6,12,320.00	-	7,58,058.00	46,05,989.50	17,97,436.68
R&D Equipment / Instrument	15%	19,43,174.68	34,20,872.82	11,48,505.16	22,72,367.66	-	53,64,047.50	23,30,700.00	4,14,508.00	-	27,45,208.00	34,62,625.00	16,49,633.00
Lift (Elevator)	15%	39,80,333.00	22,27,500.00	-	22,27,500.00	-	62,07,833.00	2,02,760.00	2,254.00	-	2,05,014.00	12,775.51	15,029.51
Tools & Implements	15%	2,17,789.51	-	-	-	-	2,17,789.51	25,66,743.00	2,90,622.00	-	28,57,365.00	16,46,859.00	19,37,481.00
Transformer (315 KVA)	15%	45,04,224.00	-	-	-	-	45,04,224.00	51,322.00	2,219.00	-	53,541.00	12,574.00	14,793.00
Water Meter	15%	66,115.00	-	-	-	-	66,115.00	2,09,052.00	7,805.00	-	2,30,401.00	1,47,997.00	1,15,308.00
Water Pump	15%	3,24,360.00	54,038.00	-	54,038.00	-	3,78,398.00	9,92,020.00	1,42,497.00	-	9,99,825.00	44,226.27	52,031.27
Workshop Equipment	15%	10,44,051.27	-	-	-	-	10,44,051.27	3,64,872.00	1,42,497.00	-	5,07,369.00	8,07,486.00	9,49,983.00
Solar power plant (Roof Top)	15%	13,14,855.00	-	-	-	-	13,14,855.00	23,56,477.00	3,66,132.00	-	27,22,609.00	20,74,758.00	24,40,890.00
Motor Car	15%	47,97,367.00	-	-	-	-	47,97,367.00	5,98,976.00	71,662.00	-	6,70,638.00	4,06,086.00	4,77,748.00
Maruti Ertiga ZDI	15%	10,76,724.00	-	-	-	-	10,76,724.00	1,58,089.00	1,34,375.00	-	2,92,464.00	7,61,461.00	8,95,836.00
Maruti Vitara Brezza ZXI	15%	10,53,925.00	-	-	-	-	10,53,925.00	5,74,809.00	1,13,395.00	-	6,88,204.00	6,42,574.00	7,55,969.00
Scorpio	15%	13,30,778.00	-	-	-	-	13,30,778.00	1,31,165.00	2,825.00	-	1,33,990.00	16,010.00	18,835.00
Toyota	15%	1,50,000.00	-	-	-	-	1,50,000.00	8,49,104.00	41,384.00	-	8,90,488.00	2,34,512.00	2,75,896.00
Travara L.T.L	15%	11,25,000.00	-	-	-	-	11,25,000.00	44,334.00	2,491.00	-	46,825.00	14,115.00	16,606.00
Two Wheeler Super Splendor	15%	60,940.00	-	-	-	-	60,940.00	4,69,56,829.00	34,09,322.00	-	5,03,66,151.00	2,20,69,588.72	1,81,81,379.96
		6,51,38,208.96	72,97,530.76	17,97,305.16	55,00,225.60		7,24,35,739.72	4,69,56,829.00	34,09,322.00		5,03,66,151.00	2,20,69,588.72	1,81,81,379.96



Principal
Dr. B. C. Roy Engineering College
DURGAPUR

Name of the Asset	Rate (%)	Cost As On 01.04.2022	Addition During The Year	Addition (In Rs.) Upto 30/09/22	Addition (In Rs.) After 01/10/22	Sold/ Adj. During The	Total Cost As On 31.03.2023	Dep. Upto 31.03.2022	Dep. For The Year	Adj. Of Dep/Dep W/Bac	Total Depreciation As On 31.03.2023	Written Down Value As On 31.03.2023	Written Down Value As On 31.03.2022
Block-E @ 40%													
Library Books & Periodicals	40%	3,00,76,671.58	12,70,627.00	11,00,258.00	1,70,369.00	-	3,13,47,298.58	2,79,61,327.00	13,20,315.00	-	2,92,81,642.00	20,65,656.58	21,15,344.58
Library Books For Book Bank	40%	1,13,89,392.00	11,83,501.00	10,41,071.00	1,42,430.00	-	1,25,72,893.00	96,54,362.00	11,38,936.00	-	1,07,93,288.00	17,79,605.00	17,35,030.00
Library Books	40%	1,86,87,279.58	87,126.00	59,187.00	27,939.00	-	1,87,74,405.58	1,83,06,955.00	1,81,389.00	-	1,84,88,354.00	2,86,051.58	3,80,314.58
Computer & Accessories													
Computer & Peripherals	40%	5,77,96,647.00	88,59,692.80	62,07,790.34	49,71,773.89	-	6,70,26,242.71	6,68,64,530.00	70,70,329.00	-	7,39,34,859.00	1,30,91,383.71	89,82,148.48
Computer Network	40%	23,62,994.98	1,65,913.05	1,10,747.05	39,65,816.85	-	25,28,914.03	22,24,668.00	1,10,664.00	-	23,35,332.00	1,93,582.03	1,38,226.98
Computer Software	40%	74,80,432.50	16,79,593.00	8,24,093.00	8,55,500.00	-	91,60,025.50	69,67,332.00	7,05,977.00	-	76,73,309.00	14,86,716.50	5,13,100.50
Digital Computer Lab	40%	32,40,000.00	-	-	-	-	32,40,000.00	31,34,755.00	42,098.00	-	31,76,853.00	63,147.00	1,05,245.00
Internet Connection	40%	19,03,650.00	-	-	-	-	19,03,650.00	18,94,307.00	3,737.00	-	18,98,044.00	5,606.00	9,343.00
Matrix Cossec- Time Attendance Machine	40%	2,72,368.00	-	-	-	-	2,72,368.00	2,33,178.00	15,676.00	-	2,48,854.00	23,514.00	39,190.00
Printer & Scanner	40%	3,61,156.00	2,67,859.38	1,72,574.34	95,285.04	-	6,29,015.38	2,53,512.00	1,31,145.00	-	3,84,657.00	2,44,358.38	1,07,644.00
Smart class Room (at Civil eng.)	40%	84,730.00	-	-	-	-	84,730.00	78,141.00	2,636.00	-	80,777.00	3,953.00	6,589.00
UPS	40%	19,84,016.00	2,06,500.00	2,06,500.00	-	-	21,90,516.00	16,69,950.00	2,08,226.00	-	18,78,176.00	3,12,340.00	3,14,066.00
ERP System A/C	40%	3,03,850.00	-	-	-	-	3,03,850.00	1,94,464.00	43,754.00	-	2,38,218.00	65,632.00	1,09,386.00
Cybermetix Eyeris IX Kit (Sensor for pt	40%	56,834.00	-	-	-	-	56,834.00	29,554.00	10,912.00	-	40,466.00	16,368.00	27,280.00
Total (A+B+C+D+E)		10,59,23,350.06	1,24,50,191.23	73,08,048.34	51,42,142.89	0.22	11,83,73,541.29	9,48,25,857.00	83,90,644.00	-	10,32,16,501.00	1,51,57,040.29	1,10,97,493.06
		55,59,34,982.07	2,55,07,518.98	1,14,21,079.72	1,40,86,439.26	0.22	58,14,42,500.83	32,50,49,176.00	2,21,87,255.00	-	34,72,36,431.00	23,42,06,069.83	23,08,85,806.07



Principal
Dr. B. C. Roy Engineering College
DURGAPUR

DR.B.C.ROY ENGINEERING COLLEGE
JEMUA ROAD, FULJHORE, DURGAPUR - 713 206

Other Income

Particulars	Amount (Rs.)
Fine	17,34,623.00
Fine for Gross Indisciplinary Action	53.00
Library Fine A/c	89,519.00
Penalty against disciplinary action A/c	4,02,000.00
Penalty for Loss of College Assets A/C	21,339.00
A.T.M. Rent (S.B.I.)	24,720.00
A.T.M. Rent A/C (Axis Bank Ltd.)	1,13,042.00
Centre Fees received	1,51,229.00
Income from Activities for Club / Chapter of College	34,280.00
Duplicate Fee Card Charges	6,200.00
Duplicate Identity Card Charges	2,000.00
Electricity Charges (ATM Axis Bank) (I)	13,680.00
Electricity Charges (SBI Premise) (I) A/C	2,69,928.00
Electricity Charges recovered (Faculty & Staff)	1,93,000.00
Electricity Charges(Student paid Canteen)(I) A/C	34,128.00
Electricity Charges (M/S Axiom) (I)	732.00
Electricity Charges (Canteen : WOW ADDA) (I) A/C	23,076.00
Institutional Share from MooCs Course(NBSP)	6,477.00
Liability Written Back A/C	19,19,099.00
License Fee (Student Paid Canteen) A/C	92,000.00
License Fee (Canteen : WOW ADDA) (I)	29,000.00
License Fee (M/S Axiom) A/C	4,500.00
Miscellaneous Receipts A/C	9,381.14
Notice Pay from Faculty and Staff A/C	44,694.00
Office Rent (SBI Premise)	5,31,600.00
Processing Fee A/C	12,000.00
Receipt From Guest House A/C	43,400.00
Registration Fee for Tech Fest	2,36,250.00
Registration Fee for Workshop (Tech Fest)	3,03,600.00
Regn Fee for Online FDP	43,473.00
Registration Fee (Students) for ISOAH Course	42,000.00
Sale of Scrap and Old News Paper	2,48,532.00
Sponsorship Fee for MESIICON	45,000.00
Sponsorship Fee (Tech Fest & Annual Cultural Fest)	60,000.00
Staff Quarter Rent	14,71,800.00
Water Charges (SBI) (I)	1,080.00
Transportation Charges (Receipt) A/C	1,800.00
Registration Fee for Seminar / Conference	3,01,953.05
Registration Fees (Student/Faculty) for Workshop	1,37,890.00
Regn Fees (Student) for workshop on "Business English"	29,700.00
Regn. Fee (Students) for Seminar on "Sustainable Waste Managemt. thr. Synergistic Utilisation	11,800.00
Regn. Fee (Students) for Workshop on "PCB & CKT Designing"	35,000.00
Regn. Fee for Alumini	37,000.00
Regn. Fee for FDP on " Emerging Trends in different fields of El. Engg."	9,400.00
Regn. Fee for FDP on "Applications on Dynamics in CE Problems"	3,400.00
Regn. Fee for FDP on "Fundamental Res. using Application Software"	20,100.00
Regn. Fee for Industry Oriented Add-on Course (EE deptt)	5,200.00
Student Registration Fee for CSI Student Chapter	12,600.00
TOTAL	88,63,278.19

INTEREST INCOME

Particulars	Amount (Rs.)
Bank Interest (I)	28,23,573.00
Interest on Fixed Deposit (Axis Bank Ltd./SBI/Bandhan)	58,44,904.00
Interest on Investment in LICGr Gratuity (201361)	29,48,568.07
Interest on Investment in LICGr Gratuity (401001479)	96,262.64
Interest on Inv. in LIC Gr Gratuity (401000094)	5,68,515.61
Interest on SD (DPL)	2,54,640.00
Interest on T.D.S.	1,31,909.37
TOTAL	1,26,68,372.69


 Principal
 Dr. B. C. Roy Engineering College
 DURGAPUR



DR.B.C.ROY ENGINEERING COLLEGE
JEMUA ROAD, FULJHORE, DURGAPUR - 713 206

Salary

PARTICULARS	TEACHING	NON-TEACHING	TOTAL
Salaries & Honorarium			
BASIC	-		10,97,49,836.00
DA			7,63,31,713.00
HRA			1,30,08,798.00
SPECIAL ALLOWANCE			14,36,703.00
Others			49,000.00
Honorarium			4,07,000.00
Part Time Salary Teaching (Honorarium)			3,00,050.00
Employee Benefit			
Contributions to Provident Fund , ESI , Mediclaim and Gratuity			1,00,56,503.00
House Rent (Employee)			1,51,200.00
TOTAL	-	-	21,14,90,803.00

Conferance, Seminar, Workshop & Projects Exp.

Particulars	Amount (Rs.)
Conference Expenses A/C	
MESIICON' 2022 (Expenses)	4,20,020.16
MAKAUT Workshop	1,062.00
Project Expenses A/C	
Contingency Exp. (Project)	19,100.00
Honorarium (Project)	2,69,192.00
Manpower Exp. (Project.)	96,140.00
Seminar Expenses A/C	
Administrative Capacity Development Program	1,376.00
Regn. Fee / Trav. Exp / Incidental Expenses for Seminar (Student/Faculty)	49,800.00
Seminar Expenses A/c	76,146.00
Seminar on "Aeronautical Engineering"	2,612.00
Seminar on "Ajility - A way of managing next-gen products"	2,615.00
Seminar on "Digital Entrepreneurship and E-Startup"	4,160.00
Seminar on "Sustainable Waste Management"	9,474.00
Webinar on "Challenges of Project Management in the IT Sector"	2,000.00
Webinar on "The Application of AI on Banking in India"	2,000.00
Workshop Expenses A/C	
Workshop Expenses A/c	2,71,949.50
Workshop on "Business English"	21,032.00
Workshop on "DSIR-PRISM Scheme"	12,814.00
Workshop on "Women's Safety"	1,312.00
Workshop on PCB and Circuit Design	35,000.00
TOTAL	12,97,804.66

Faculty Development Programme Exp.


Particulars	Amount (Rs.)
Faculty Development Programme	
Faculty Development Programme (Exp)	2,24,393.00
FDP on "Applications on Dynamics in CE Problems"	17,956.00
FDP on "Emerging Trends in diff. Fields of E.E"	20,000.00
FDP on "Fundamental Research using Application Software"	47,088.00
FDP on Emerging Technologies	28,000.00
FDP on Machine Learning Deep Learning Approach	24,000.00
TOTAL	3,61,437.00

Journal & Subscription

Particulars	Amount (Rs.)
E Journal Subscription A/C	8,49,583.00
Journal Subscription (Exp) A/C	77,352.00
Library Magazines A/C	24,205.00
TOTAL	9,51,140.00

Consumables & Stores

Particulars	Amount (Rs.)
Computer Accessories / Stationery & Consumables A/C	3,88,792.37
Consumable Stores A/C	1,70,706.00
Laboratory Consumables A/C	4,42,316.89
Laboratory Chemicals	18,501.92
Sports Material consumables	80,660.00
Tools (IDEA Lab)	72,379.77
Laboratory Apparatus / Tools / Glass ware A/C	1,46,822.59
TOTAL	13,20,179.53


 Principal
 Dr. B. C. Roy Engineering College
 DURGAPUR



DR.B.C.ROY ENGINEERING COLLEGE
JEMUA ROAD, FULJHORE, DURGAPUR - 713 206

Research & Development Exp

Particulars	Amount (Rs.)
Conference Expenses	42,035.00
Project Expenses (R & D Activity)	1,11,375.00
R & D Apparatus /Tools / Glassware	1,76,917.96
R & D Consumables	5,76,317.26
Research Incentive (Funded Project)	11,500.00
Research Journal Publication Exp. A/c	79,800.00
Website Hosting and Domain Renewal Charges	11,960.88
TOTAL	10,09,906.10

Recruitment Expenses

Particulars	Amount (Rs.)
Advt. Exp. (Web) for Recruitment A/C	46,623.20
Entertainment Expenses (Recruitment) A/C	1,310.00
Honorarium (External Expert) for Recruitment A/c	9,000.00
Travelling & Convey Exp. (External Expert) for Recruitment A/c	802.00
TOTAL	57,735.20

Office Maintenance

Particulars	Amount (Rs.)
Office Maintenance	5,60,340.00
Photography and Videography	-
TOTAL	5,60,340.00

Other Expenses

Particulars	Amount (Rs.)
Expenditure for Rented property	
Electricity charges (Agnst. Rented Property)	8,424.00
Rent	34,220.00
Washing Charges	10,612.00
Anti Ragging Incidental Expenses	2,100.00
BOG Expenses	
BOG Expenses (Others) A/C	6,043.00
Honorarium (BOG) A/C	1,56,000.00
Travelling & Conveyance Exp. (BOG) A/C	31,366.00
Miscellaneous Expenses	3,133.96
Prior Period Adjustment	79,750.00
Loss on Sale of Asset	-
P.F. Admin Expenses	2,49,962.00
Group Gratuity Insidental Expenses	2,88,601.38
TOTAL	8,70,212.34


 Principal
 Dr. B. C. Roy Engineering College
 DURGAPUR



DR.B.C.ROY ENGINEERING COLLEGE
JEMUA ROAD, FULJHORE, DURGAPUR - 713 206

Student Activities Expenses

Particulars	Amount (Rs.)
Membership Fee (Student) (IETE Student Chapter)	5,760.00
Membership Fee (Student) (The Inst. of Engg. (India) (P)	9,440.00
Music Club Expenses	3,080.00
Adieu (Student Farewell)	69,206.00
Alumni Meet	1,25,249.00
Annual Sports activity A/c	21,239.00
Blood donation Camp	16,220.00
Celebration of Rabindra Jayanti A/C	6,750.00
Dr.B.C. Roy Bithday Celebration A/C	3,450.00
Events and Activity Expenses (AICTE IDEA LAB)	4,67,019.00
Felicitatation of Students / Staff	4,160.00
Fresher Welcome Programme A/C	1,20,984.00
Hostel Games (Indoor & Outdoor) A/C	62,496.00
Hostel Night Expenses	50,000.00
Independence Day Celebration A/C	34,506.00
Induction Programme A/C	22,962.00
Intra College Science Exhibition	34,622.00
N.C.C. & N.S.S. Expenses A/C	1,17,248.00
National Education Day	462.00
National Innovation Day	23,865.00
Orientation Programme A/C	1,26,473.00
Poster Competition (on Engineers' Day)	5,032.00
Remembrance of Late Dulal Mitra A/C	15,380.00
Republic Day Celebration A/C	27,686.00
Saraswati Puja A/C	1,78,945.00
Science Exhibition (Org. by Robotics Society, BCREC)	4,390.00
Science Exhibition at SAIL Co-Operative	20,514.00
Smart India Hackathon (Exp)	10,48,057.00
Sports & Games Expenses	1,40,737.00
Student Poster Competition' 2022	1,450.00
Tech Fest (Horizon) Exp.A/c	7,17,785.00
Vigilance Awareness Week Programme	6,347.00
Viswakarma puja exp.A/c	4,36,589.00
TOTAL	39,28,103.00

Training & Placement Expenses

Particulars	Amount (Rs.)
Professional Depvelopment / Training Fees	
Professional Depvelopment / Training Fees	6,63,341.00
Industrial Visit A/C	78,634.00
TOTAL	7,41,975.00


 Principal
 Dr. B. C. Roy Engineering College
 DURGAPUR



DR.B.C.ROY ENGINEERING COLLEGE
JEMUA ROAD, FULJHORE, DURGAPUR - 713 206

Training & Placement Expenses

Particulars	Amount (Rs.)
Campus Interview Expenses	
Entertainment Exp. (Campus Interview)	93,631.00
Misc. Exp. (Campus Interview)	9,940.00
Placement Expenses	
Car Hire Exp. (Placement Activity)	11,652.00
Entertainment Exp. (Placement Activity)	430.00
Misc. Exp. (Placement Activity)	2,25,345.00
TOTAL	3,40,998.00

SUNDRY CREDITOR (G)

Particulars	FIXED ASSET	EXPENSES	TOTAL (Rs.)
Creditors for Services		3533395	35,33,395.00
Creditors for Service & Supply		2559932.17	25,59,932.17
Creditors for Supply		1763437	17,63,437.00
TOTAL	-	78,56,764.17	78,56,764.17

A.M.C. Expenses

Particulars	Amount (Rs.)
A.M.C. (Airconditioner)	3,00,134.00
A.M.C. (Aquaguard)	1,40,400.00
A.M.C. (Computer & Network) A/C	14,38,988.00
A.M.C. (Elevator) A/C	2,78,231.00
A.M.C. (Generator Set) A/C	43,660.00
A.M.C. (Gymnasium) A/C	35,400.00
A.M.C. (Matrix Cosec Time Attendance Solutions)	51,254.00
A.M.C. (Photocopier) A/C	15,930.00
A.M.C. (UPS) A/C	3,73,234.00
A.M.C. (Software Management)	2,67,388.00
TOTAL	29,44,619.00

Repairs & Maintenance Exp. A/C

Particulars	Amount (Rs.)
Repair & Maint. (AC / Water Cooler / Pump / Fan / DG Set / Transformer/ Photocopier /Elevator)	4,21,961.00
Repair & Maint. (AICTE IDEA LAB)	6,490.00
Repair & Maint. (Building & Construction) A/C	15,90,738.01
Repair & Maint. (Carpentry Work) A/C	4,22,822.57
Repair & Maint. (Electrical Work / Fittings)	8,76,371.00
Repair & Maint. (Fire Extinguisher & Fire Hydrant) A/C	41,654.00
Repair & Maint. (Laboratory) A/C	2,91,050.00
Repair & Maint. (Masson Work) A/C	4,77,764.00
Repair & Maint. (Others) A/C	1,20,978.00
Repair & Maintenance (College Car)	1,00,996.00
Website Maint. Expenses A/C	92,550.00
Installation Charges of Machinaries	64,345.00
TOTAL	45,07,719.58

Advance for Tuition Fee

Particulars	Amount (Rs.)
Advance Fees Received (C/L)	6,17,90,021.00
FEES RECEIVED IN ADVANCE	4,89,023.00
EXAMINATION FEES OF MAKAUT	20,98,624.50
TOTAL	6,43,77,668.50


Principal
Dr. B. C. Roy Engineering College
DURGAPUR



NOTES ATTACHED TO AND FORMING PART OF AUDITED ACCOUNTS FOR THE
YEAR ENDED 31ST MARCH, 2023.

A) SOCIETY OVERVIEW:

Dr. B. C. Roy Engineering College is a leading West Bengal Based Provider of Education Services in the field of Engineering, It is situated in Durgapur, West Bengal, India.

B) SIGNIFICANT ACCOUNTING POLICIES:

(i) Basis of preparation of financial statements

The financial statements are prepared and presented under historical cost convention on accrual basis of accounting, in accordance with Indian Generally Accepted Accounting Principal (India GAAP) and Accounting standards issued by the Institute of Chartered Accountants of India (ICAI). Accounting policies have been consistently applied except where a newly adopted or a revision to an existing accounting standard requires a change in the accounting policy hitherto in use.

The Management evaluates all recently issued or revised accounting standards on an ongoing basis.

(ii) Use of estimates

The preparation of financial statements requires management to make estimates and assumption that reported amounts of assets and liabilities, the disclosure of contingent assets and liabilities on the date of the financial statements and reported amounts of revenues and expenses during the period reported. Actual results could differ from those estimates.

(iii) Revenue recognition

'Unearned revenues' include in current liabilities represents collection of tuition fees and other revenues in excess of revenues in excess of revenue recognized for the period.

Interest is recognized using the time proportion method, based on rates implicit in the transaction. Other income is recognized on accrual basis.

(iv) Fixed assets and Work - In - Progress

Fixed asset are stated at historical cost less accumulated depreciation.

Interest on borrowed money allocated to and utilized for fixed assets, pertaining to the period up to the date of capitalization is capitalized. Assets acquired on direct finance lease are capitalized at the gross value and interest thereon is charged to profit and loss account.



(v) Depreciation and Amortization

Depreciation is provided on written down value (WDV) method at rates within the rates mentioned in rule 5 of income tax rules 1962 read with appendix – I. assets under capital lease are amortized over their estimated useful life or the lease term, whichever is lower.

(vi) Investments

Long-term investments (other than investments in affiliates) are stated at cost less provision for diminution in value is provided for where the management is of the opinion that the diminution in value is provided for where the management is of the opinion that the diminution is of other than temporary nature. Short-term investments are valued at lower of cost or net realizable value.

(vii) Provision for Retirement benefits:

Gratuity: In accordance with applicable Indian laws, the Society provides for Gratuity, a defined benefit retirement plan (Gratuity Plan). The Gratuity Plan provides a lump sum payment to vested employees, at retirement or termination of employment, an amount based on the respective employees last drawn salary and the year of employment of the Company. The society contributes to the Group Gratuity Scheme of Life Insurance Corporation of India (LIC) and debits such contribution to the Income & Expenditure Account.

Provident: In addition to the above benefit, employees receive benefits from a provident fund a defined Contribution plane. The employee and employer each make monthly contributions to the plan to 12% of the covered employee's salary. The whole contribution is made to the government provident fund. The Government mandates the annual yield to be provided to the employees on their corpus and the society has no liability in this regards.

(viii) Income Tax

The current charges for income taxes are not provided for since the society is exempted from paying Income Tax under section 11 of the Income Tax Act.1961.

(ix) Provision and Contingent liabilities

The society creates a provision when there is a present obligation as a result of an obligating events the probably requires an outflow of resources and a reliable estimate can be made of the amount of the obligation. A disclosure for a contingent liability is made is made when there is a possible obligation or a present obligation that may but probably will not require an out flow of resources. Where there is a possible obligation or a present obligation in respect of which the likelihood of outflow of resources is remote, no provision or disclosure is made.

(x) Impairment of Assets

The Society assesses at each balance sheet date whether there is any indication that an assets including goodwill may be impaired. If any such indication exists, the society estimates the recoverable amount of such assets. If such recoverable amount of the assets or the recoverable amount of the cash generating unit to which the assets belongs to is less than its carrying




amount, the carrying amount is reduced to its recoverable amount, the carrying amount is reduced to its recoverable amount. The reduction is treated as an impairment loss and is recognized in the profit and loss account. If at the balance sheet date there is an indication that if a previously assessed impairment loss no longer exists. The recoverable amount is reassessed and the asset is reflected at the recoverable amount subject to maximum of depreciated historical cost. In respect of goodwill the impairment loss will be reversed only when it was caused by specific external events and their effects have been reversed by subsequent external event.

(xi) Revenue & Appropriation of Income:

The activities to generate revenue during the year as reflected in the financial statements are with in the scope of the society was beyond the scope of the objects of the society. The income generated during the year has been invested and appropriated within the scope of the society for imparting education.

For V. N. PUROHIT & CO.
Chartered Accountants
Firm Regd: 304040E



(SUGATA GANGULY)
Partner
Membership No. 065153

Place: Durgapur

Dated: 02/09/2023

