# DR. B. C. ROY ENGINEERING COLLEGE, DURGAPUR

DEDICATED TO QUALITY EDUCATION

AFFILIATED TO MAKAUT | APPROVED BY AICTE | *NBA ACCREDITED | NAAC ACCREDITED

An Autonomous Institute

Semester End Survey

Academic Year: 2025-26

Department: ECE

Semester: SECOND

Total number of students participated in the survey: 2

## Feedback on Academics

### 1. The overall syllabus coverage in the class is to an extent of

4 – 85 to 100%: [0] = (0.0%) 3 – 70 to 84%: [1] = (50.0%) 2 – 50 to 69%: [1] = (50.0%) 1-Less than 50%: [0] = (0.0%)

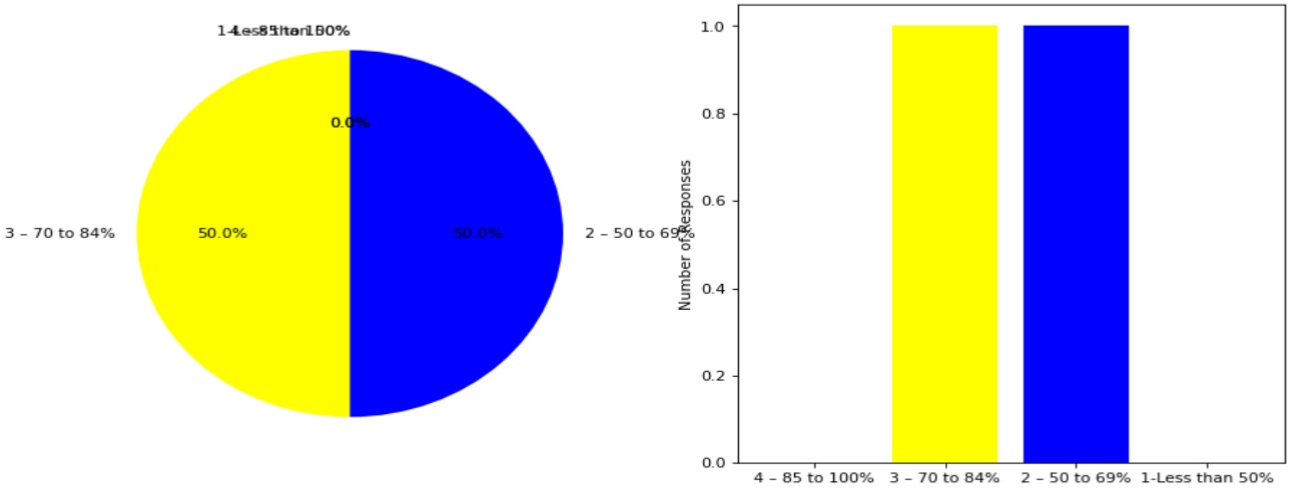


### 2. Teachers are prepared for the classes

4 –Thoroughly: [1] = (50.0%) 3 – Satisfactorily: [1] = (50.0%) 2 – Poorly: [0] = (0.0%) 1 – Indifferently: [0] = (0.0%)

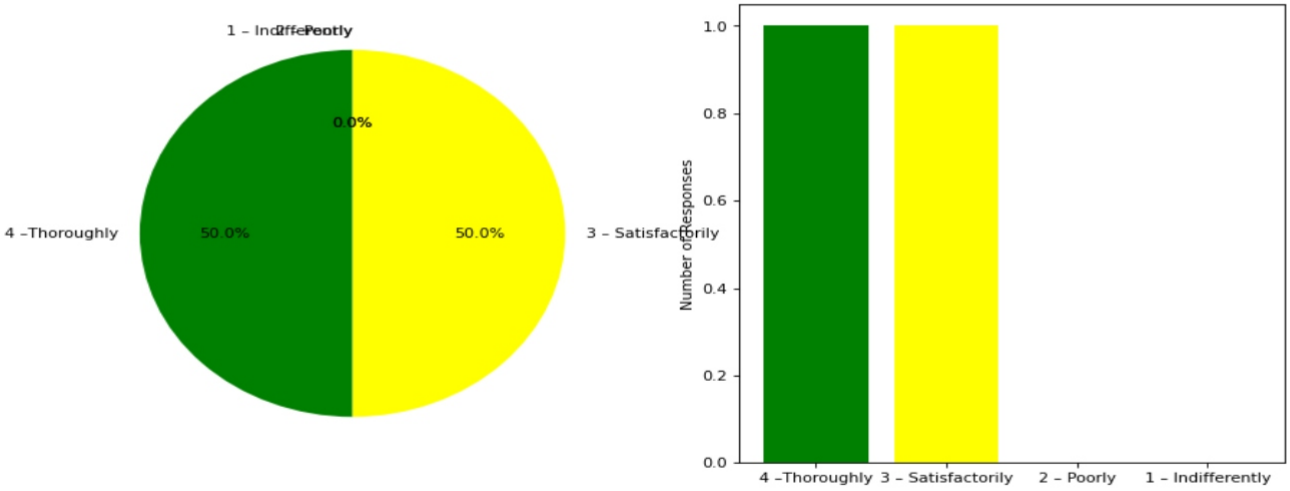


### 3. Communication of the teachers in the class and outside the class is

4 – Always effective: [1] = (50.0%) 3 – Sometimes effective: [0] = (0.0%) 2 – Just satisfactorily: [1] = (50.0%) 1– Not satisfactory: [0] = (0.0%)

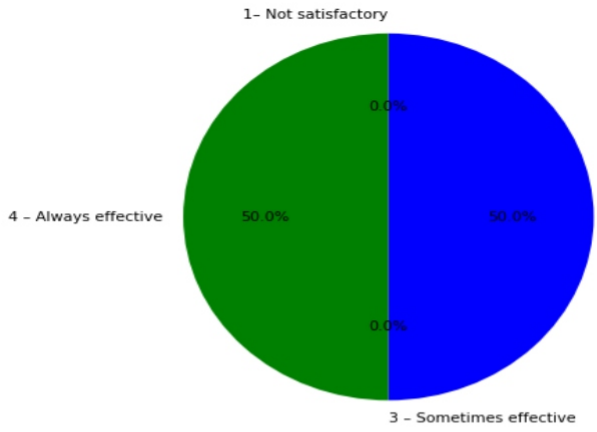


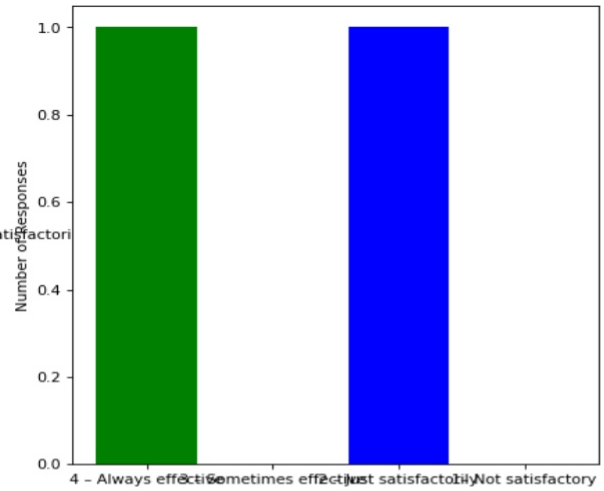


## 4. Overall learning environment in the classes and laboratories is

4– Excellent: [0] = (0.0%) 3 – Very good: [1] = (50.0%) 2 – Good: [1] = (50.0%) 1 – Fair: [0] = (0.0%)

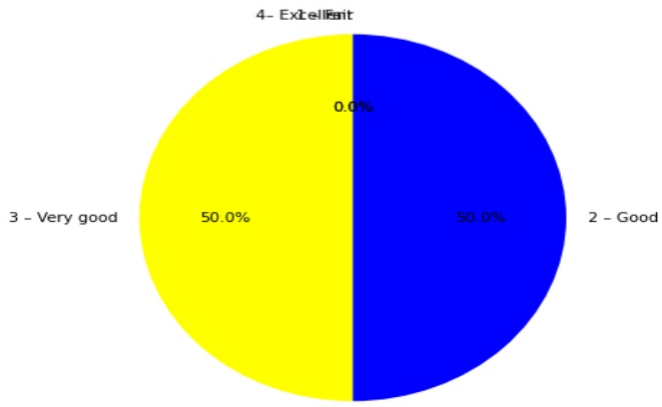


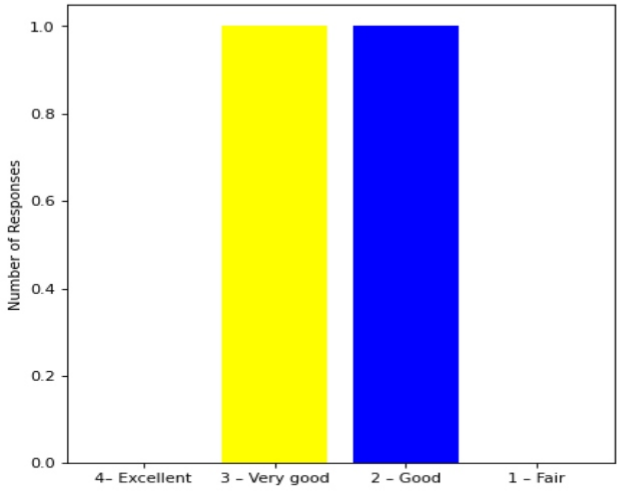


## 5. Fairness of the internal evaluation process by the teachers is

4 – Always fair: [1] = (50.0%) 3 – Usually fair: [0] = (0.0%) 2 – Sometimes unfair: [1] = (50.0%) 1 – Usually unfair: [0] = (0.0%)

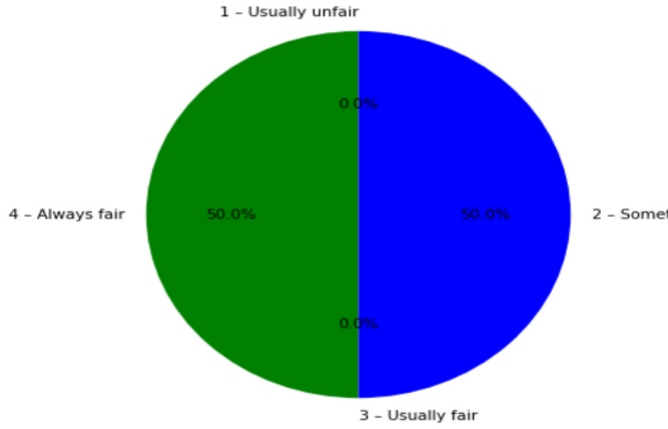


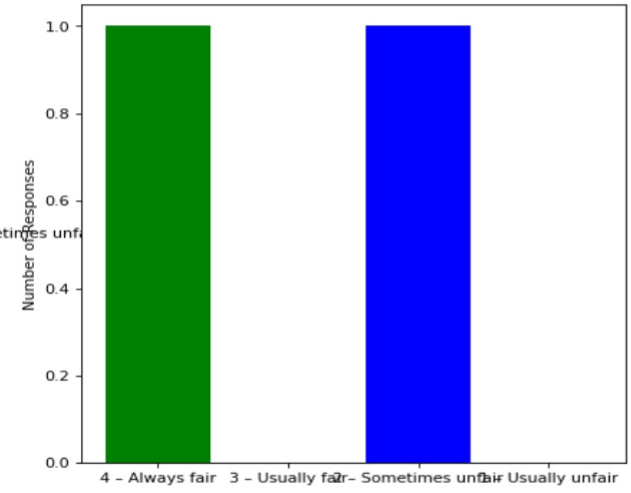


## 6. The performance in internal evaluations and laboratory experimentation is discussed with the students

4 – Every time: [1] = (50.0%) 3 – Usually: [0] = (0.0%) 2 – Occasionally/Sometimes: [0] = (0.0%) 1 – Rarely: [1] = (50.0%)

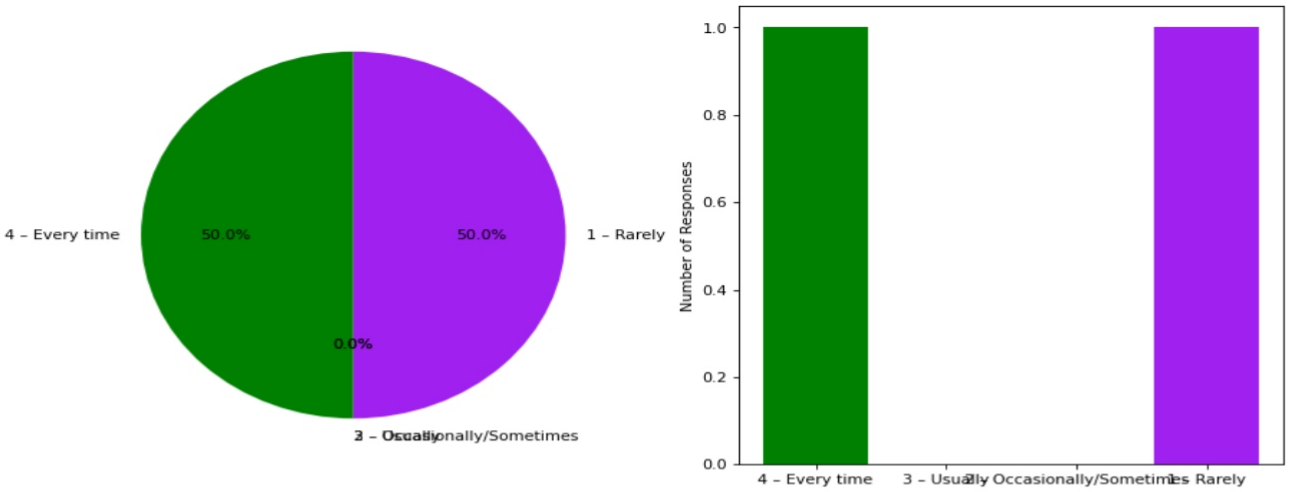


### 7. The teaching and mentoring process in the department supports the development of your cognitive, social, and emotional growth

4 – Significantly: [1] = (50.0%) 3 – Very well: [0] = (0.0%) 2 – Moderately: [0] = (0.0%) 1 – Marginally: [1] = (50.0%)

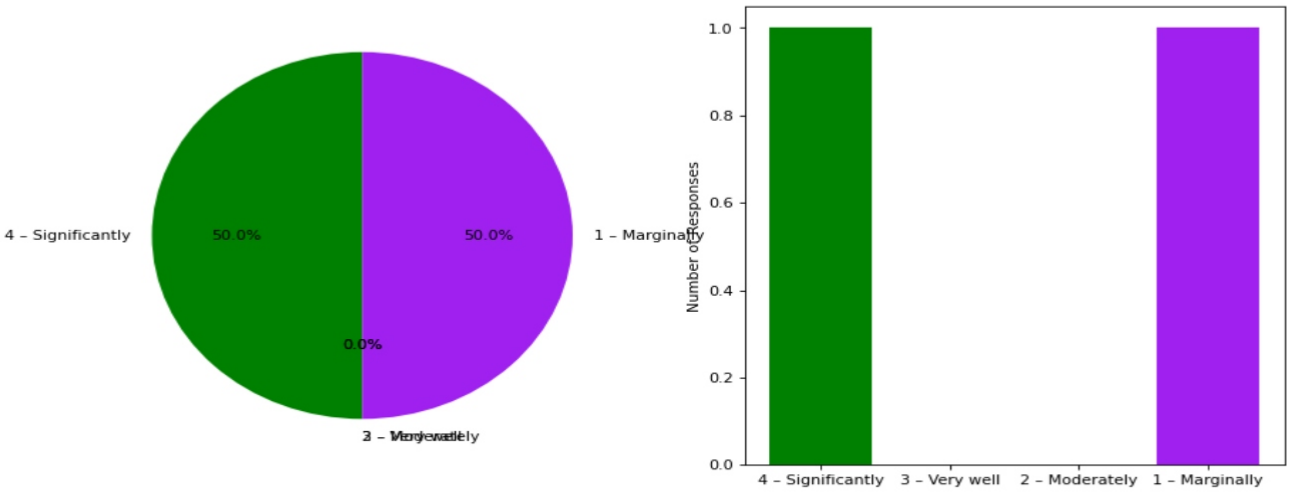


### 8. Teachers inform students about expected competencies, course outcomes , programme outcomes and overall system of outcome based education(OBE)

4 – Every time: [1] = (50.0%) 3 – Usually: [1] = (50.0%) 2– Occasionally/Sometimes: [0] = (0.0%) 1 – Rarely: [0] = (0.0%)

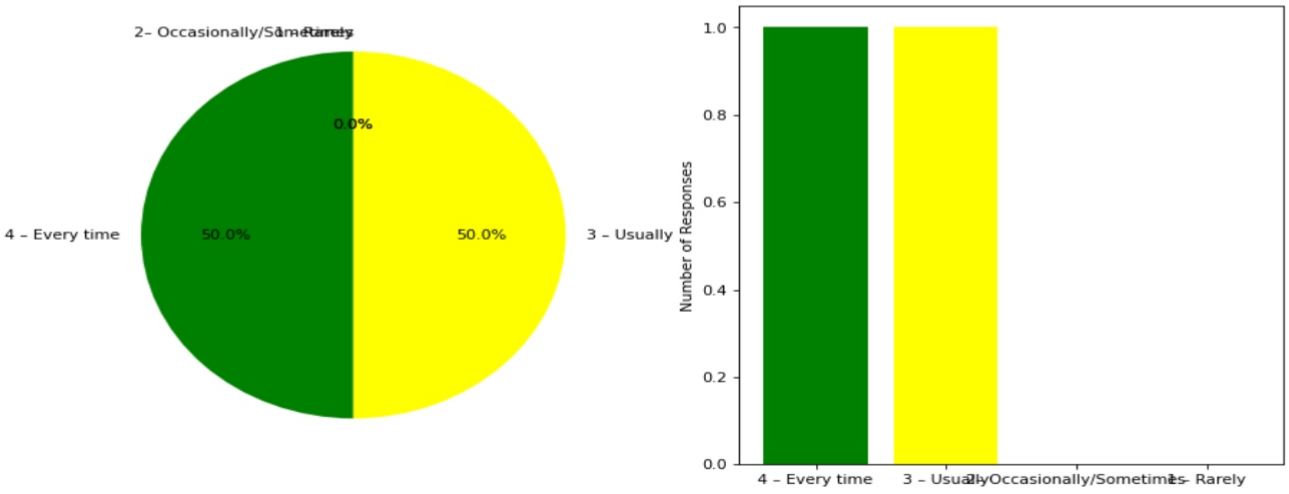

**9. Your mentor interacts with you to encourage on your strengths and counsel you to overcome your weakness by identifying them**

4 – Regularly: [1] = (50.0%) 3 – Usually: [0] = (0.0%) 2 – Occasionally/Sometimes: [1] = (50.0%) 1 – Rarely: [0] = (0.0%)

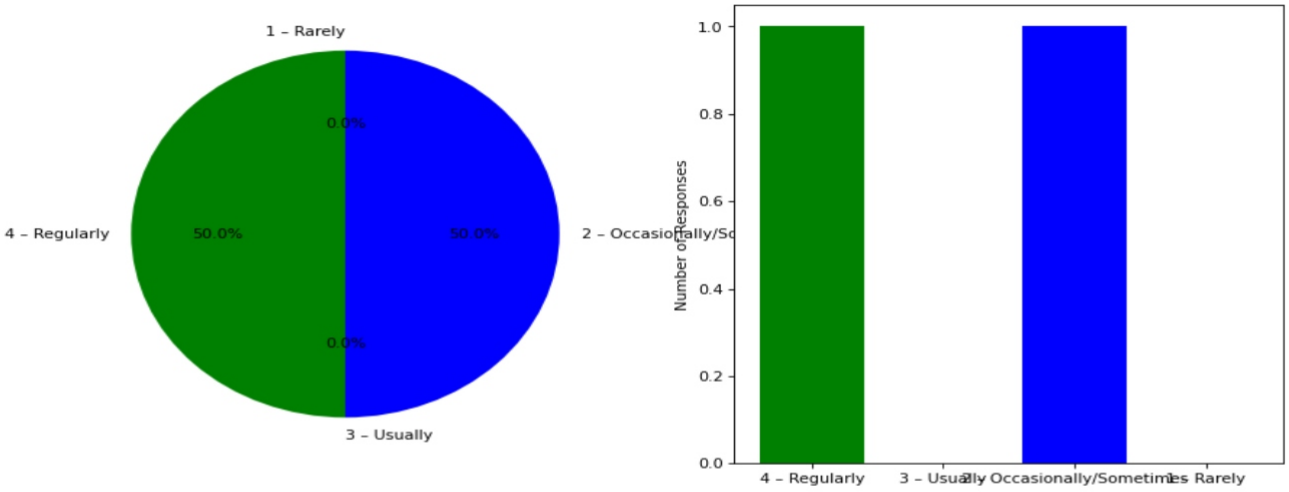


**10. The teachers illustrate the concepts through examples and applications and use student centric methods, such as experiential learning, participative learning and problem solving methodologies for enhancing learning experiences**

4 – Every time: [1] = (50.0%) 3 – Usually: [1] = (50.0%) 2 – Occasionally/Sometimes: [0] = (0.0%) 1 – Rarely: [0] = (0.0%)

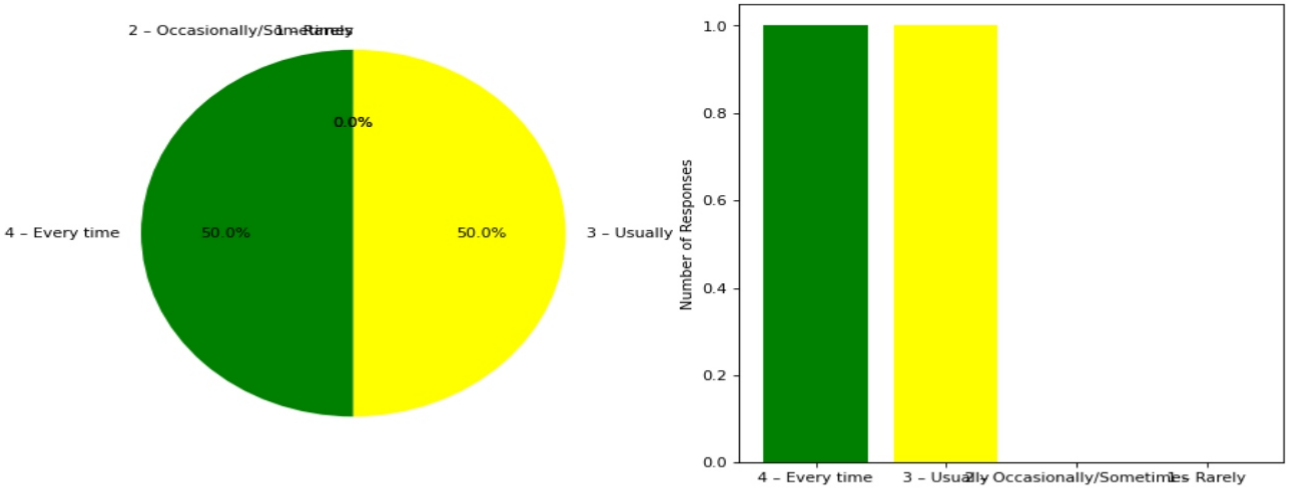


**11. The institute takes active interest in promoting internship, field visit, organizes workshop/seminar/extracurricular/co-curricular activities and helps to inculcate soft skills, life skills and employability skills for the holistic development of the students**

4 – Every time: [1] = (50.0%) 3 – Usually: [1] = (50.0%) 2 – Occasionally/Sometimes: [0] = (0.0%) 1 – Rarely: [0] = (0.0%)

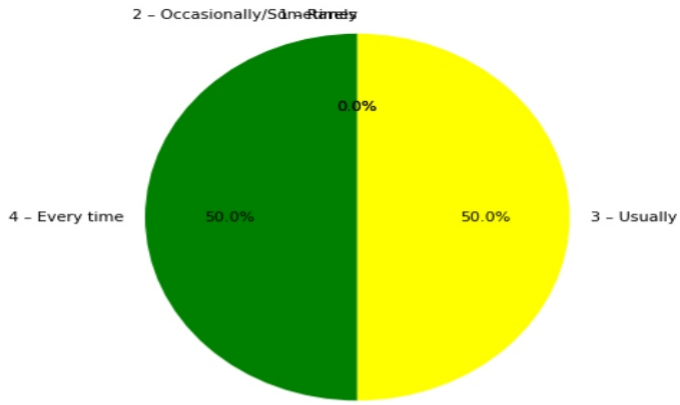


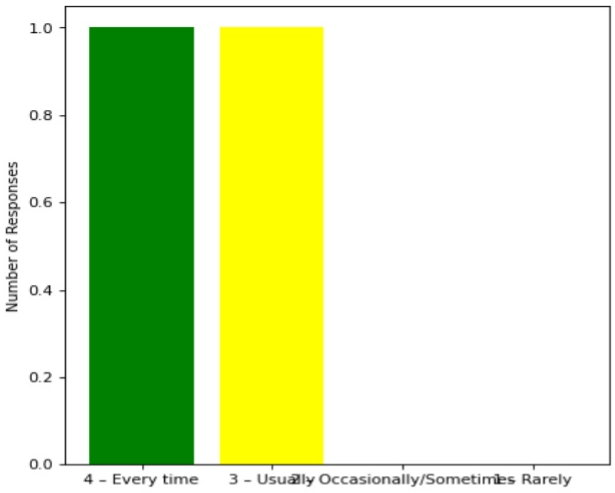


## 12. Percentage of teachers using ICT tools such as LCD projector, Multimedia, etc. while teaching

4 – Above 90%: [1] = (50.0%) 3 – 60 – 89%: [0] = (0.0%) 2 – 30 – 59%: [0] = (0.0%) 1 – Below 30%: [1] = (50.0%)

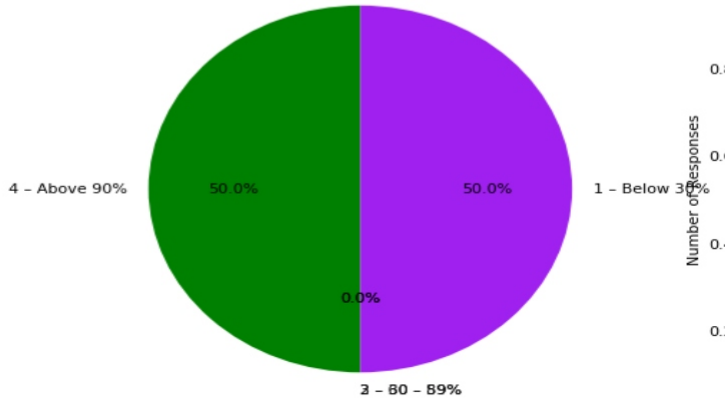


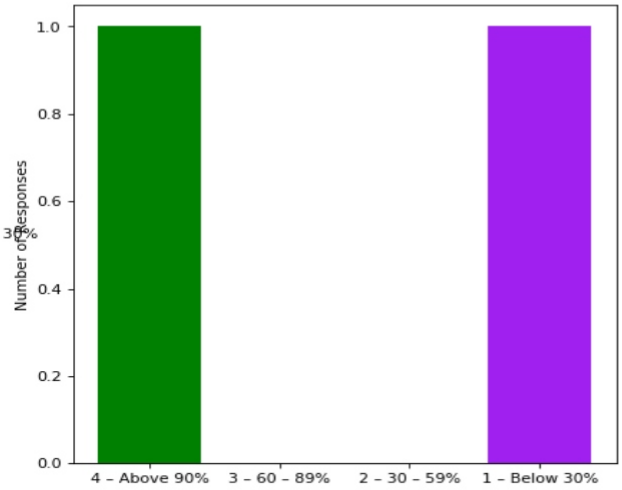


# Feedback on Facilities

## 13. Class room facility

4-Excellent: [0] = (0.0%) 3-Very Good: [1] = (50.0%) 2-Good: [1] = (50.0%) 1-Poor: [0] = (0.0%)

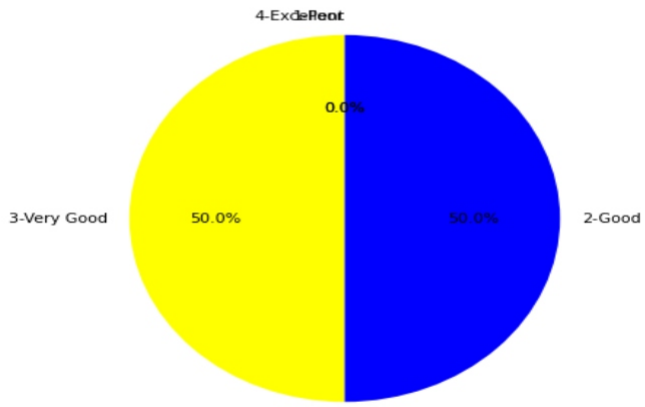


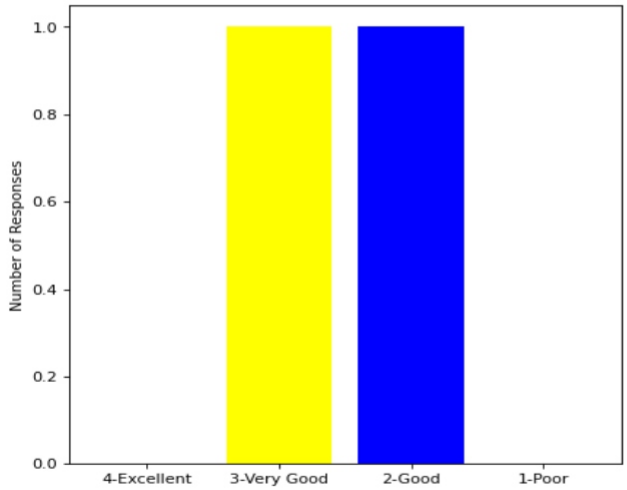


## 14. Laboratory facility

4-Excellent: [0] = (0.0%) 3-Very Good: [1] = (50.0%) 2-Good: [1] = (50.0%) 1-Poor: [0] = (0.0%)

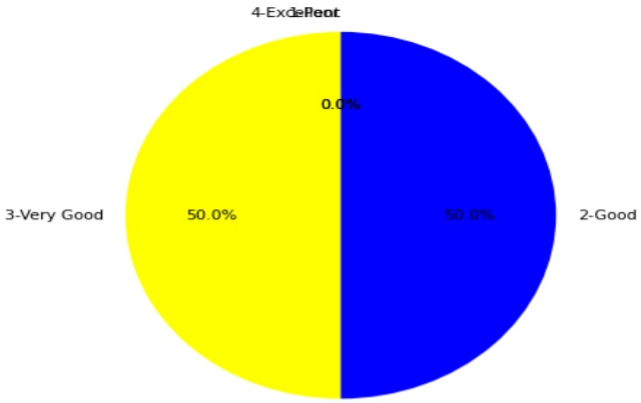


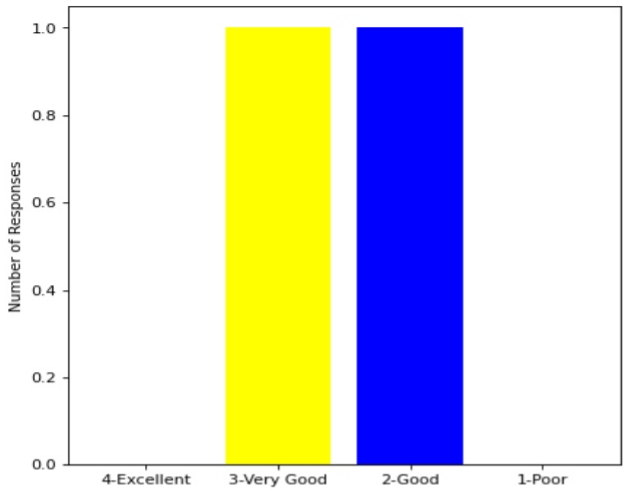


## 15. Library facility

4-Excellent: [1] = (50.0%) 3-Very Good: [0] = (0.0%) 2-Good: [1] = (50.0%) 1-Poor: [0] = (0.0%)




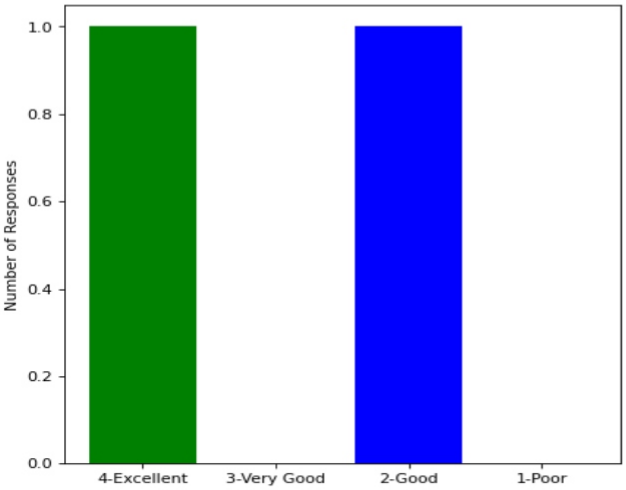


## 16. Hostel facility

4-Excellent: [0] = (0.0%) 3-Very Good: [1] = (100.0%) 2-Good: [0] = (0.0%) 1-Poor: [0] = (0.0%)




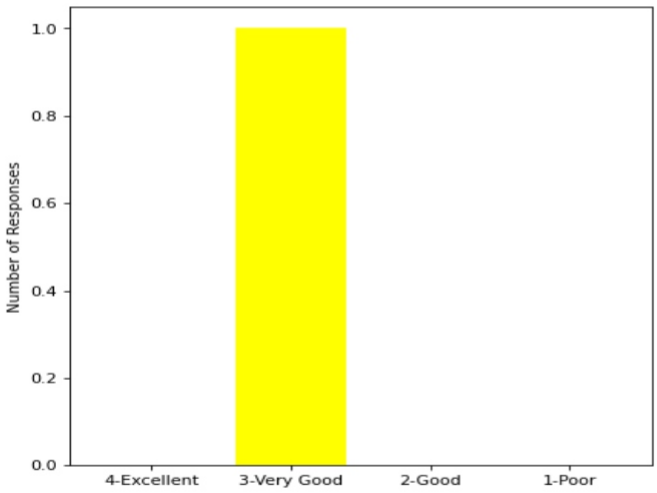


## 17. Sports facility

4-Excellent: [1] = (50.0%) 3-Very Good: [0] = (0.0%) 2-Good: [1] = (50.0%) 1-Poor: [0] = (0.0%)

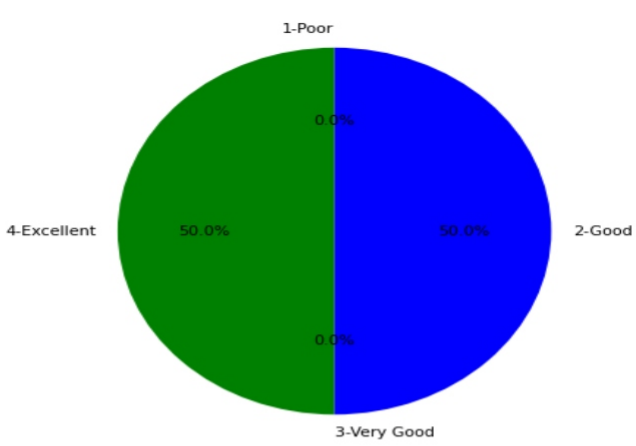


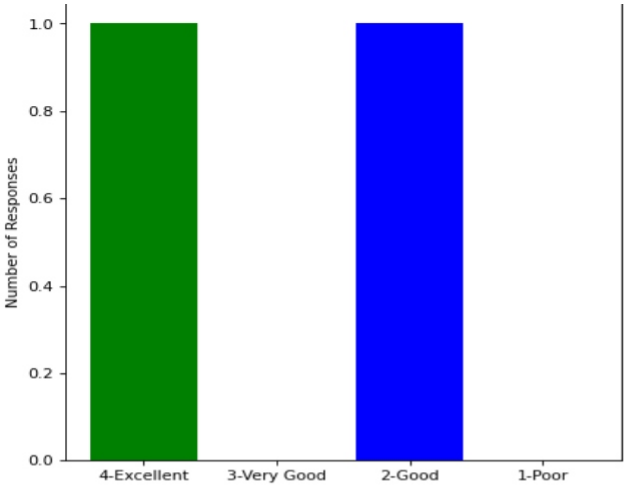


## 18. Water facility

4-Excellent: [1] = (50.0%) 3-Very Good: [0] = (0.0%) 2-Good: [1] = (50.0%) 1-Poor: [0] = (0.0%)




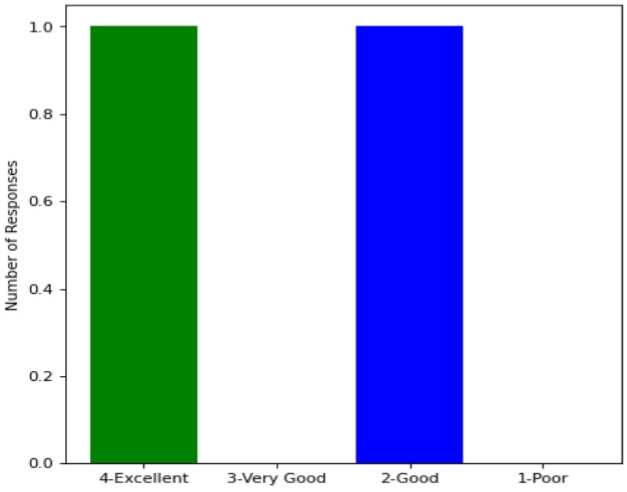


## 19. Cleanliness and Hygiene

4-Excellent: [1] = (50.0%) 3-Very Good: [0] = (0.0%) 2-Good: [1] = (50.0%) 1-Poor: [0] = (0.0%)




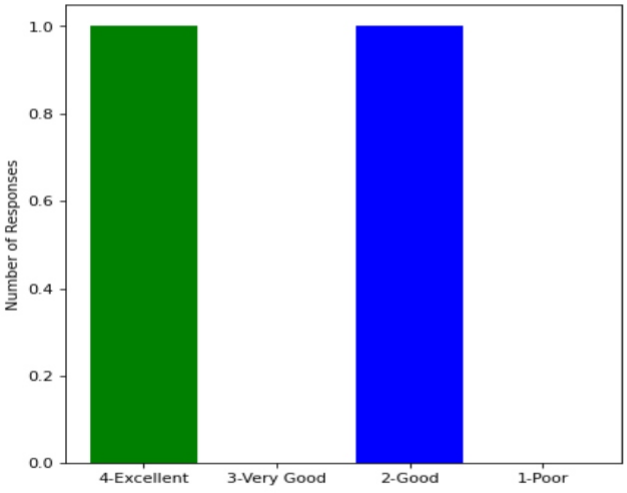


## 20. Canteen facility

4-Excellent: [1] = (50.0%) 3-Very Good: [0] = (0.0%) 2-Good: [0] = (0.0%) 1-Poor: [1] = (50.0%)

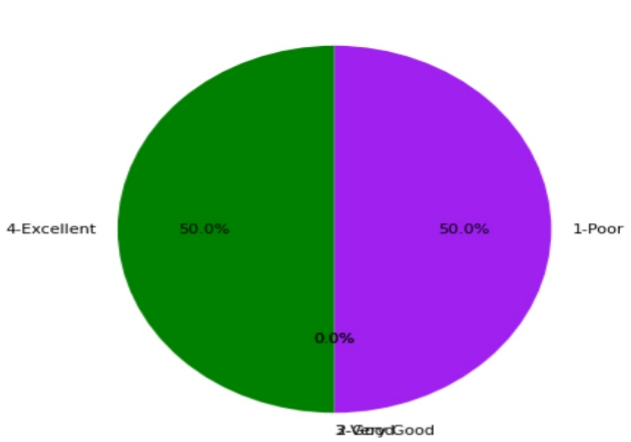


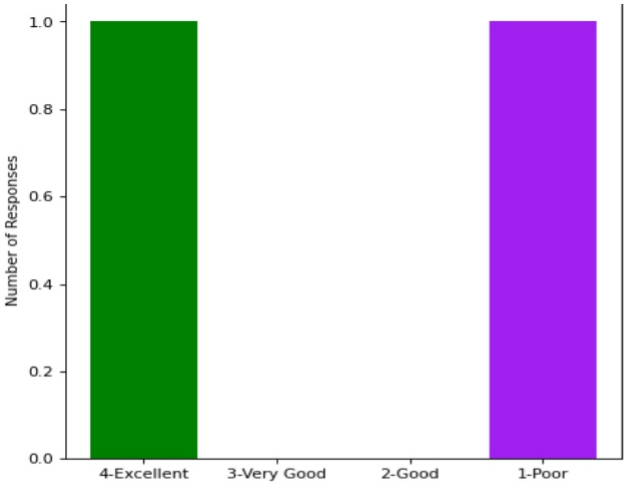


### 21. Internet facility

4-Excellent: [0] = (0.0%) 3-Very Good: [1] = (50.0%) 2-Good: [0] = (0.0%) 1-Poor: [1] = (50.0%)

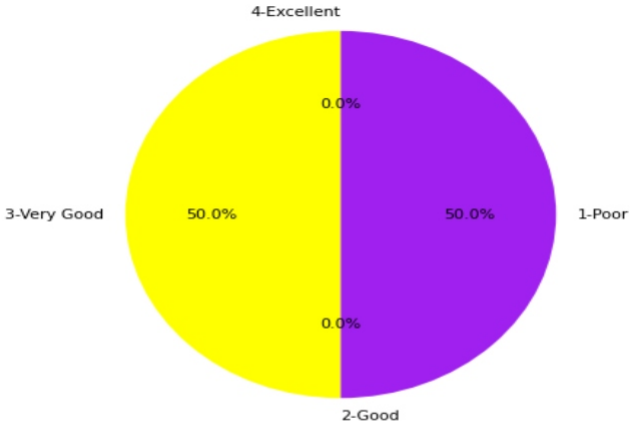


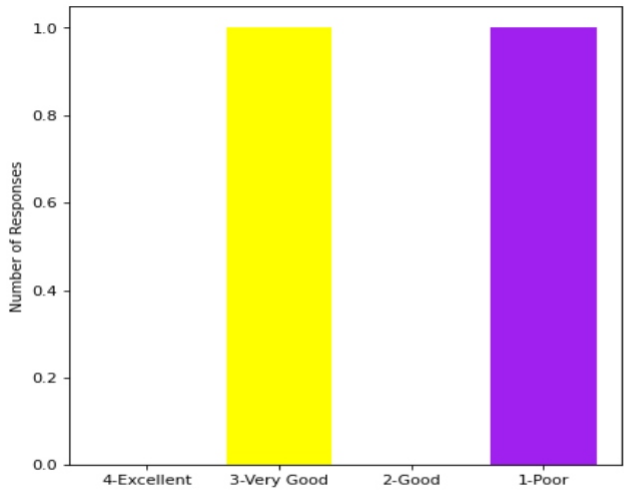


This is a computer generated statement and does not require a signature.