DR. B. C. ROY ENGINEERING COLLEGE, DURGAPUR

DEDICATED TO QUALITY EDUCATION

AFFILIATED TO MAKAUT | APPROVED BY AICTE | *NBA ACCREDITED | NAAC ACCREDITED

An Autonomous Institute

Semester End Survey

Academic Year: 2025-26

Department: CSE (CYBER SECURITY)

Semester: SECOND

Total number of students participated in the survey: 25

Feedback on Academics

1. The overall syllabus coverage in the class is to an extent of

4 – 85 to 100%: [5] = (20.0%) 3 – 70 to 84%: [10] = (40.0%) 2 – 50 to 69%: [8] = (32.0%) 1-Less than 50%: [2] = (8.0%)

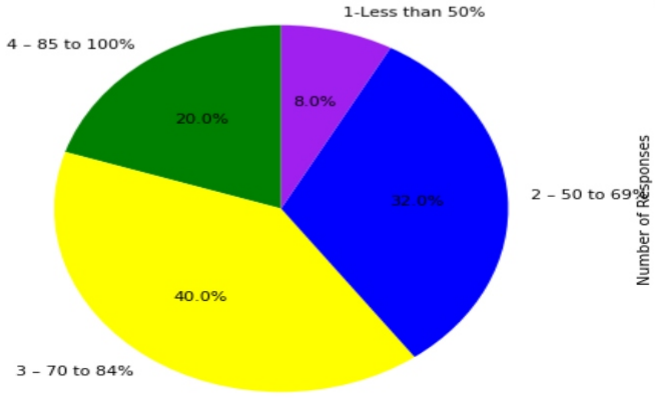

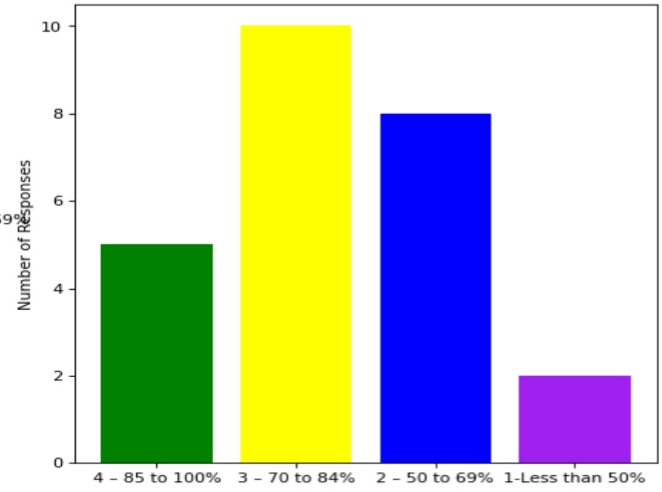

2. Teachers are prepared for the classes

4 –Thoroughly: [4] = (16.0%) 3 – Satisfactorily: [15] = (60.0%) 2 – Poorly: [0] = (0.0%) 1 – Indifferently: [6] = (24.0%)

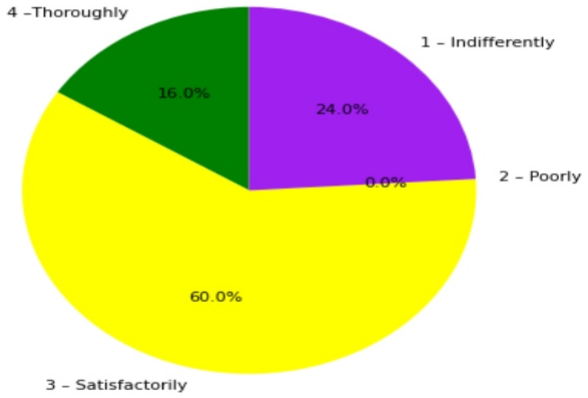

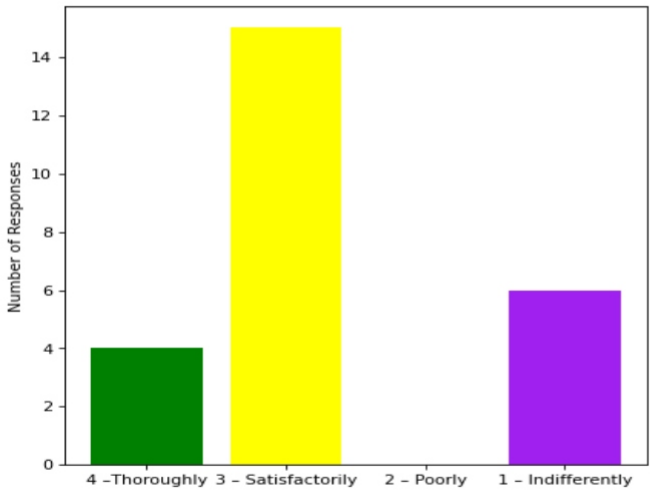

3. Communication of the teachers in the class and outside the class is

4 – Always effective: [5] = (20.0%) 3 – Sometimes effective: [12] = (48.0%) 2 – Just satisfactorily: [7] = (28.0%) 1– Not satisfactory: [1] = (4.0%)

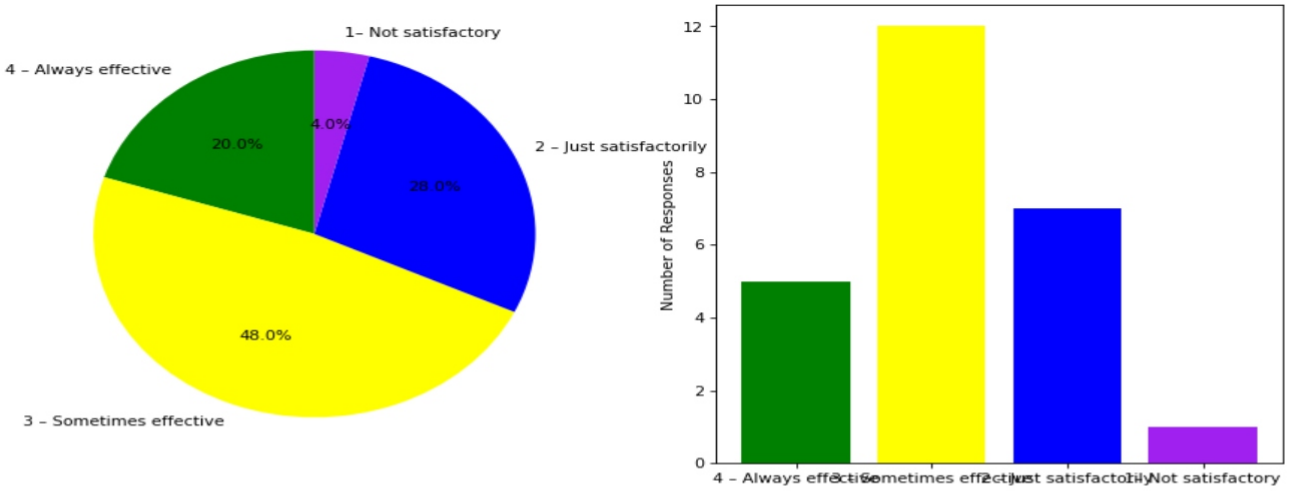

4. Overall learning environment in the classes and laboratories is

4– Excellent: [5] = (20.0%) 3 – Very good: [8] = (32.0%) 2 – Good: [8] = (32.0%) 1 – Fair: [4] = (16.0%)

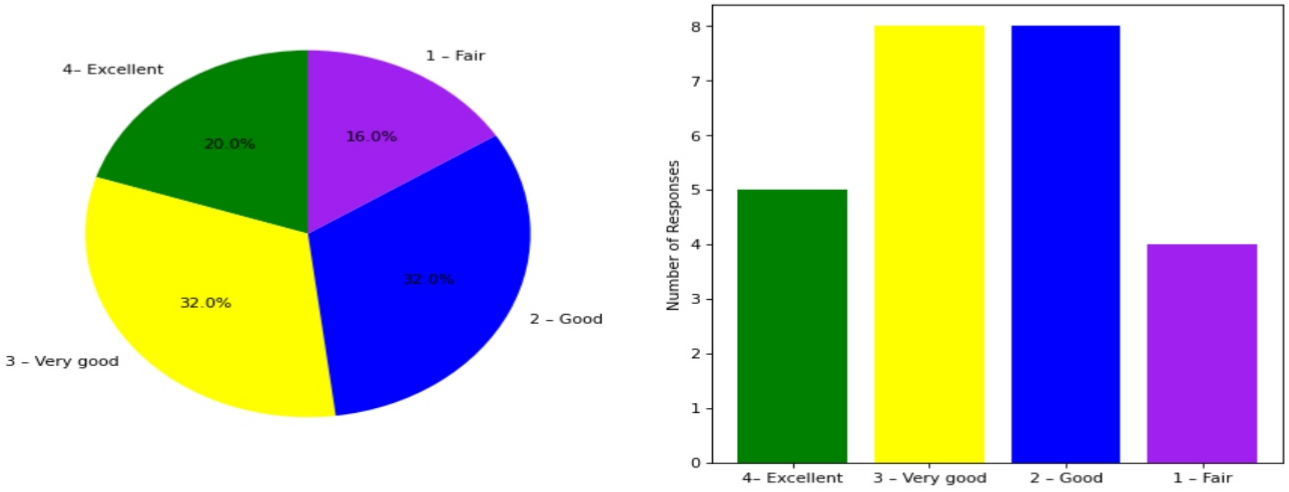

5. Fairness of the internal evaluation process by the teachers is

4 – Always fair: [3] = (12.0%) 3 – Usually fair: [18] = (72.0%) 2 – Sometimes unfair: [4] = (16.0%) 1 – Usually unfair: [0] = (0.0%)

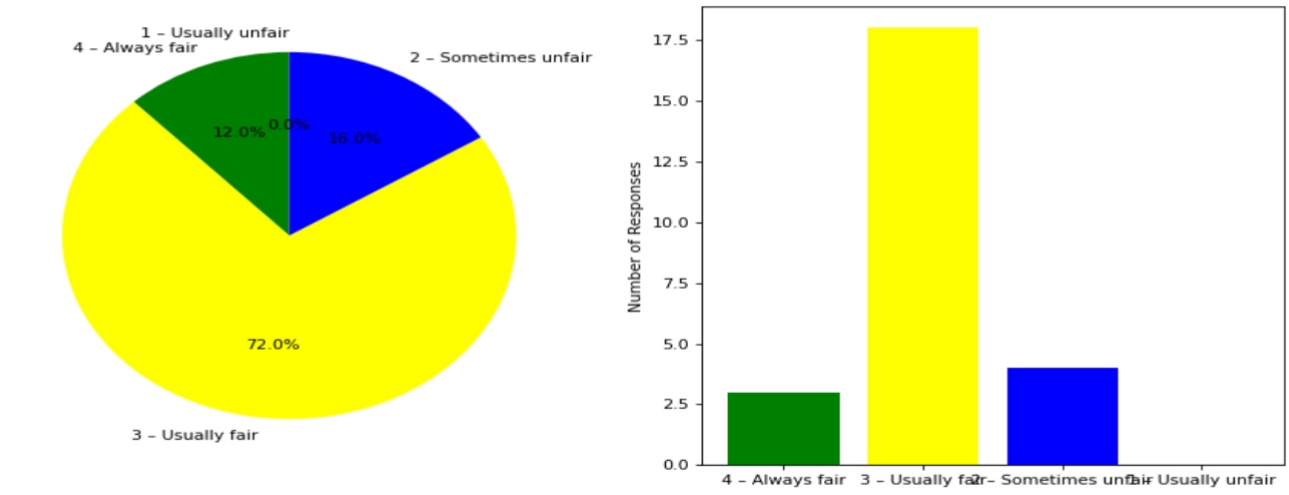

6. The performance in internal evaluations and laboratory experimentation is discussed with the students

4 – Every time: [5] = (20.0%) 3 – Usually: [13] = (52.0%) 2 – Occasionally/Sometimes: [4] = (16.0%) 1 – Rarely: [3] = (12.0%)

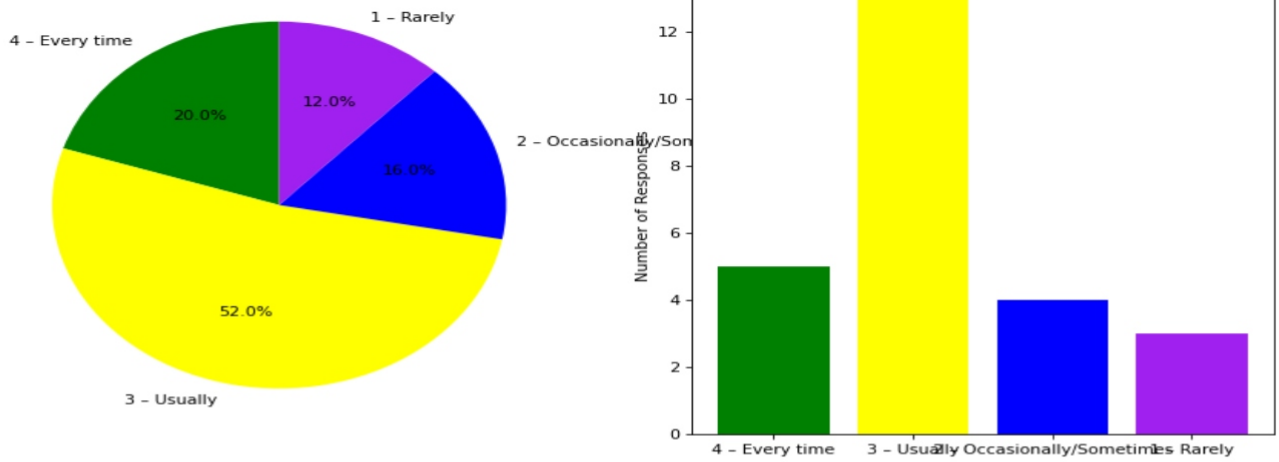

7. The teaching and mentoring process in the department supports the development of your cognitive, social, and emotional growth

4 – Significantly: [6] = (24.0%) 3 – Very well: [11] = (44.0%) 2 – Moderately: [5] = (20.0%) 1 – Marginally: [3] = (12.0%)

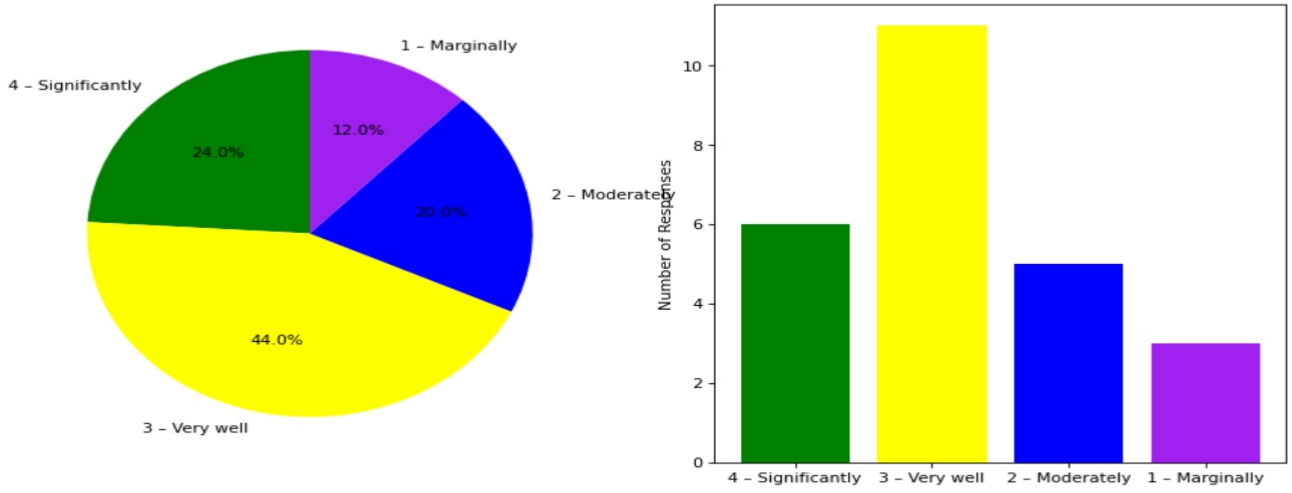

8. Teachers inform students about expected competencies, course outcomes , programme outcomes and overall system of outcome based education(OBE)

4 – Every time: [5] = (20.0%) 3 – Usually: [12] = (48.0%) 2– Occasionally/Sometimes: [6] = (24.0%) 1 – Rarely: [2] = (8.0%)

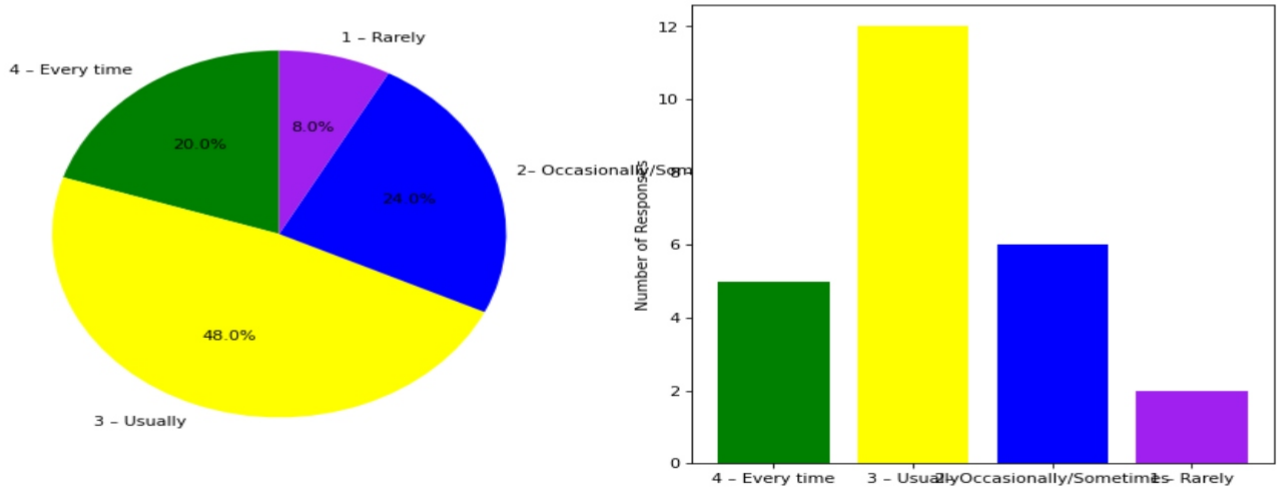

9. Your mentor interacts with you to encourage on your strengths and counsel you to overcome your weakness by identifying them

4 – Regularly: [6] = (24.0%) 3 – Usually: [12] = (48.0%) 2 – Occasionally/Sometimes: [4] = (16.0%) 1 – Rarely: [3] = (12.0%)

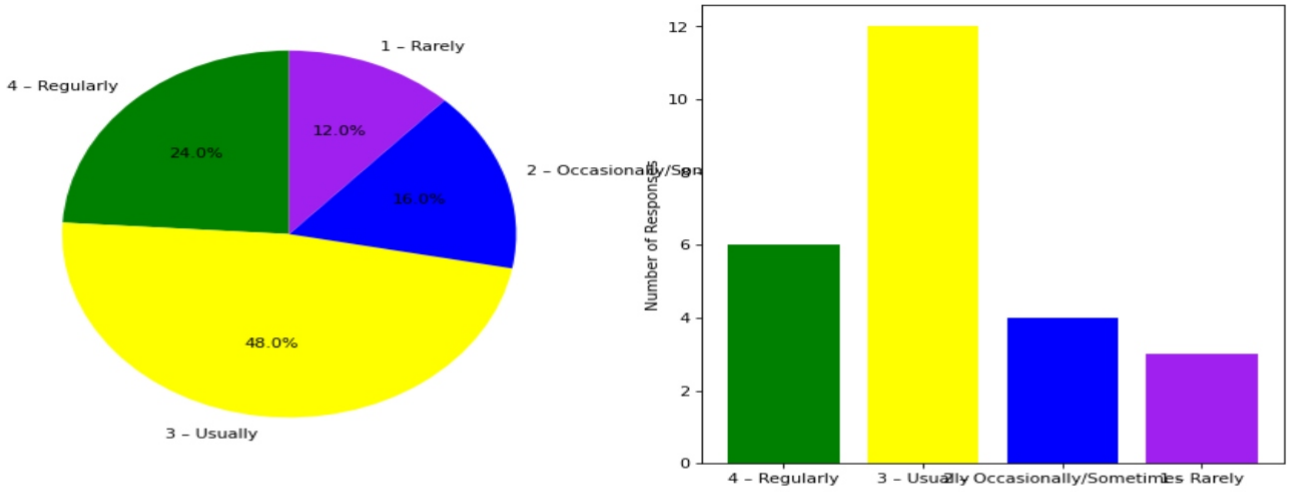

10. The teachers illustrate the concepts through examples and applications and use student centric methods, such as experiential learning, participative learning and problem solving methodologies for enhancing learning experiences

4 – Every time: [4] = (16.0%) 3 – Usually: [13] = (52.0%) 2 – Occasionally/Sometimes: [6] = (24.0%) 1 – Rarely: [2] = (8.0%)

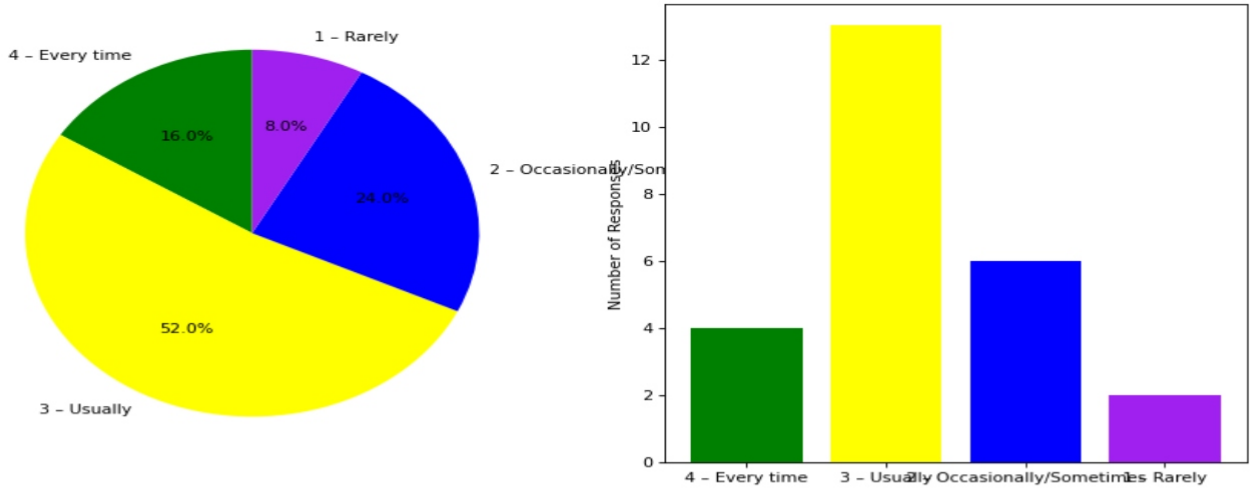

11. The institute takes active interest in promoting internship, field visit, organizes workshop/seminar/extracurricular/co-curricular activities and helps to inculcate soft skills, life skills and employability skills for the holistic development of the students

4 – Every time: [6] = (24.0%) 3 – Usually: [17] = (68.0%) 2 – Occasionally/Sometimes: [1] = (4.0%) 1 – Rarely: [1] = (4.0%)

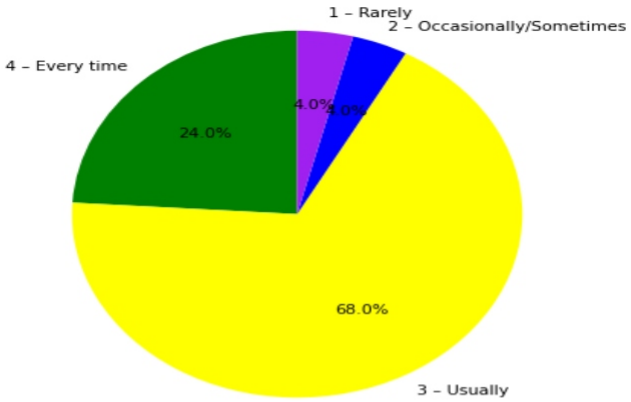

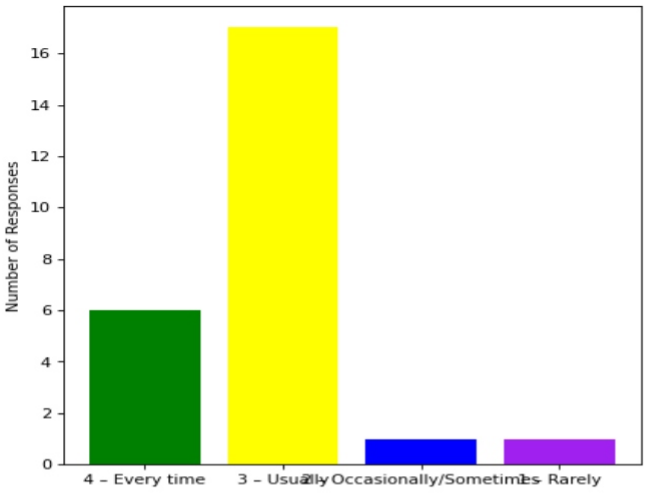

12. Percentage of teachers using ICT tools such as LCD projector, Multimedia, etc. while teaching

4 – Above 90%: [3] = (12.0%) 3 – 60 – 89%: [12] = (48.0%) 2 – 30 – 59%: [2] = (8.0%) 1 – Below 30%: [8] = (32.0%)

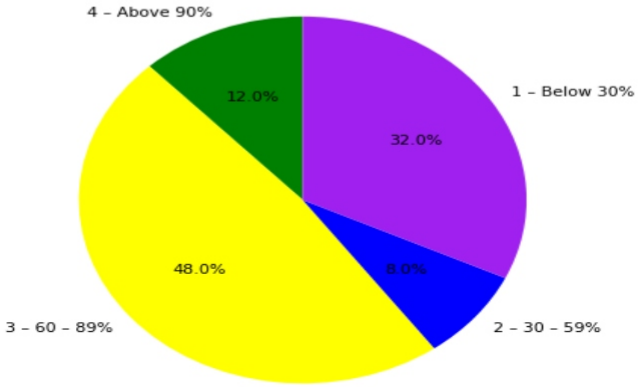

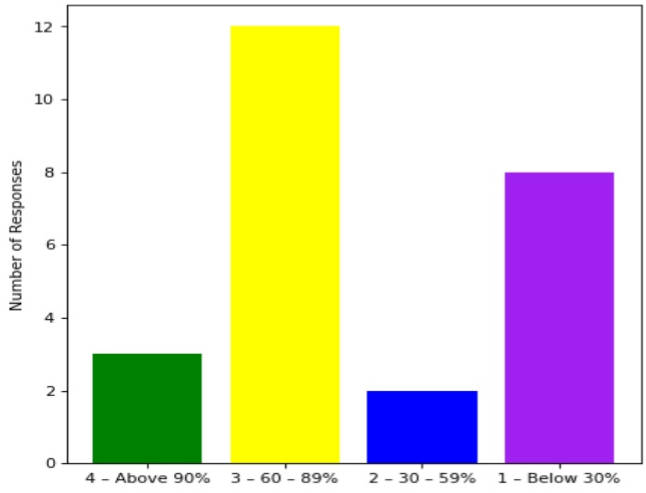

Feedback on Facilities

13. Class room facility

4-Excellent: [3] = (12.0%) 3-Very Good: [8] = (32.0%) 2-Good: [9] = (36.0%) 1-Poor: [5] = (20.0%)

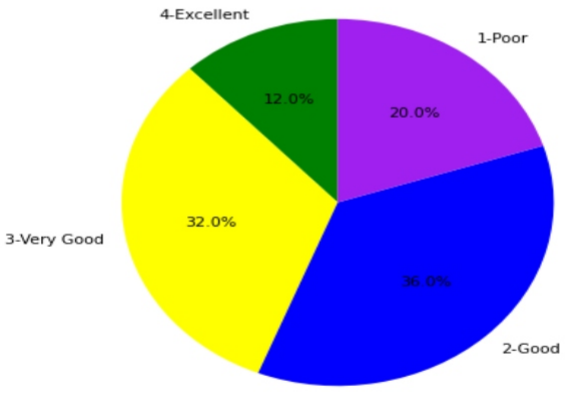

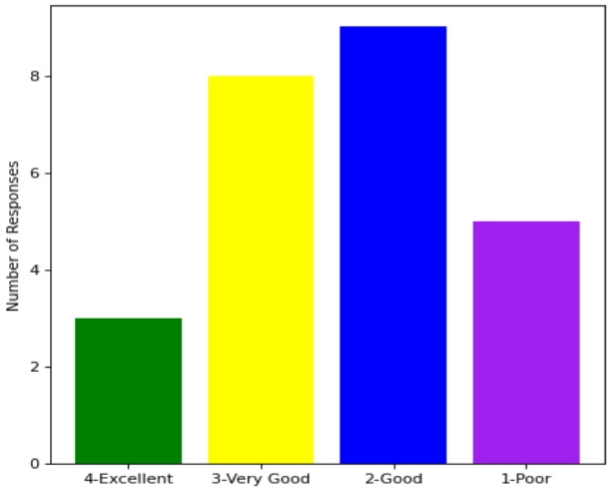

14. Laboratory facility

4-Excellent: [2] = (8.33%) 3-Very Good: [8] = (33.33%) 2-Good: [9] = (37.5%) 1-Poor: [5] = (20.83%)

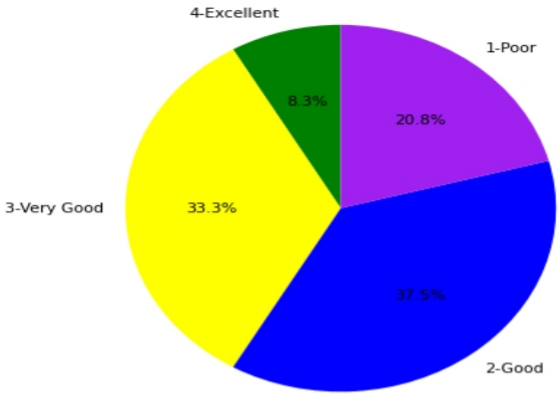

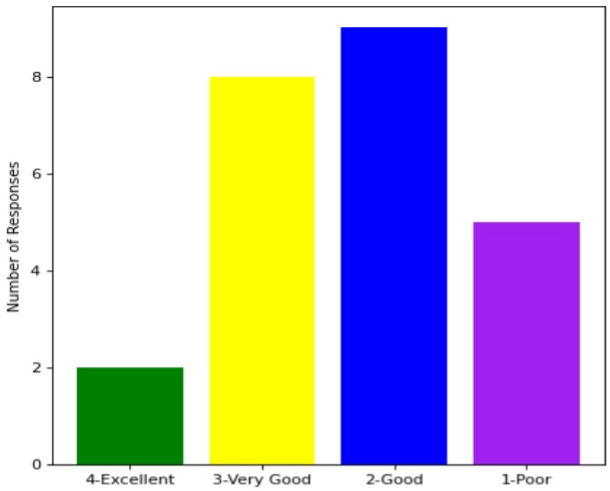

15. Library facility

4-Excellent: [5] = (20.83%) 3-Very Good: [9] = (37.5%) 2-Good: [8] = (33.33%) 1-Poor: [2] = (8.33%)

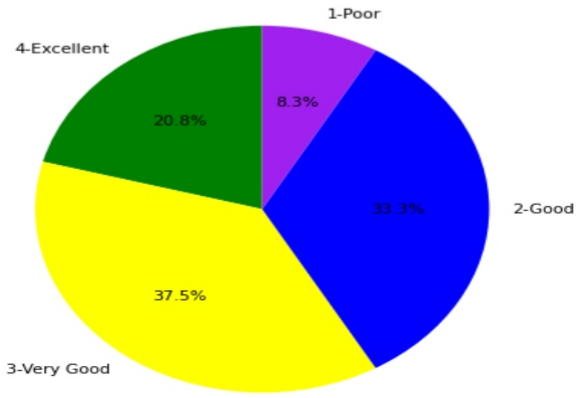

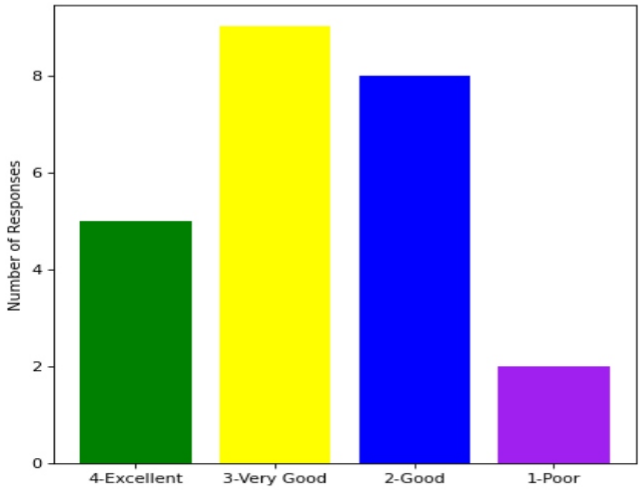

16. Hostel facility

4-Excellent: [1] = (4.17%) 3-Very Good: [5] = (20.83%) 2-Good: [14] = (58.33%) 1-Poor: [4] = (16.67%)

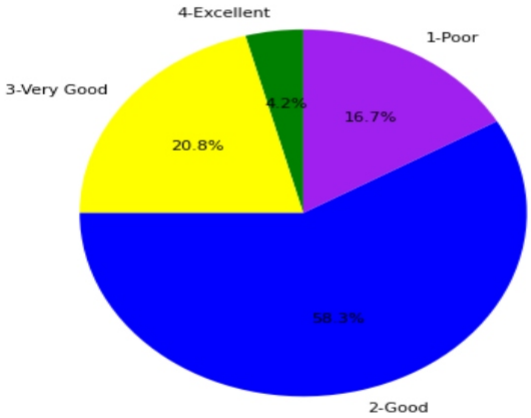

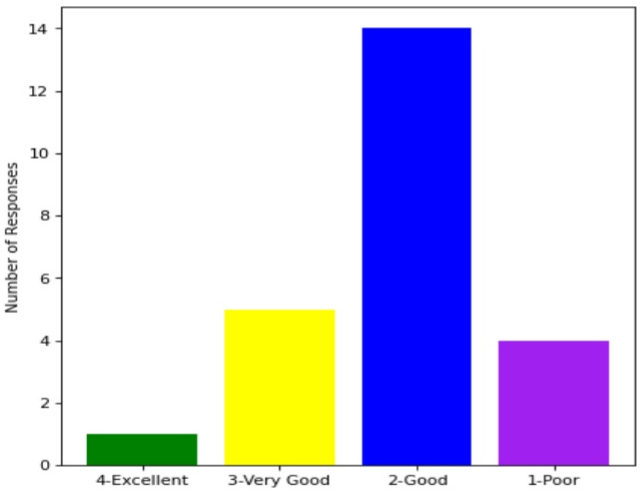

17. Sports facility

4-Excellent: [2] = (8.33%) 3-Very Good: [9] = (37.5%) 2-Good: [11] = (45.83%) 1-Poor: [2] = (8.33%)

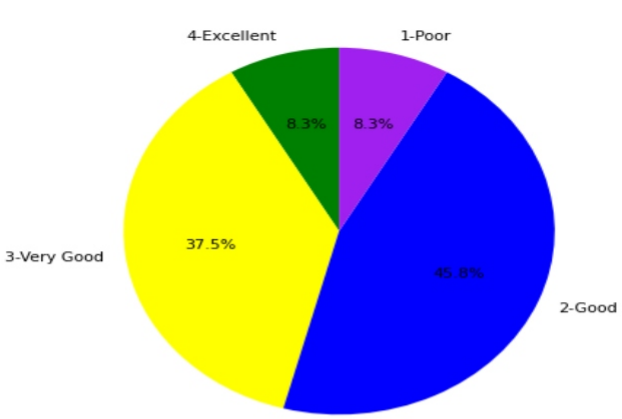

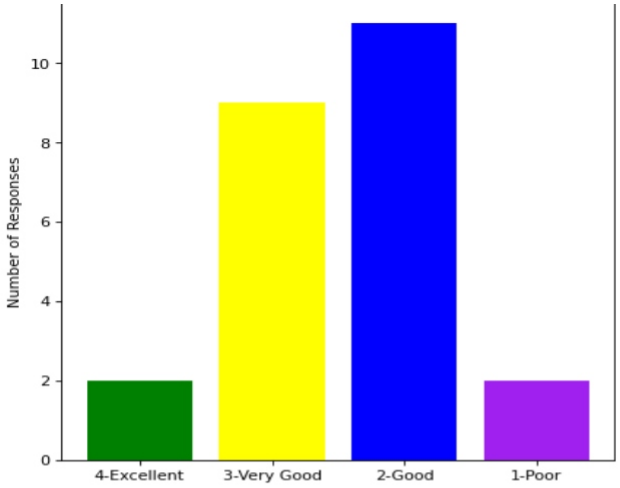

18. Water facility

4-Excellent: [2] = (8.0%) 3-Very Good: [5] = (20.0%) 2-Good: [8] = (32.0%) 1-Poor: [10] = (40.0%)

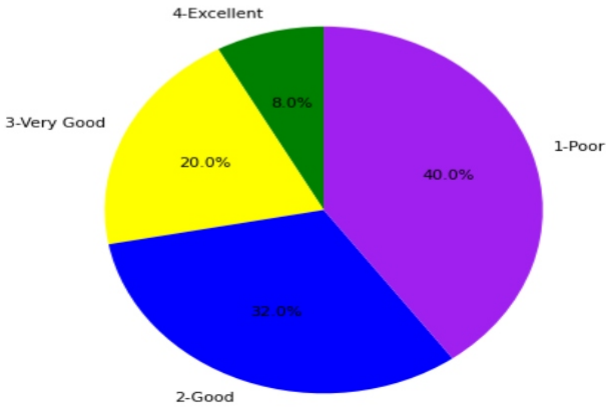

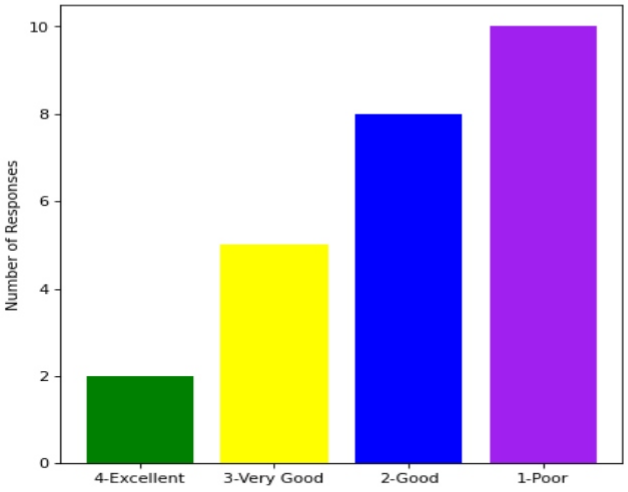

19. Cleanliness and Hygiene

4-Excellent: [1] = (4.0%) 3-Very Good: [4] = (16.0%) 2-Good: [9] = (36.0%) 1-Poor: [11] = (44.0%)

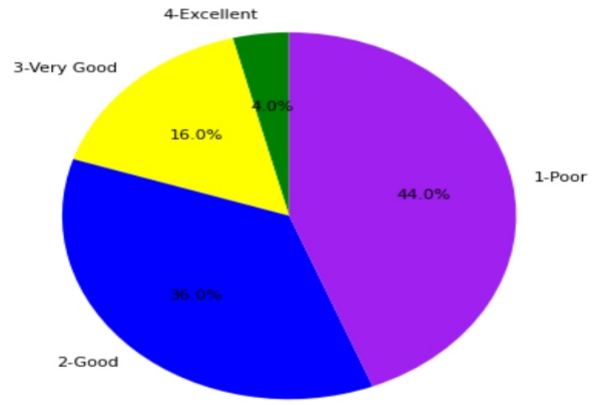

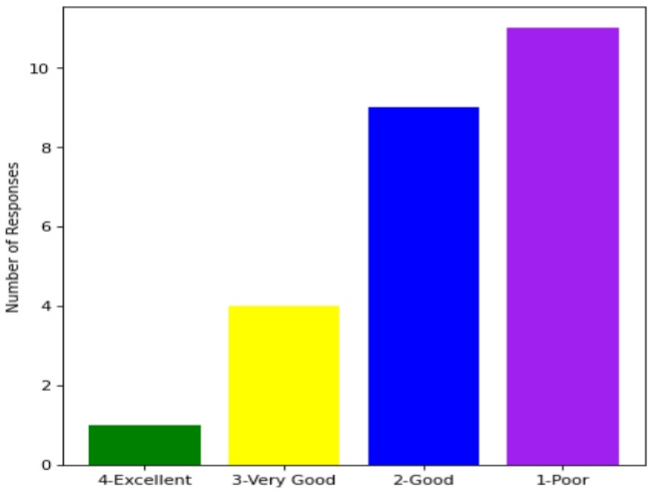

20. Canteen facility

4-Excellent: [3] = (12.0%) 3-Very Good: [5] = (20.0%) 2-Good: [12] = (48.0%) 1-Poor: [5] = (20.0%)

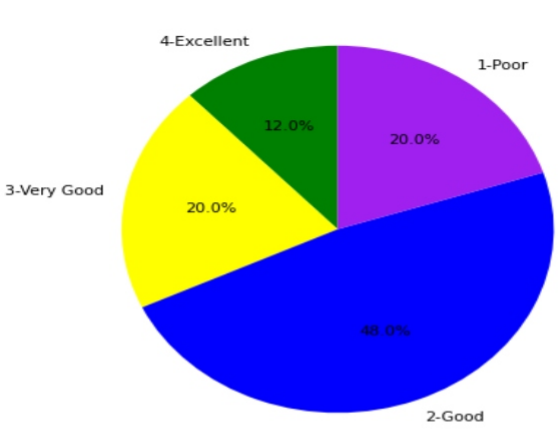

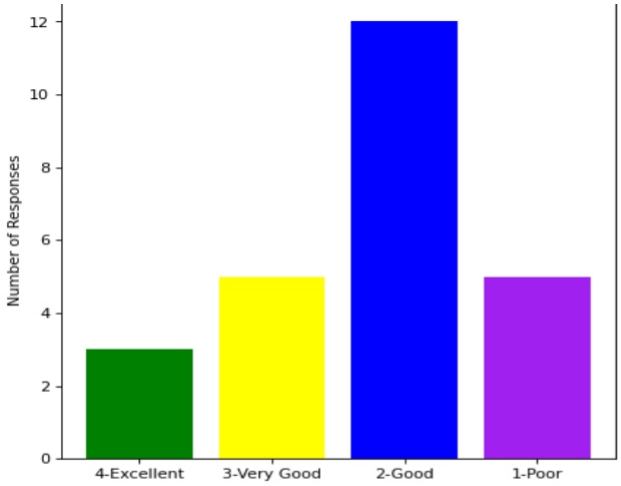

21. Internet facility

4-Excellent: [2] = (8.0%) 3-Very Good: [6] = (24.0%) 2-Good: [12] = (48.0%) 1-Poor: [5] = (20.0%)

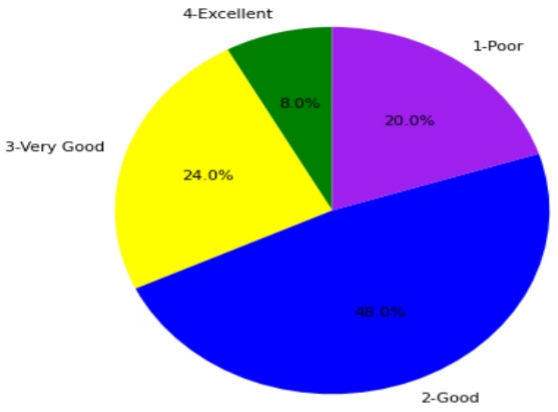

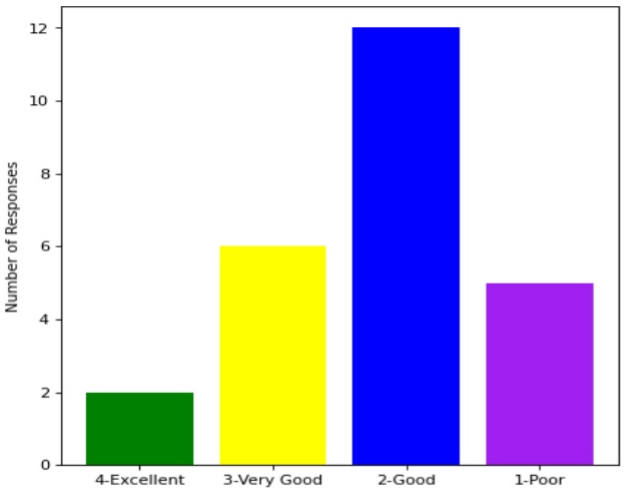

This is a computer generated statement and does not require a signature.