DR. B. C. ROY ENGINEERING COLLEGE, DURGAPUR

DEDICATED TO QUALITY EDUCATION

AFFILIATED TO MAKAUT | APPROVED BY AICTE | *NBA ACCREDITED | NAAC ACCREDITED

An Autonomous Institute

Semester End Survey

Academic Year: 2025-26

Department: ME

Semester: FOURTH

Total number of students participated in the survey: 38

Feedback on Academics

1. The overall syllabus coverage in the class is to an extent of

4 – 85 to 100%: [33] = (86.84%) 3 – 70 to 84%: [4] = (10.53%) 2 – 50 to 69%: [1] = (2.63%) 1-Less than 50%: [0] = (0.0%)

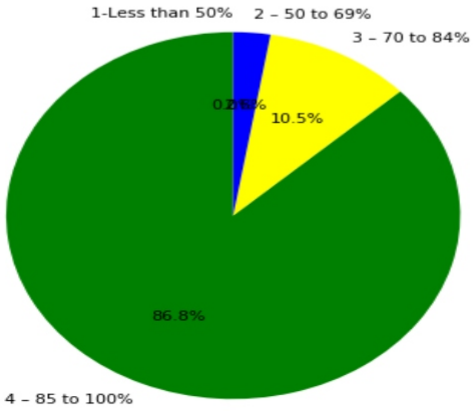

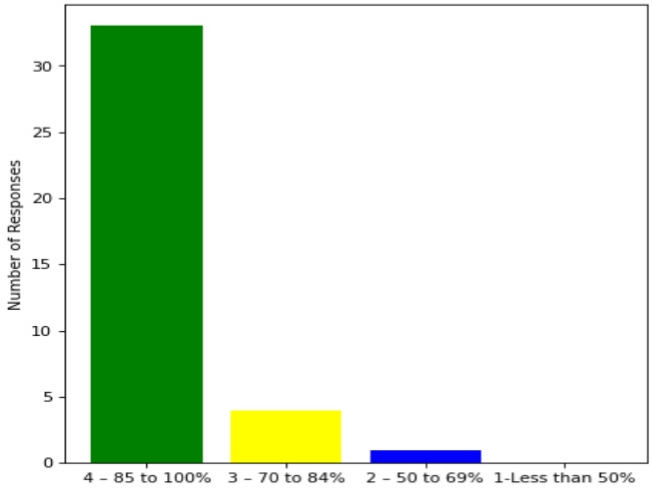

2. Teachers are prepared for the classes

4 –Thoroughly: [32] = (84.21%) 3 – Satisfactorily: [5] = (13.16%) 2 – Poorly: [0] = (0.0%) 1 – Indifferently: [1] = (2.63%)

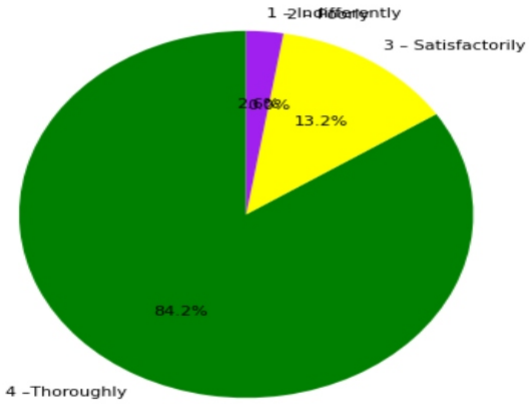

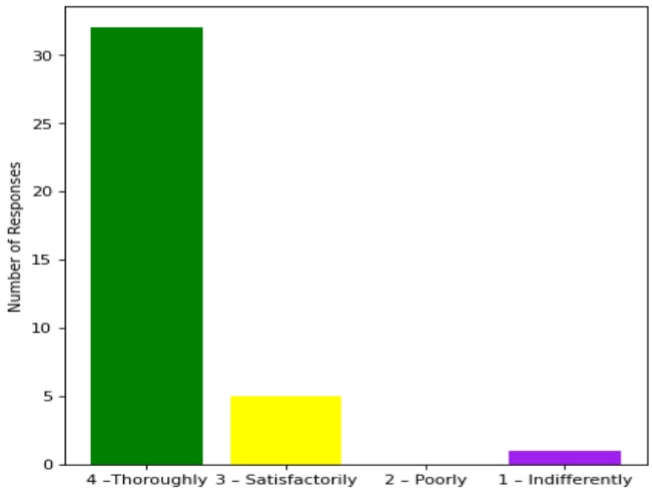

3. Communication of the teachers in the class and outside the class is

4 – Always effective: [34] = (89.47%) 3 – Sometimes effective: [3] = (7.89%) 2 – Just satisfactorily: [0] = (0.0%) 1– Not satisfactory: [1] = (2.63%)

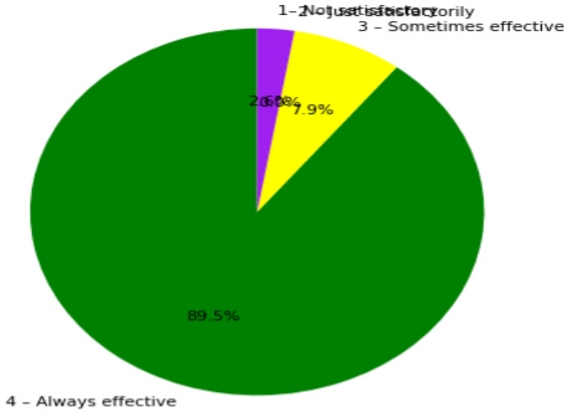

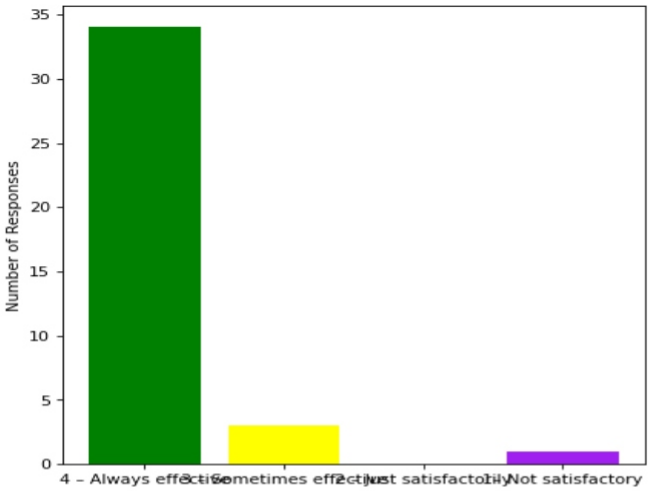

4. Overall learning environment in the classes and laboratories is

4– Excellent: [32] = (84.21%) 3 – Very good: [4] = (10.53%) 2 – Good: [1] = (2.63%) 1 – Fair: [1] = (2.63%)

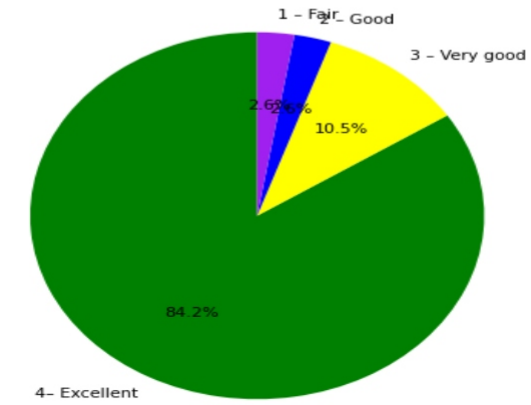

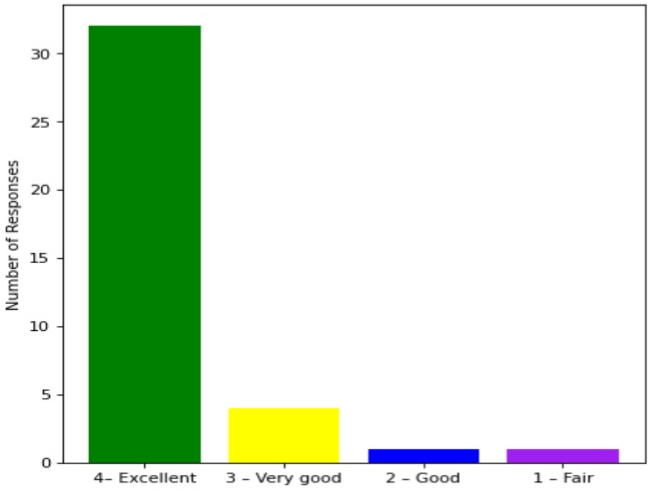

5. Fairness of the internal evaluation process by the teachers is

4 – Always fair: [32] = (84.21%) 3 – Usually fair: [5] = (13.16%) 2 – Sometimes unfair: [0] = (0.0%) 1 – Usually unfair: [1] = (2.63%)

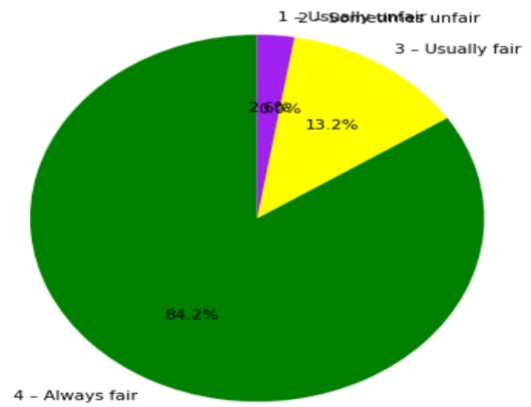

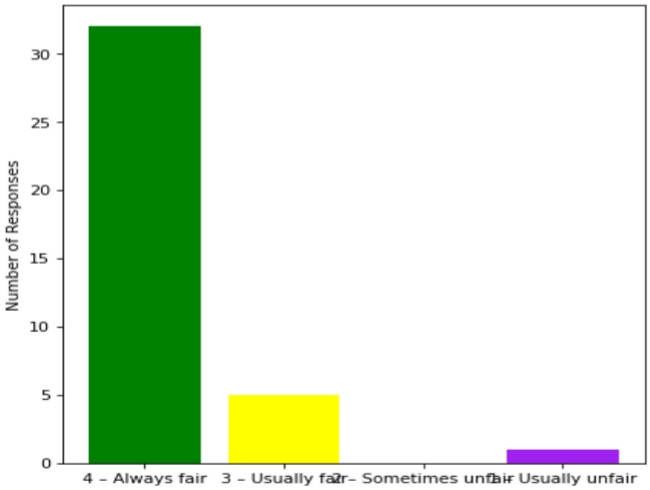

6. The performance in internal evaluations and laboratory experimentation is discussed with the students

4 – Every time: [31] = (81.58%) 3 – Usually: [6] = (15.79%) 2 – Occasionally/Sometimes: [1] = (2.63%) 1 – Rarely: [0] = (0.0%)

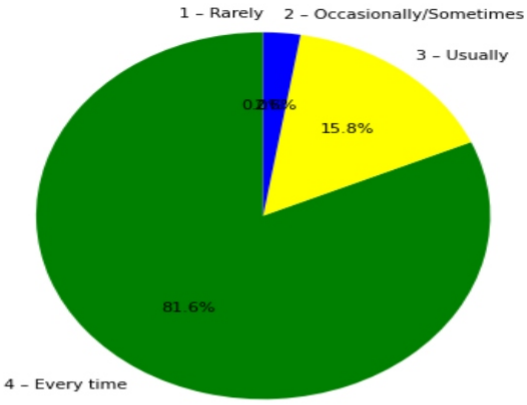

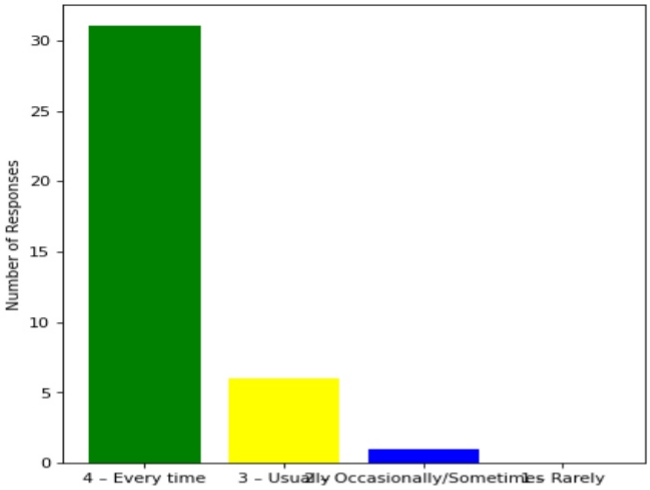

7. The teaching and mentoring process in the department supports the development of your cognitive, social, and emotional growth

4 – Significantly: [29] = (76.32%) 3 – Very well: [7] = (18.42%) 2 – Moderately: [1] = (2.63%) 1 – Marginally: [1] = (2.63%)

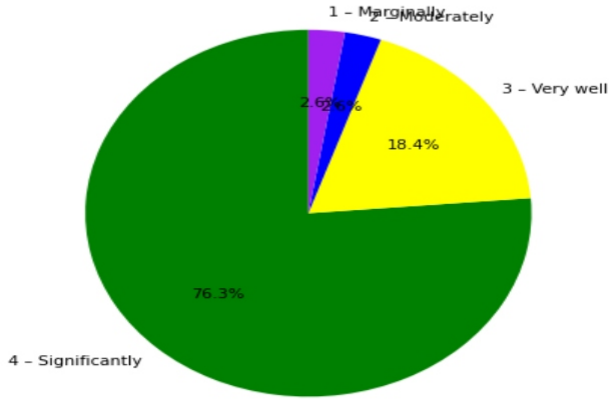

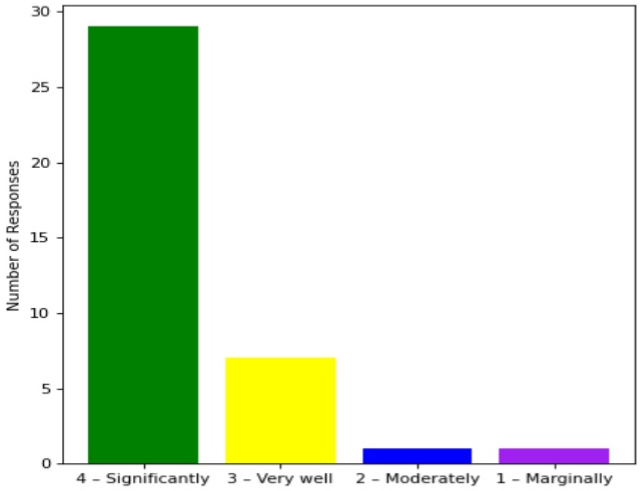

8. Teachers inform students about expected competencies, course outcomes , programme outcomes and overall system of outcome based education(OBE)

4 – Every time: [34] = (89.47%) 3 – Usually: [4] = (10.53%) 2– Occasionally/Sometimes: [0] = (0.0%) 1 – Rarely: [0] = (0.0%)

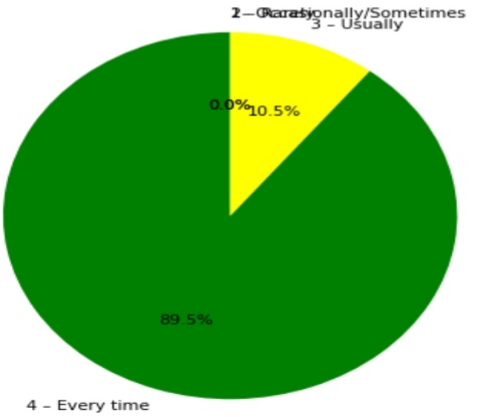

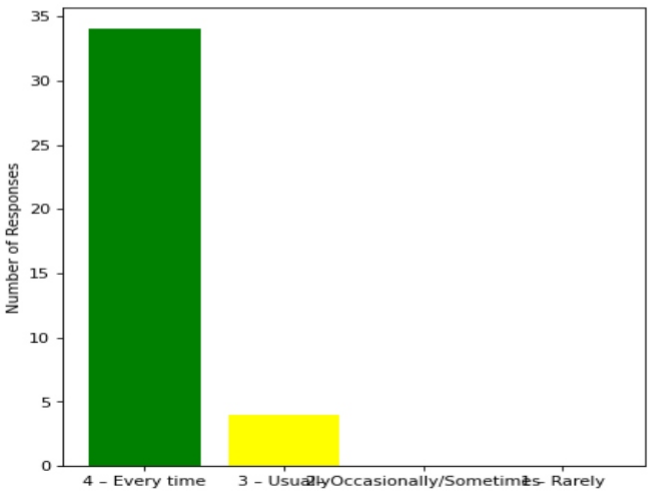

9. Your mentor interacts with you to encourage on your strengths and counsel you to overcome your weakness by identifying them

4 – Regularly: [29] = (76.32%) 3 – Usually: [7] = (18.42%) 2 – Occasionally/Sometimes: [1] = (2.63%) 1 – Rarely: [1] = (2.63%)

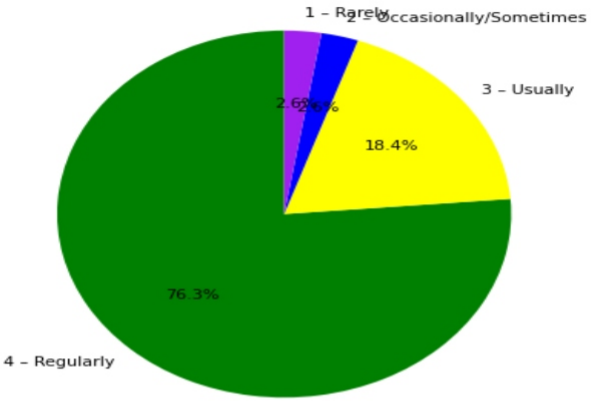

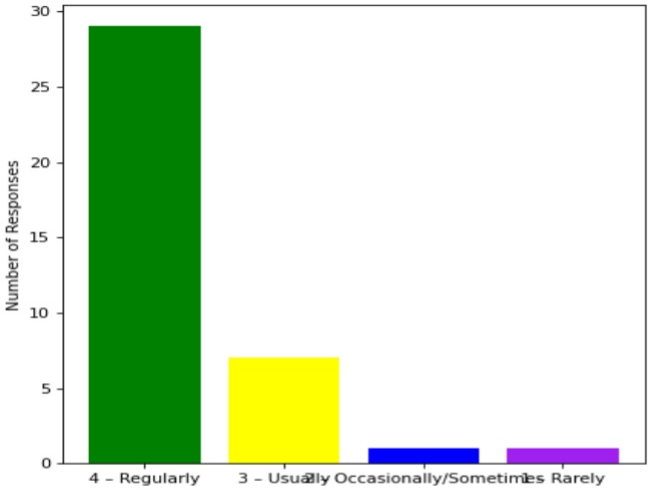

10. The teachers illustrate the concepts through examples and applications and use student centric methods, such as experiential learning, participative learning and problem solving methodologies for enhancing learning experiences

4 – Every time: [31] = (79.49%) 3 – Usually: [7] = (17.95%) 2 – Occasionally/Sometimes: [0] = (0.0%) 1 – Rarely: [1] = (2.56%)

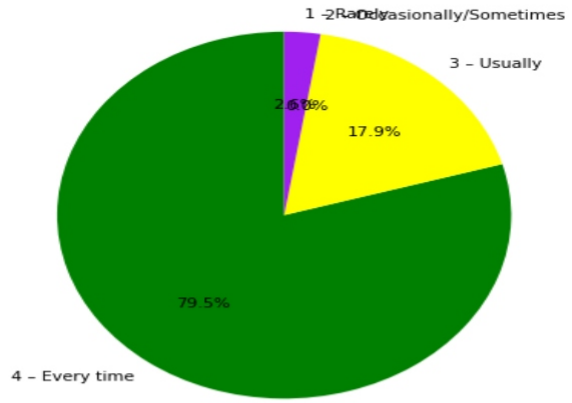

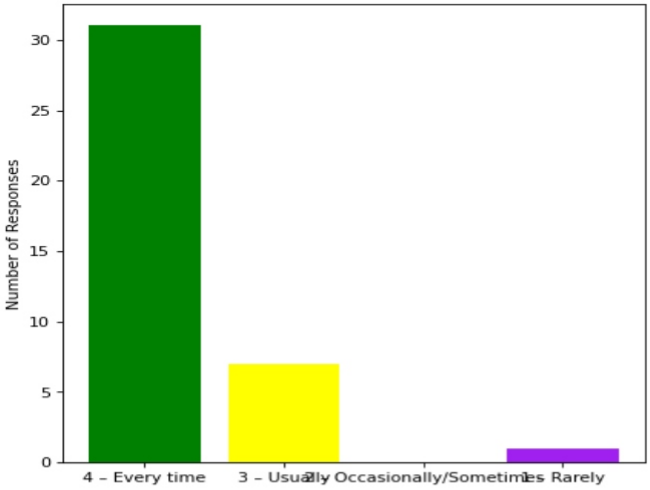

11. The institute takes active interest in promoting internship, field visit, organizes workshop/seminar/extracurricular/co-curricular activities and helps to inculcate soft skills, life skills and employability skills for the holistic development of the students

4 – Every time: [31] = (79.49%) 3 – Usually: [7] = (17.95%) 2 – Occasionally/Sometimes: [1] = (2.56%) 1 – Rarely: [0] = (0.0%)

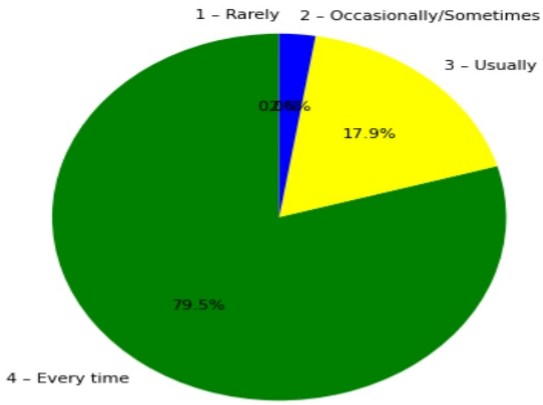

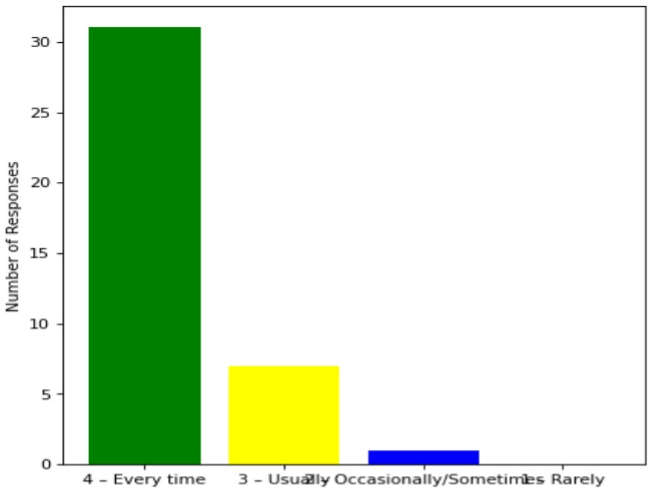

12. Percentage of teachers using ICT tools such as LCD projector, Multimedia, etc. while teaching

4 – Above 90%: [33] = (89.19%) 3 – 60 – 89%: [2] = (5.41%) 2 – 30 – 59%: [2] = (5.41%) 1 – Below 30%: [0] = (0.0%)

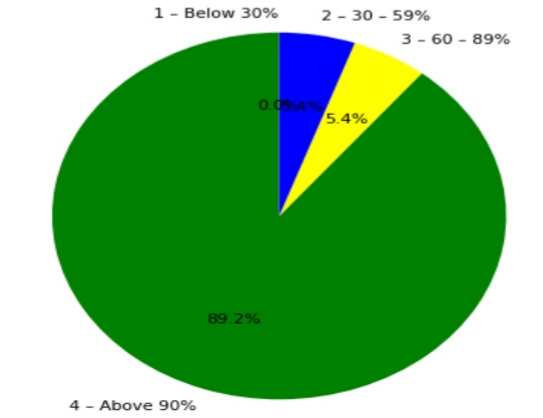

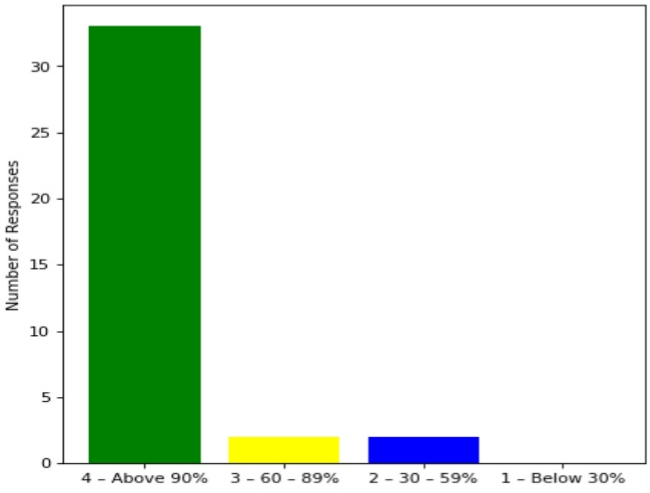

Feedback on Facilities

13. Class room facility

4-Excellent: [30] = (78.95%) 3-Very Good: [6] = (15.79%) 2-Good: [2] = (5.26%) 1-Poor: [0] = (0.0%)

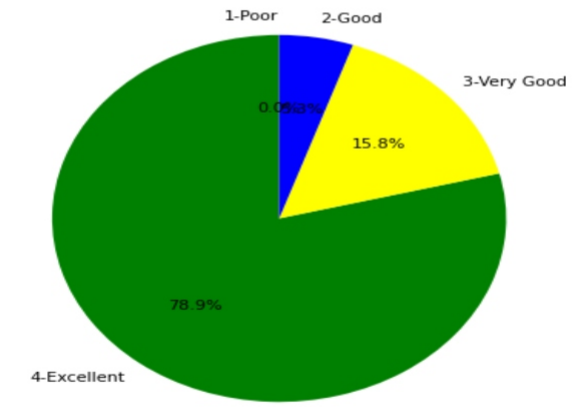

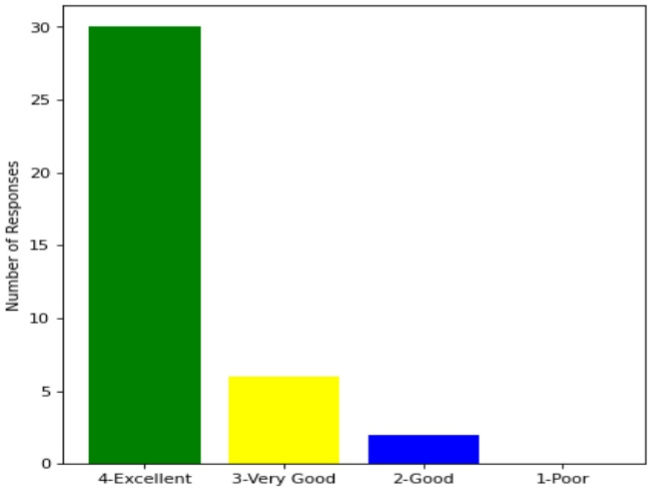

14. Laboratory facility

4-Excellent: [30] = (78.95%) 3-Very Good: [5] = (13.16%) 2-Good: [3] = (7.89%) 1-Poor: [0] = (0.0%)

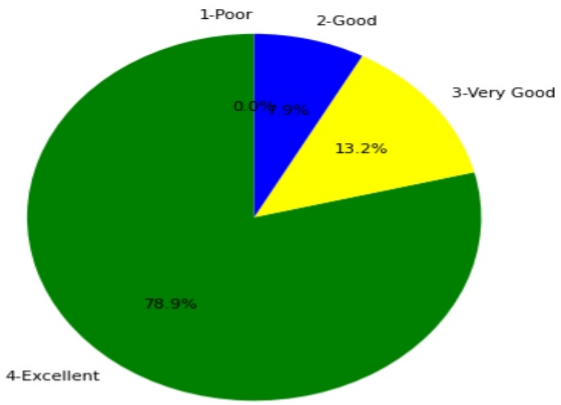

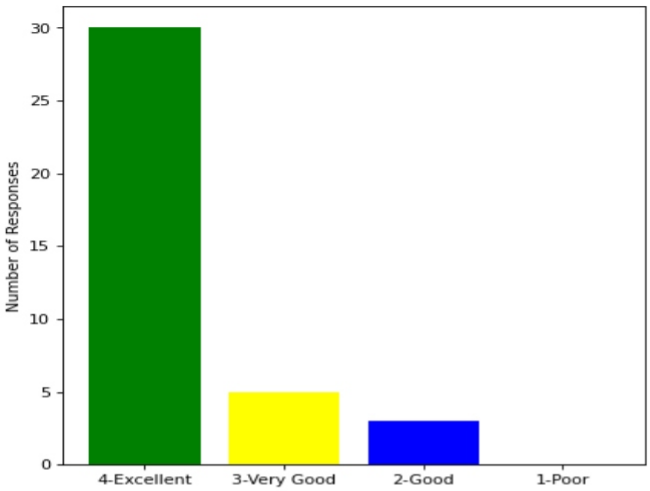

15. Library facility

4-Excellent: [23] = (62.16%) 3-Very Good: [12] = (32.43%) 2-Good: [2] = (5.41%) 1-Poor: [0] = (0.0%)

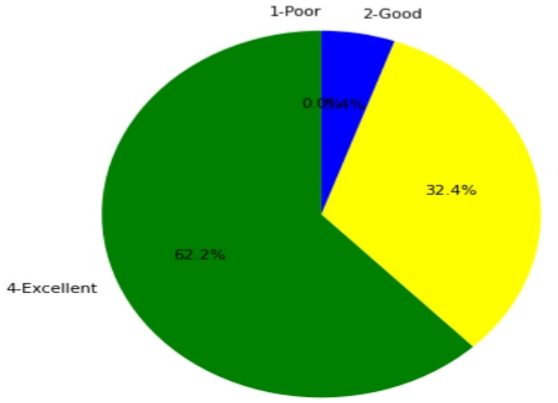

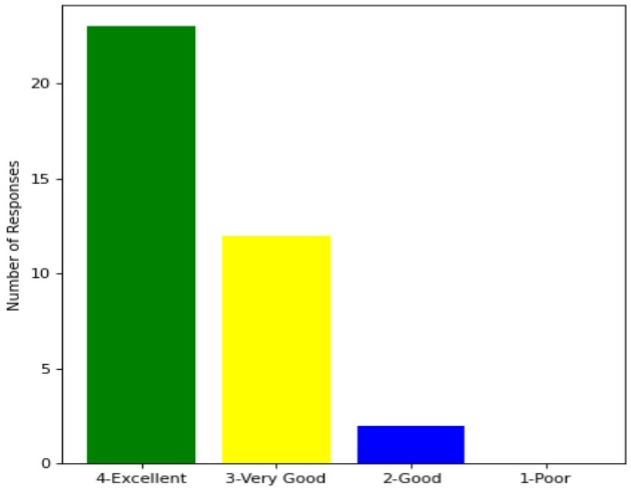

16. Hostel facility

4-Excellent: [24] = (63.16%) 3-Very Good: [8] = (21.05%) 2-Good: [5] = (13.16%) 1-Poor: [1] = (2.63%)

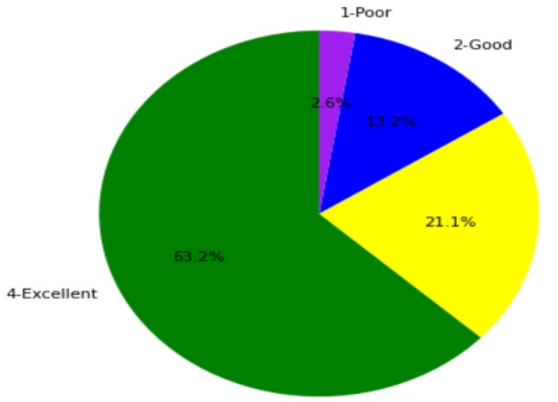

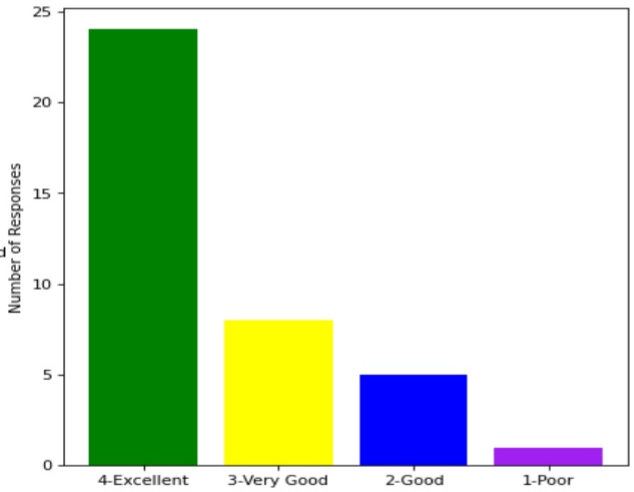

17. Sports facility

4-Excellent: [25] = (65.79%) 3-Very Good: [7] = (18.42%) 2-Good: [6] = (15.79%) 1-Poor: [0] = (0.0%)

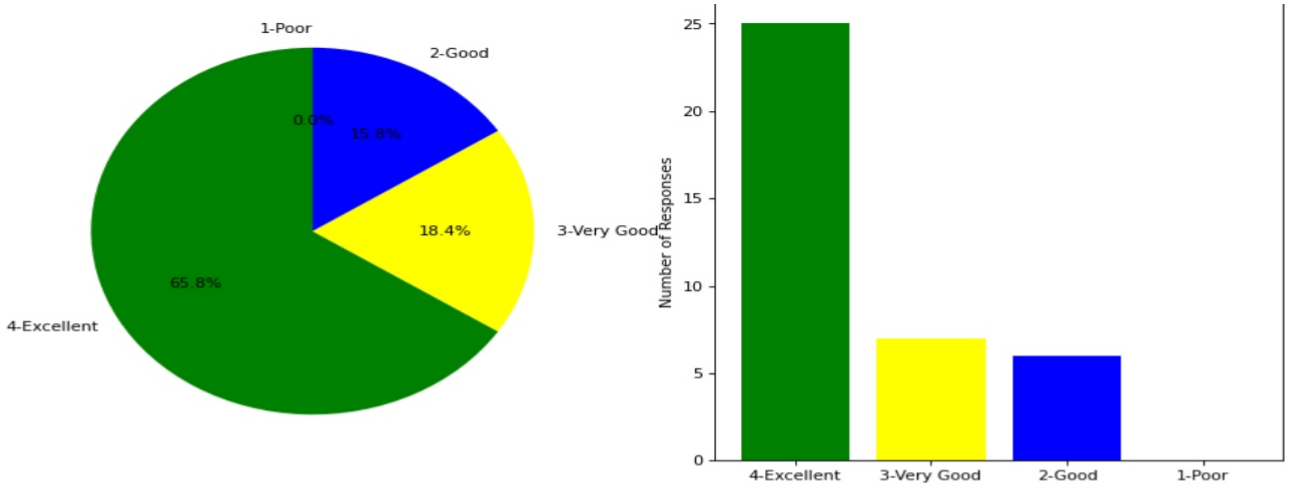

18. Water facility

4-Excellent: [27] = (71.05%) 3-Very Good: [8] = (21.05%) 2-Good: [2] = (5.26%) 1-Poor: [1] = (2.63%)

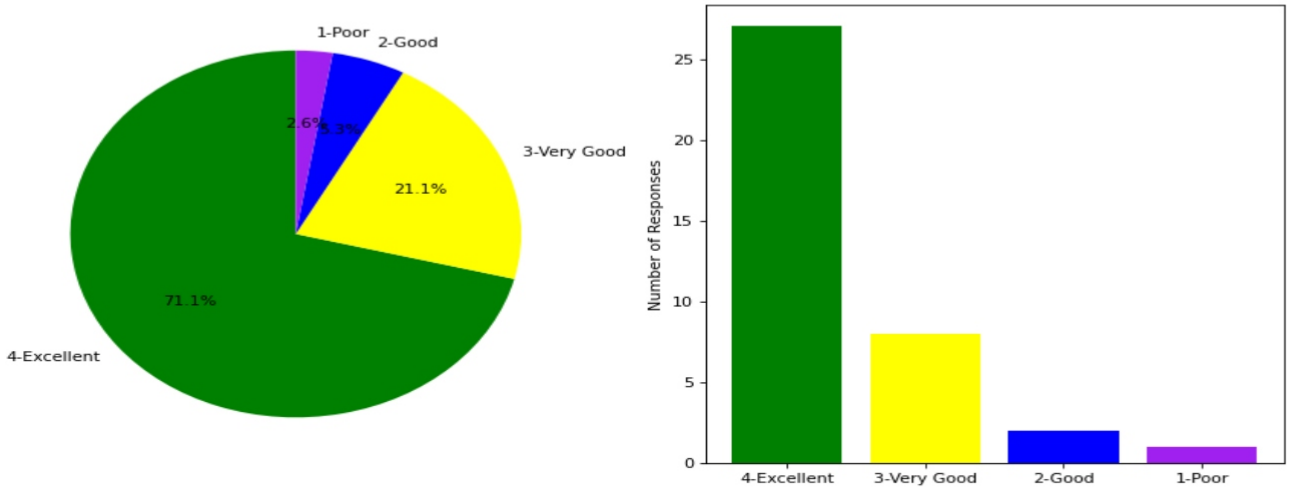

19. Cleanliness and Hygiene

4-Excellent: [26] = (68.42%) 3-Very Good: [5] = (13.16%) 2-Good: [2] = (5.26%) 1-Poor: [5] = (13.16%)

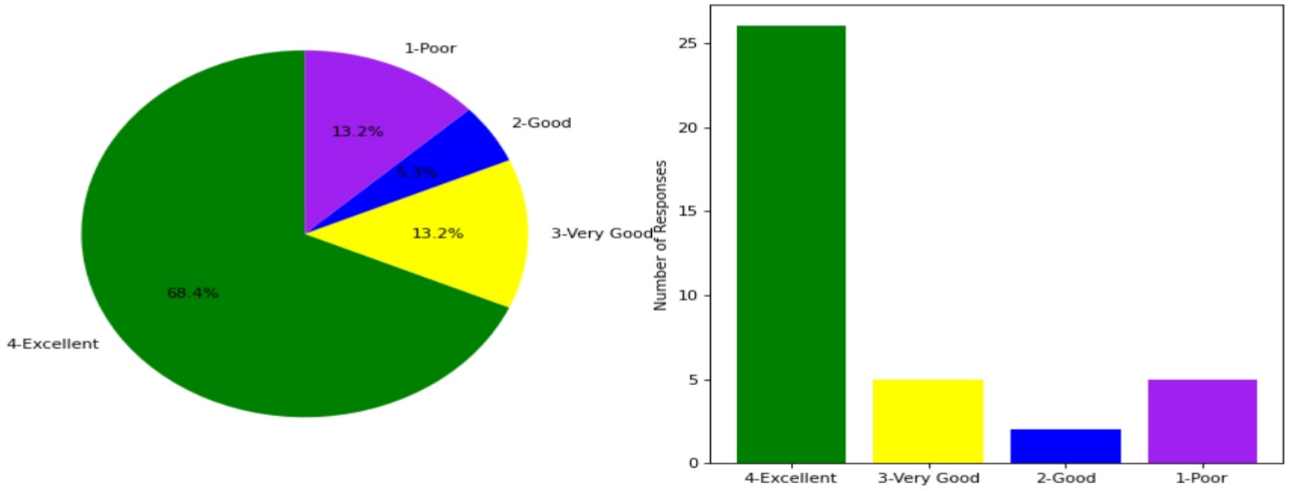

20. Canteen facility

4-Excellent: [25] = (65.79%) 3-Very Good: [12] = (31.58%) 2-Good: [1] = (2.63%) 1-Poor: [0] = (0.0%)

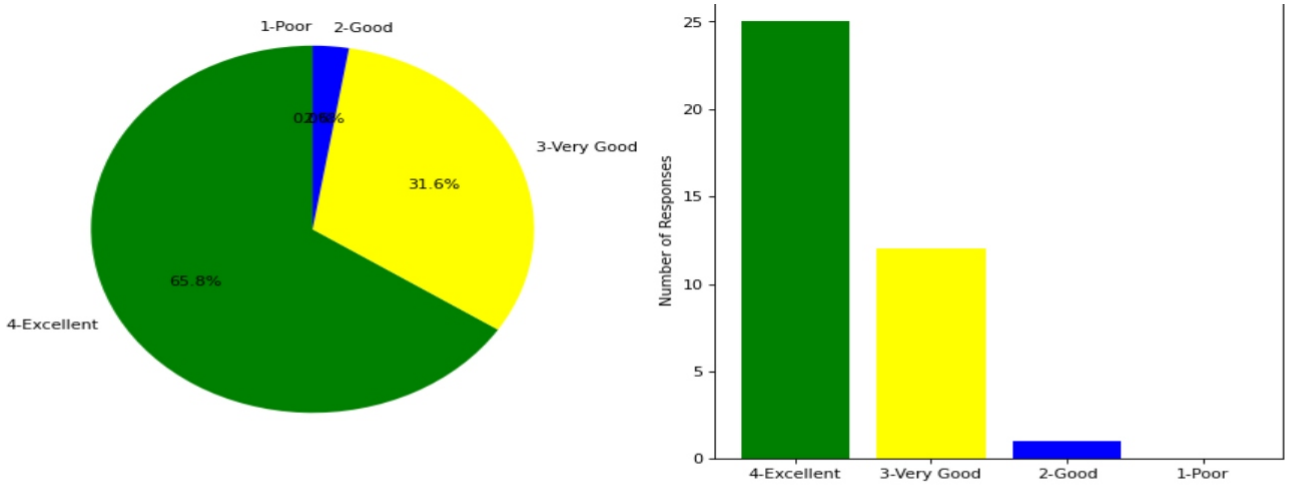

21. Internet facility

4-Excellent: [26] = (68.42%) 3-Very Good: [6] = (15.79%) 2-Good: [3] = (7.89%) 1-Poor: [3] = (7.89%)

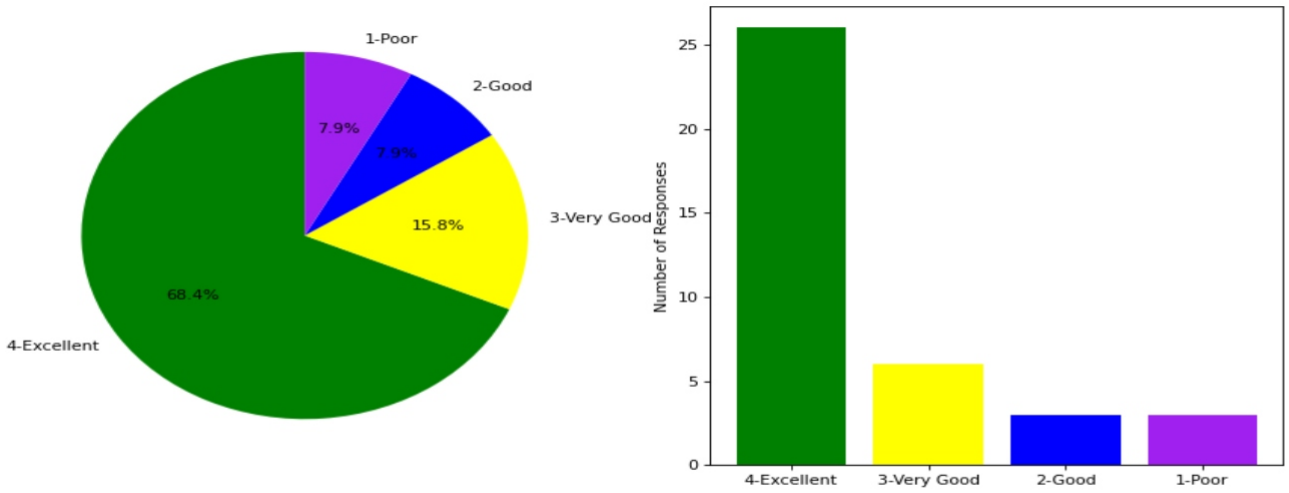

This is a computer generated statement and does not require a signature.