DR. B. C. ROY ENGINEERING COLLEGE, DURGAPUR

DEDICATED TO QUALITY EDUCATION

AFFILIATED TO MAKAUT | APPROVED BY AICTE | *NBA ACCREDITED | NAAC ACCREDITED

An Autonomous Institute

Semester End Survey

Academic Year: 2025-26

Department: EE

Semester: FOURTH

Total number of students participated in the survey: 79

Feedback on Academics

1. The overall syllabus coverage in the class is to an extent of

4 – 85 to 100%: [33] = (41.77%) 3 – 70 to 84%: [36] = (45.57%) 2 – 50 to 69%: [7] = (8.86%) 1-Less than 50%: [3] = (3.8%)

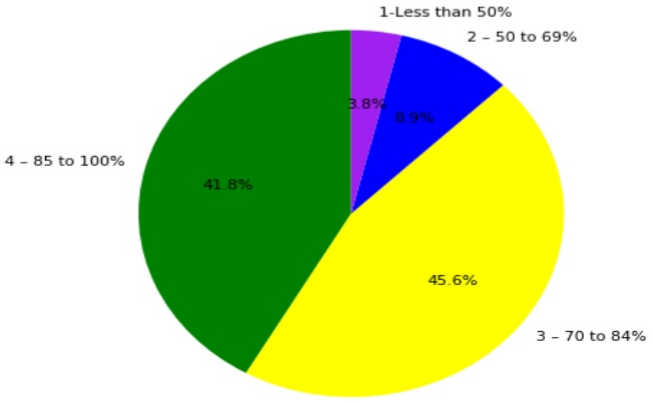

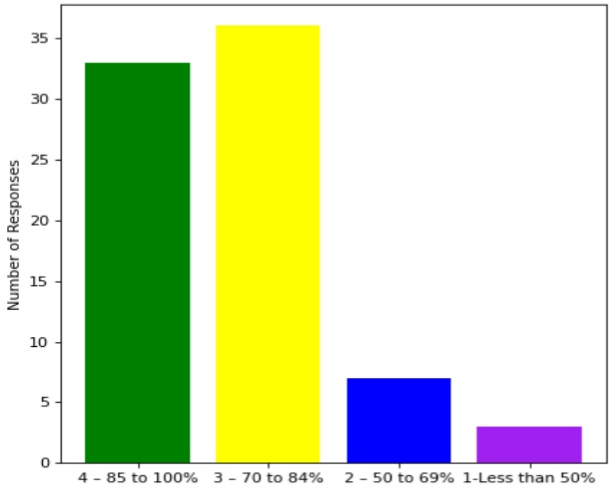

2. Teachers are prepared for the classes

4 –Thoroughly: [35] = (44.87%) 3 – Satisfactorily: [35] = (44.87%) 2 – Poorly: [0] = (0.0%) 1 – Indifferently: [8] = (10.26%)

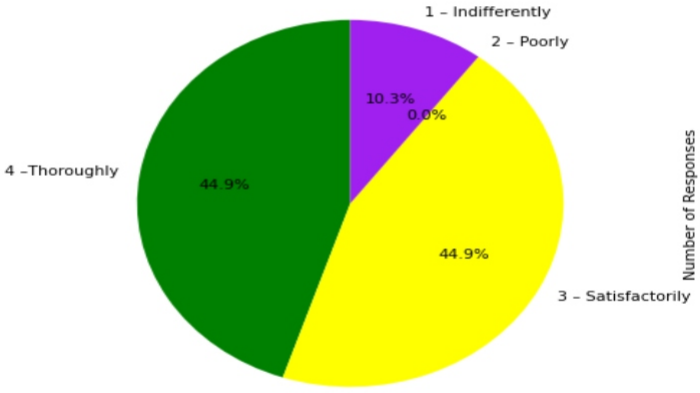

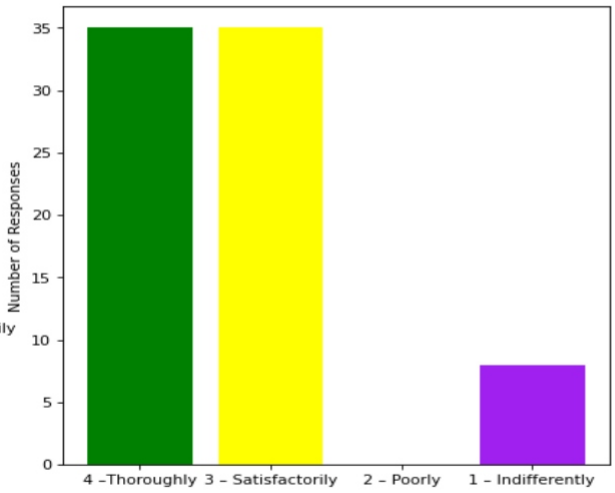

3. Communication of the teachers in the class and outside the class is

4 – Always effective: [40] = (50.63%) 3 – Sometimes effective: [34] = (43.04%) 2 – Just satisfactorily: [5] = (6.33%) 1– Not satisfactory: [0] = (0.0%)

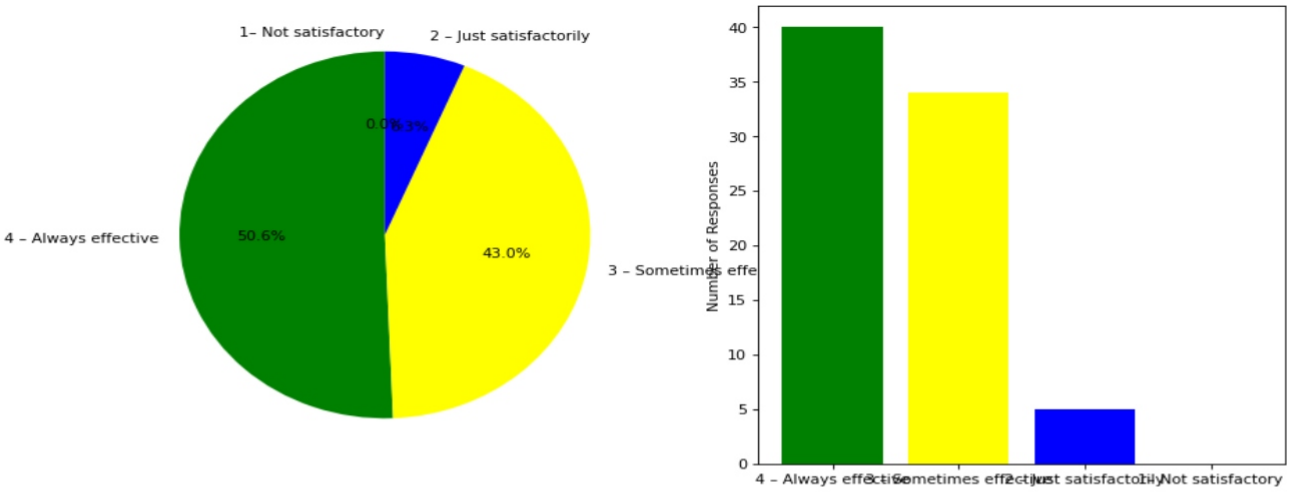

4. Overall learning environment in the classes and laboratories is

4– Excellent: [35] = (44.3%) 3 – Very good: [33] = (41.77%) 2 – Good: [9] = (11.39%) 1 – Fair: [2] = (2.53%)

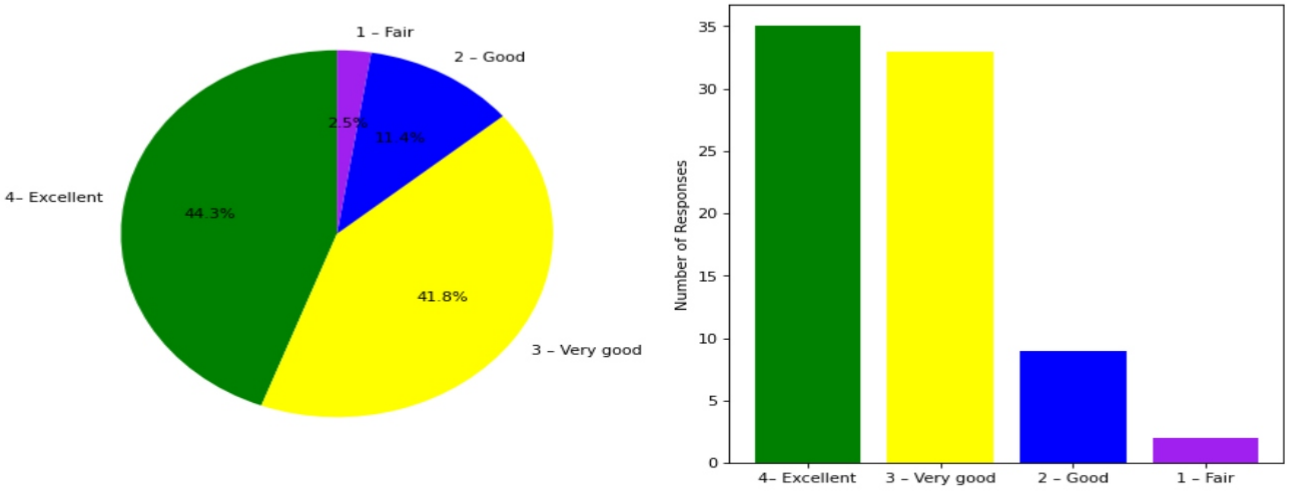

5. Fairness of the internal evaluation process by the teachers is

4 – Always fair: [43] = (54.43%) 3 – Usually fair: [29] = (36.71%) 2 – Sometimes unfair: [6] = (7.59%) 1 – Usually unfair: [1] = (1.27%)

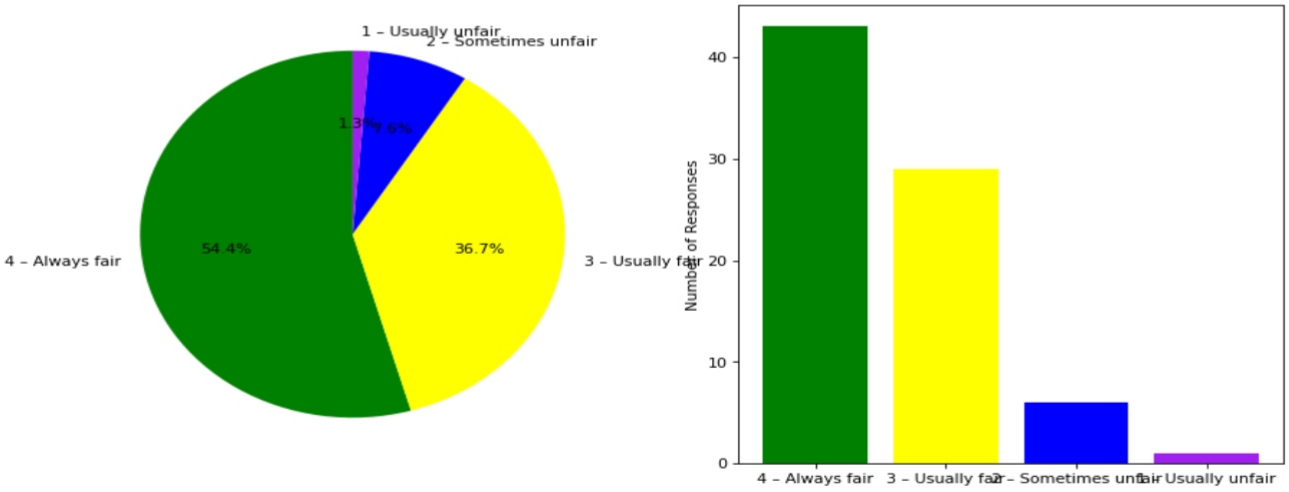

6. The performance in internal evaluations and laboratory experimentation is discussed with the students

4 – Every time: [41] = (51.9%) 3 – Usually: [30] = (37.97%) 2 – Occasionally/Sometimes: [5] = (6.33%) 1 – Rarely: [3] = (3.8%)

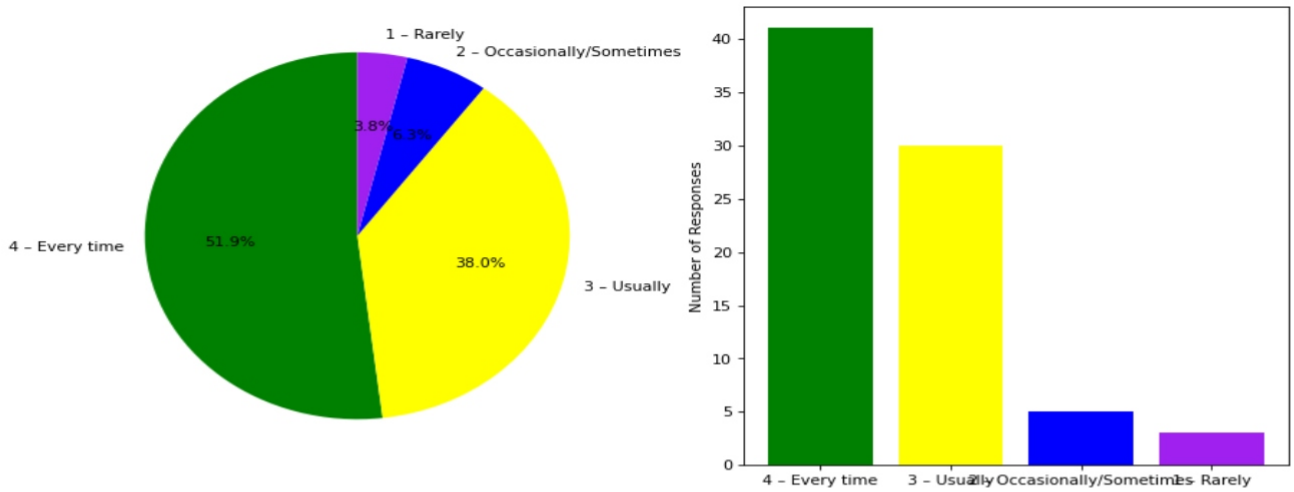

7. The teaching and mentoring process in the department supports the development of your cognitive, social, and emotional growth

4 – Significantly: [42] = (53.16%) 3 – Very well: [26] = (32.91%) 2 – Moderately: [9] = (11.39%) 1 – Marginally: [2] = (2.53%)

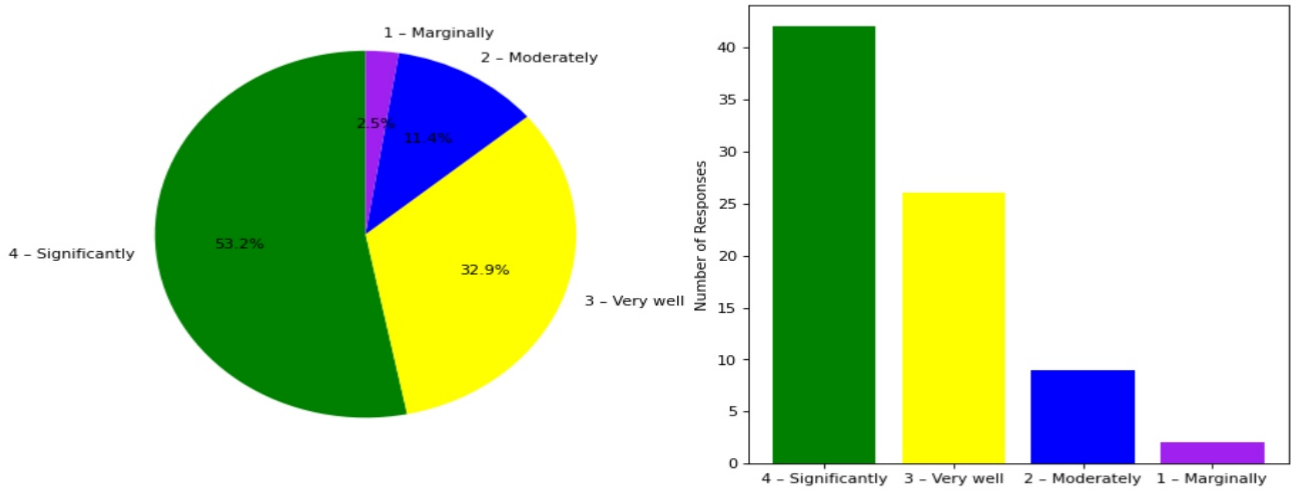

8. Teachers inform students about expected competencies, course outcomes , programme outcomes and overall system of outcome based education(OBE)

4 – Every time: [37] = (46.84%) 3 – Usually: [34] = (43.04%) 2– Occasionally/Sometimes: [7] = (8.86%) 1 – Rarely: [1] = (1.27%)

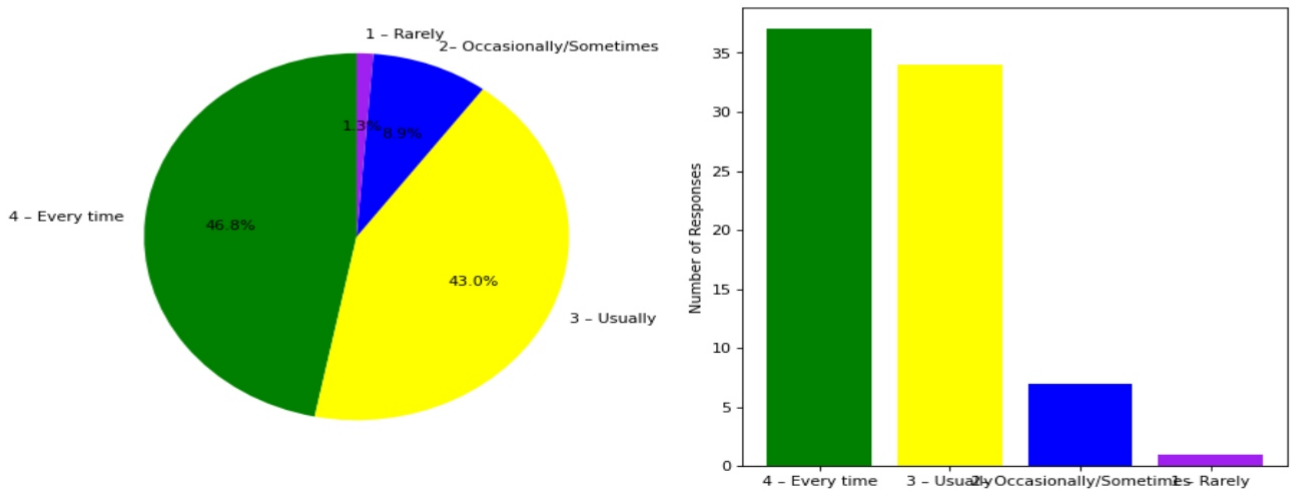

9. Your mentor interacts with you to encourage on your strengths and counsel you to overcome your weakness by identifying them

4 – Regularly: [41] = (51.9%) 3 – Usually: [30] = (37.97%) 2 – Occasionally/Sometimes: [7] = (8.86%) 1 – Rarely: [1] = (1.27%)

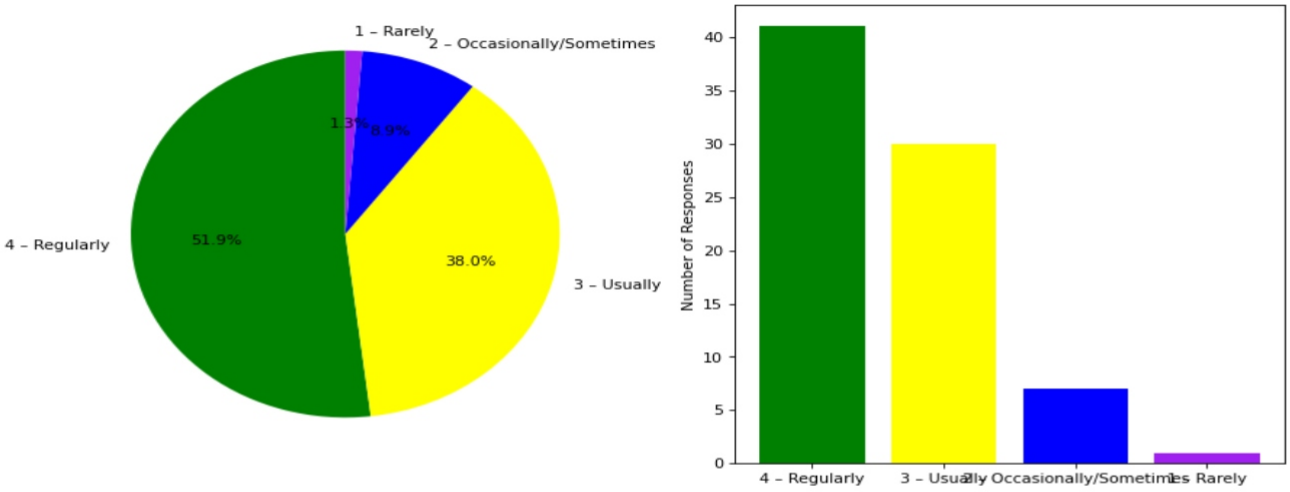

10. The teachers illustrate the concepts through examples and applications and use student centric methods, such as experiential learning, participative learning and problem solving methodologies for enhancing learning experiences

4 – Every time: [41] = (51.9%) 3 – Usually: [28] = (35.44%) 2 – Occasionally/Sometimes: [9] = (11.39%) 1 – Rarely: [1] = (1.27%)

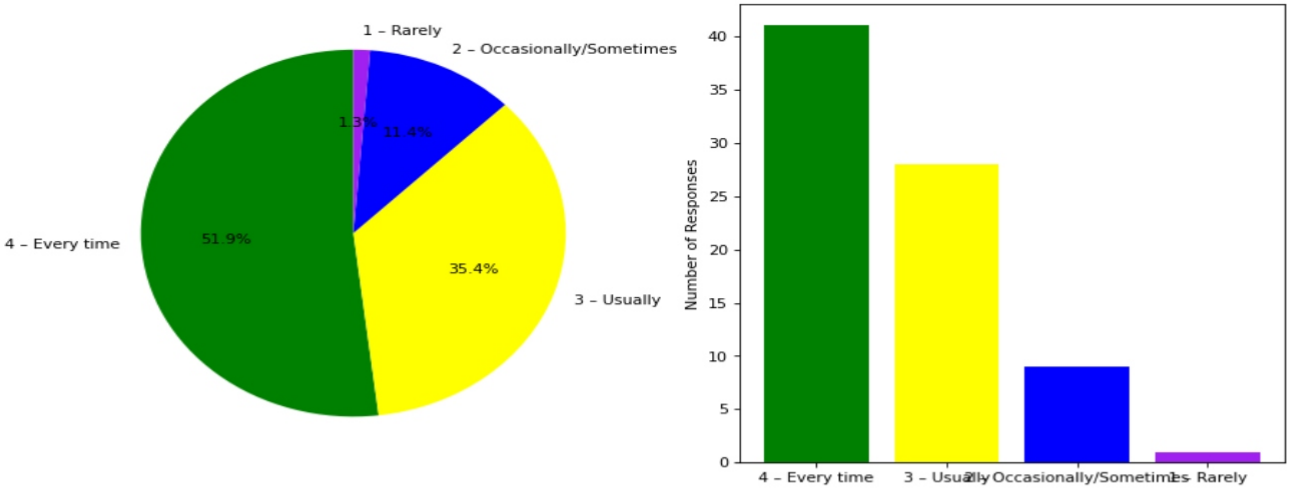

11. The institute takes active interest in promoting internship, field visit, organizes workshop/seminar/extracurricular/co-curricular activities and helps to inculcate soft skills, life skills and employability skills for the holistic development of the students

4 – Every time: [40] = (50.63%) 3 – Usually: [25] = (31.65%) 2 – Occasionally/Sometimes: [11] = (13.92%) 1 – Rarely: [3] = (3.8%)

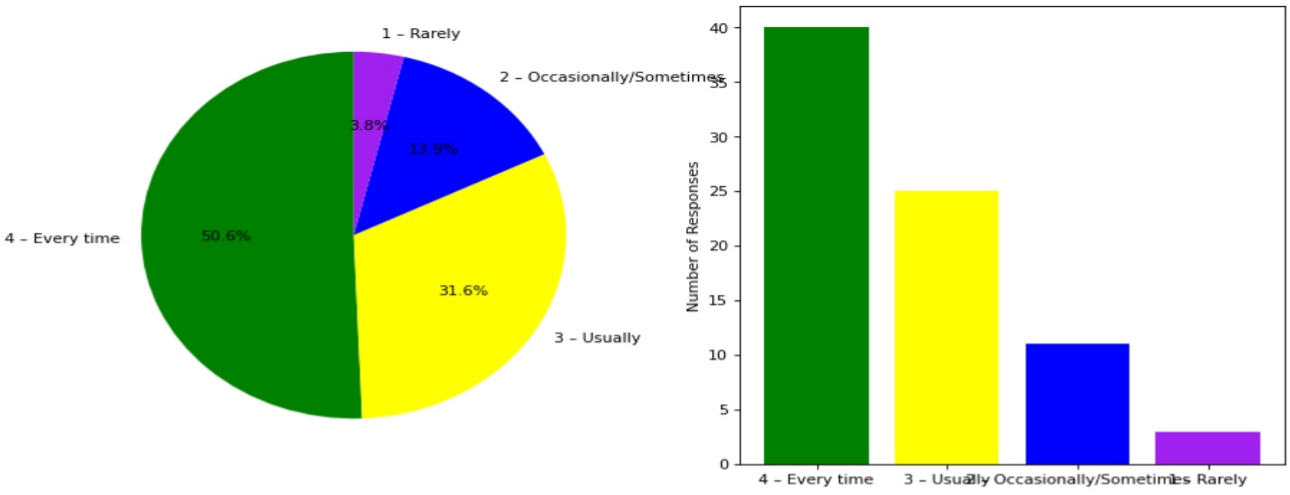

12. Percentage of teachers using ICT tools such as LCD projector, Multimedia, etc. while teaching

4 – Above 90%: [38] = (48.1%) 3 – 60 – 89%: [29] = (36.71%) 2 – 30 – 59%: [10] = (12.66%) 1 – Below 30%: [2] = (2.53%)

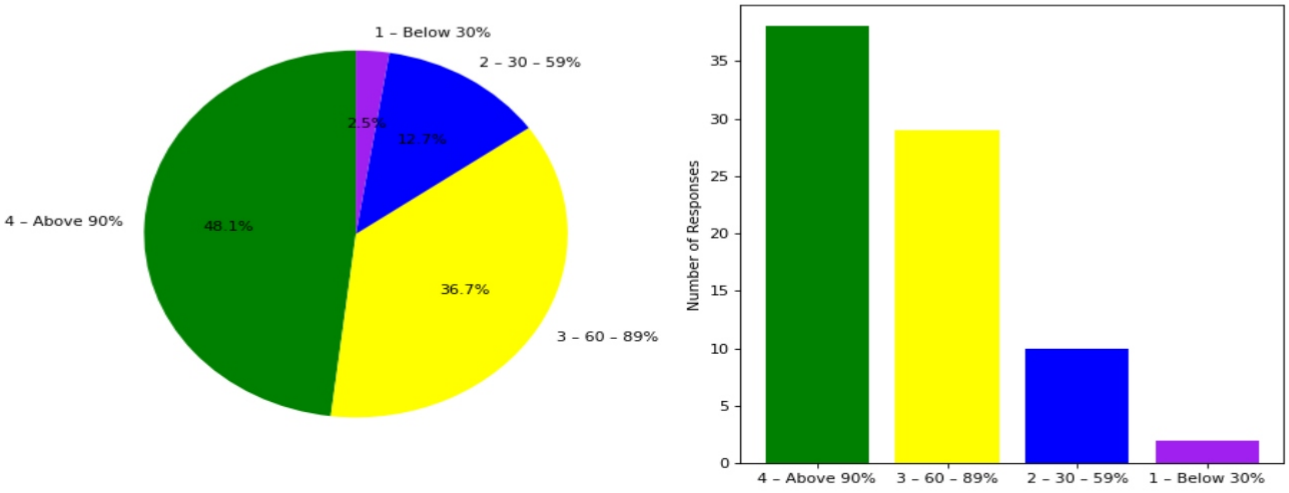

Feedback on Facilities

13. Class room facility

4-Excellent: [32] = (40.51%) 3-Very Good: [24] = (30.38%) 2-Good: [15] = (18.99%) 1-Poor: [8] = (10.13%)

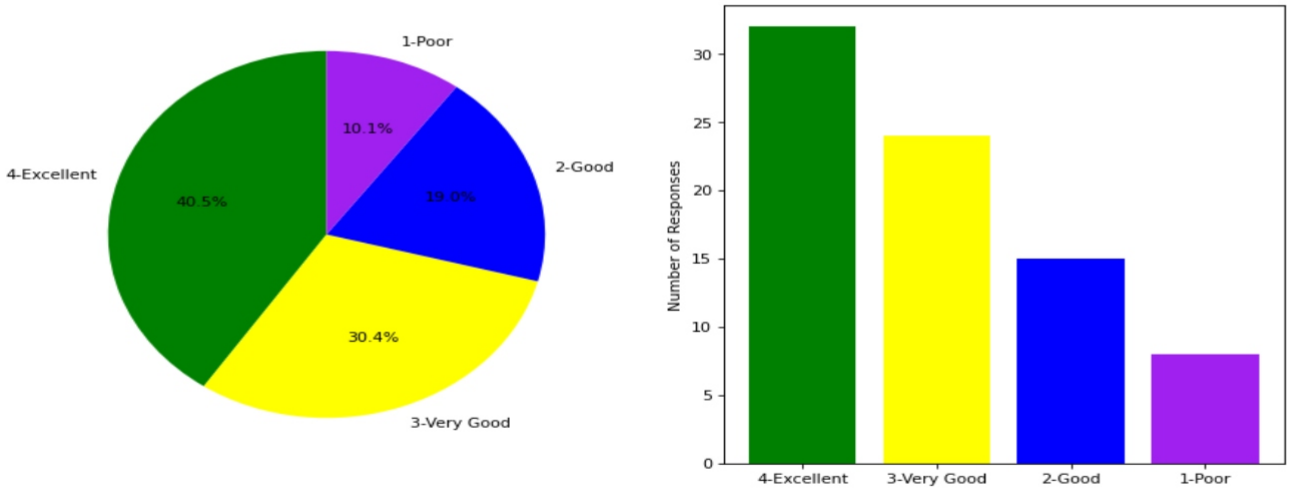

14. Laboratory facility

4-Excellent: [31] = (39.24%) 3-Very Good: [29] = (36.71%) 2-Good: [16] = (20.25%) 1-Poor: [3] = (3.8%)

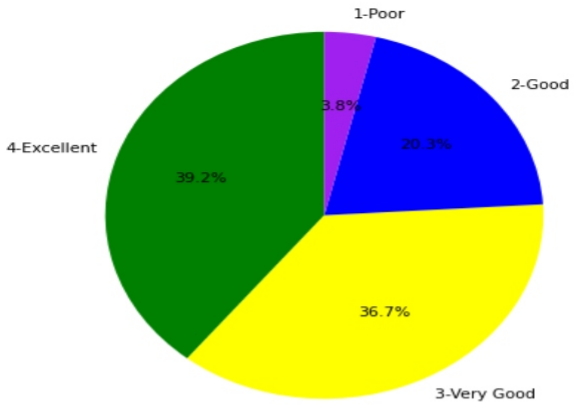

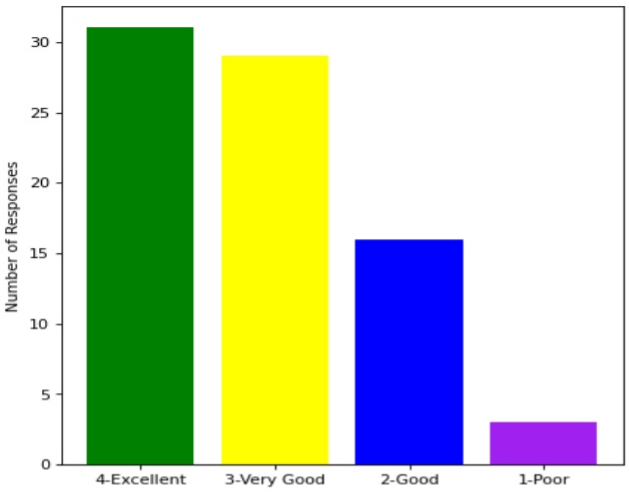

15. Library facility

4-Excellent: [35] = (44.3%) 3-Very Good: [25] = (31.65%) 2-Good: [15] = (18.99%) 1-Poor: [4] = (5.06%)

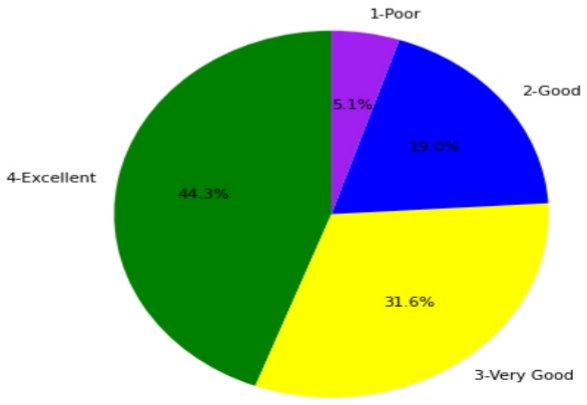

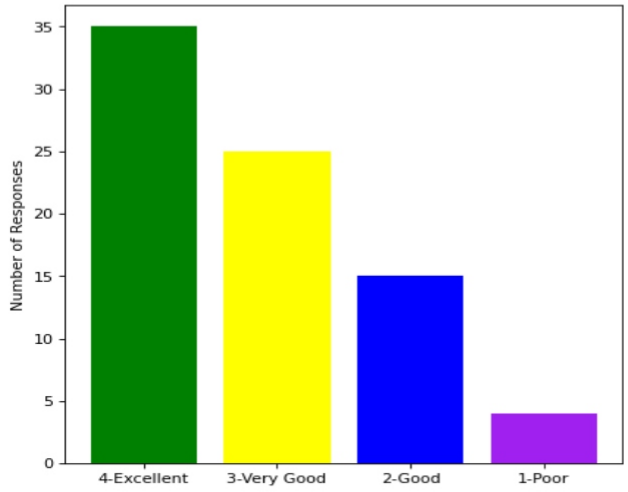

16. Hostel facility

4-Excellent: [22] = (29.33%) 3-Very Good: [27] = (36.0%) 2-Good: [18] = (24.0%) 1-Poor: [8] = (10.67%)

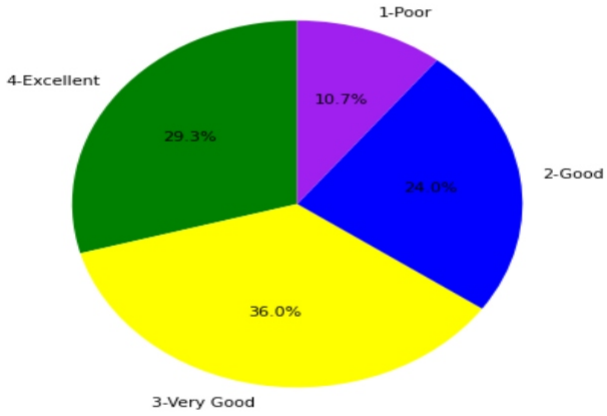

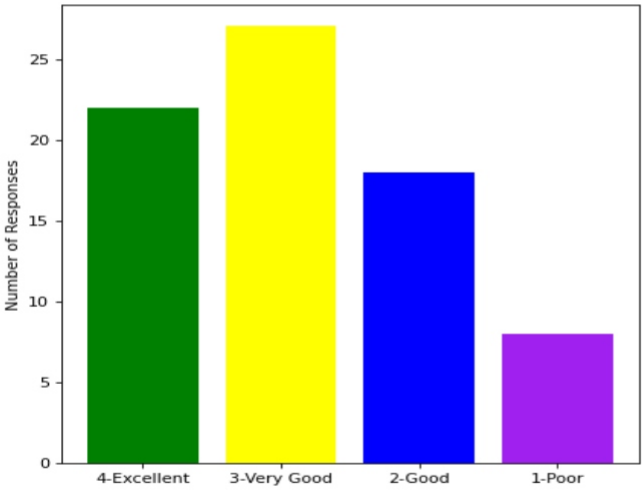

17. Sports facility

4-Excellent: [24] = (31.58%) 3-Very Good: [25] = (32.89%) 2-Good: [19] = (25.0%) 1-Poor: [8] = (10.53%)

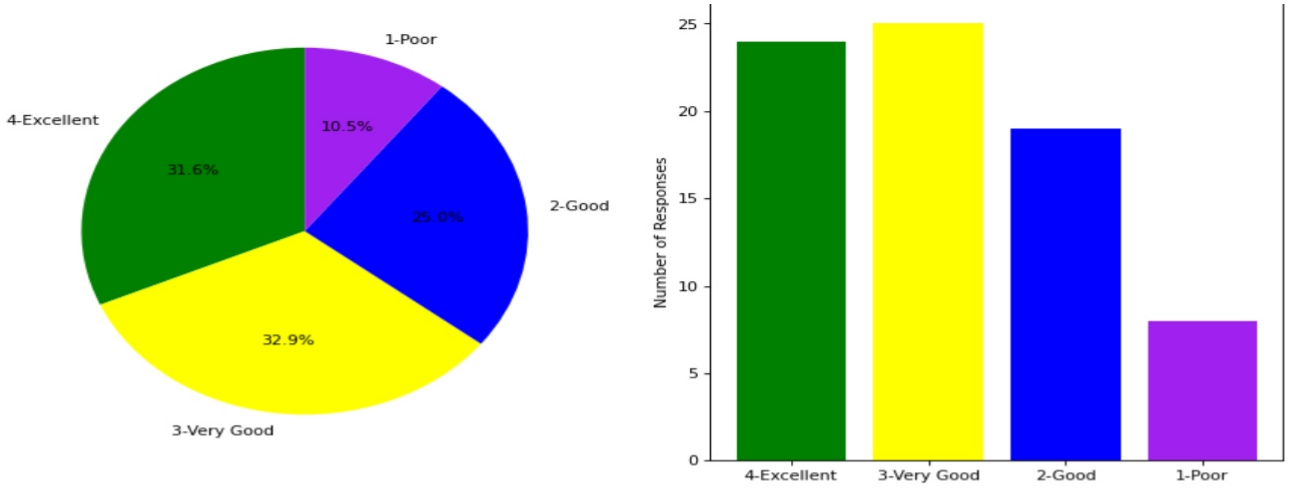

18. Water facility

4-Excellent: [25] = (31.65%) 3-Very Good: [26] = (32.91%) 2-Good: [17] = (21.52%) 1-Poor: [11] = (13.92%)

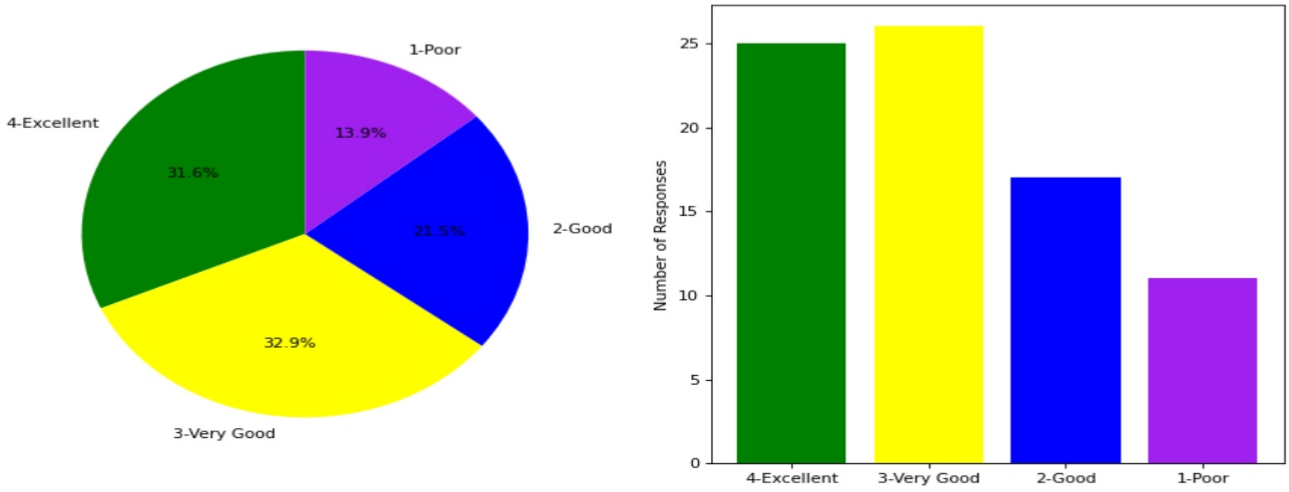

19. Cleanliness and Hygiene

4-Excellent: [29] = (36.71%) 3-Very Good: [23] = (29.11%) 2-Good: [16] = (20.25%) 1-Poor: [11] = (13.92%)

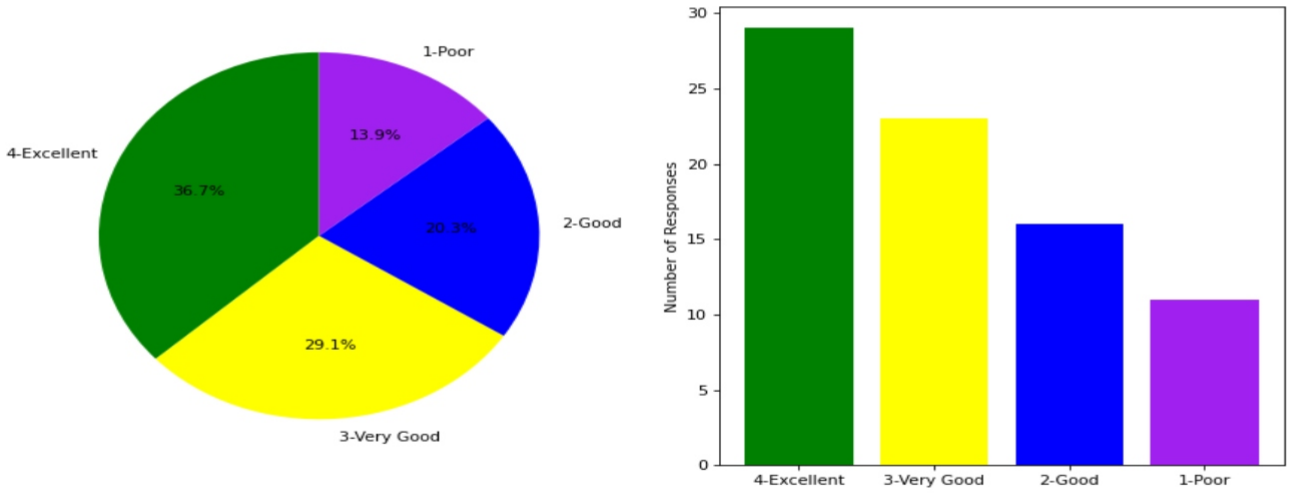

20. Canteen facility

4-Excellent: [24] = (30.77%) 3-Very Good: [28] = (35.9%) 2-Good: [19] = (24.36%) 1-Poor: [7] = (8.97%)

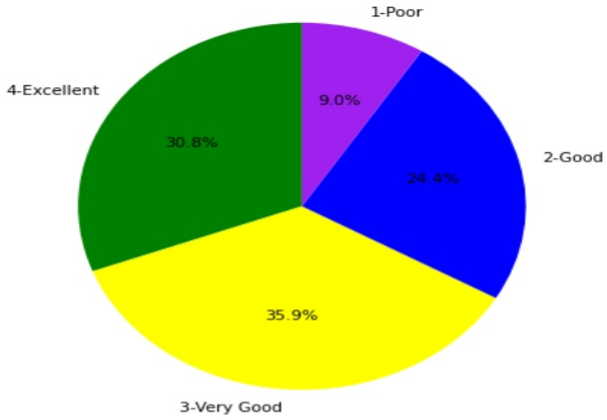

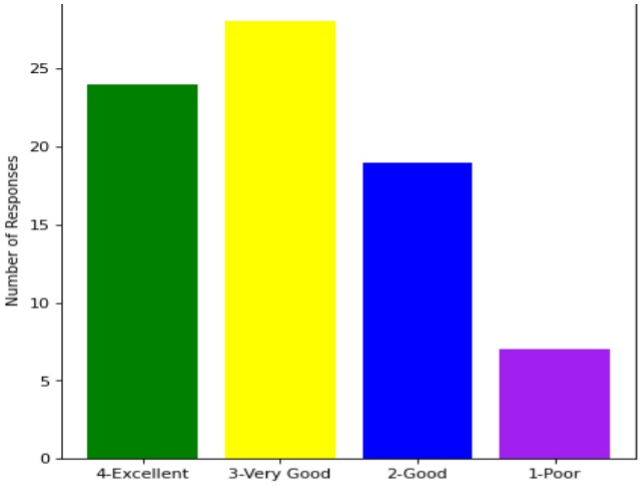

21. Internet facility

4-Excellent: [28] = (35.44%) 3-Very Good: [20] = (25.32%) 2-Good: [17] = (21.52%) 1-Poor: [14] = (17.72%)

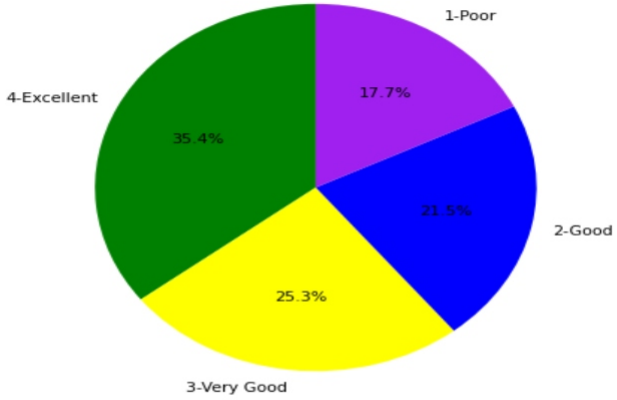

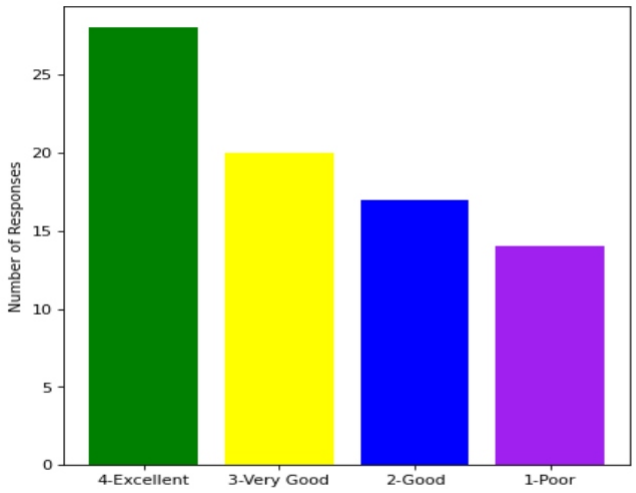

This is a computer generated statement and does not require a signature.