DR. B. C. ROY ENGINEERING COLLEGE, DURGAPUR

DEDICATED TO QUALITY EDUCATION

AFFILIATED TO MAKAUT | APPROVED BY AICTE | *NBA ACCREDITED | NAAC ACCREDITED

An Autonomous Institute

Semester End Survey

Academic Year: 2025-26

Department: CSE (DS)

Semester: FOURTH

Total number of students participated in the survey: 47

Feedback on Academics

1. The overall syllabus coverage in the class is to an extent of

4 – 85 to 100%: [46] = (95.83%) 3 – 70 to 84%: [2] = (4.17%) 2 – 50 to 69%: [0] = (0.0%) 1-Less than 50%: [0] = (0.0%)

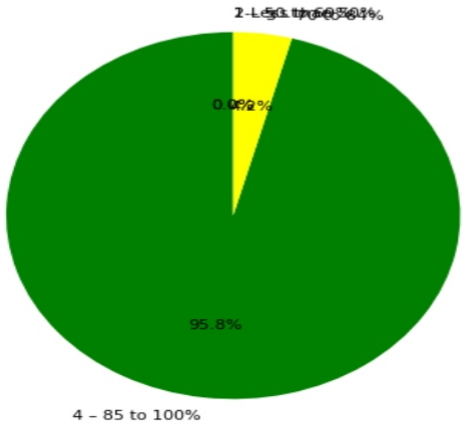

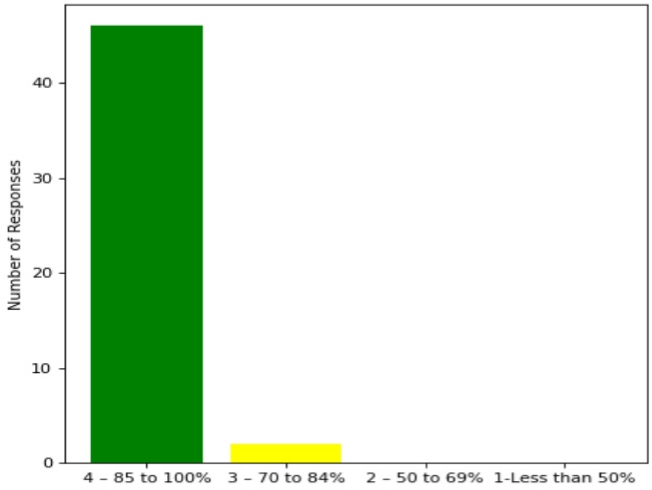

2. Teachers are prepared for the classes

4 –Thoroughly: [41] = (85.42%) 3 – Satisfactorily: [6] = (12.5%) 2 – Poorly: [0] = (0.0%) 1 – Indifferently: [1] = (2.08%)

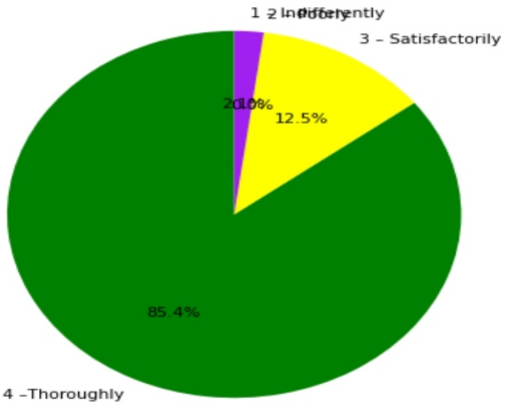

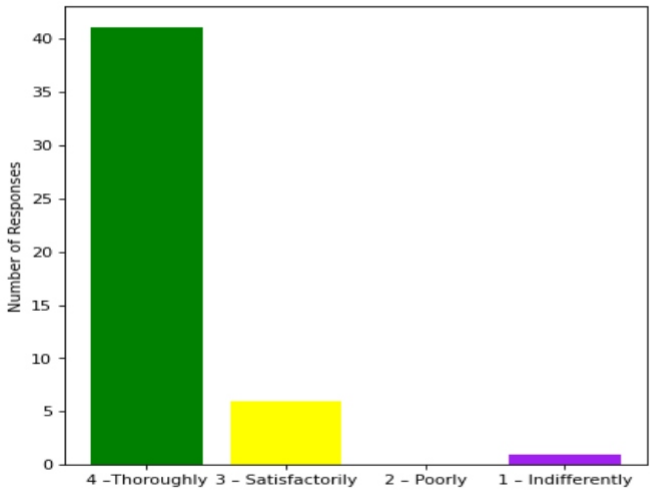

3. Communication of the teachers in the class and outside the class is

4 – Always effective: [45] = (95.74%) 3 – Sometimes effective: [1] = (2.13%) 2 – Just satisfactorily: [1] = (2.13%) 1– Not satisfactory: [0] = (0.0%)

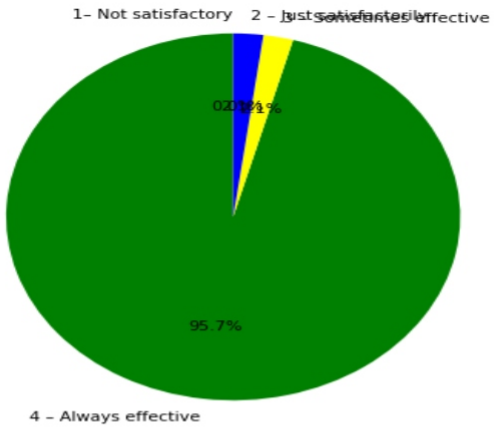

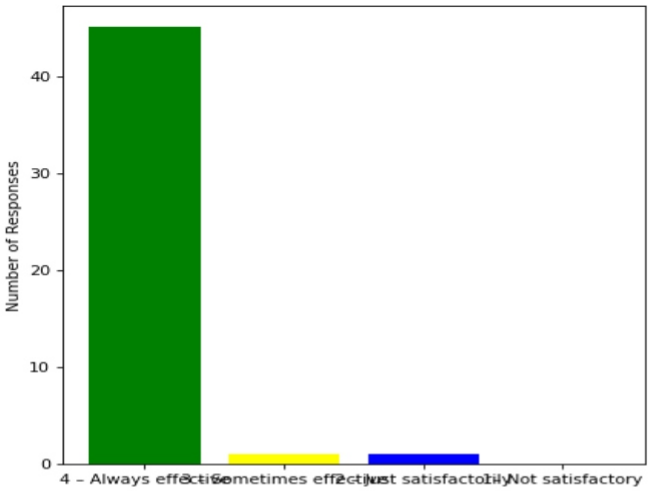

4. Overall learning environment in the classes and laboratories is

4– Excellent: [45] = (93.75%) 3 – Very good: [3] = (6.25%) 2 – Good: [0] = (0.0%) 1 – Fair: [0] = (0.0%)



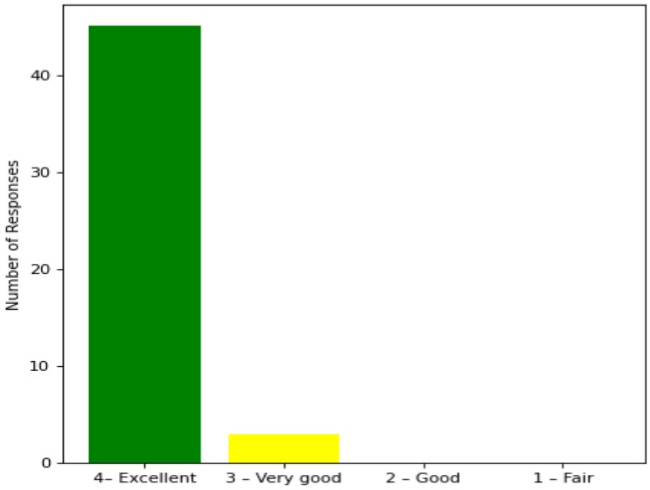

5. Fairness of the internal evaluation process by the teachers is

4 – Always fair: [43] = (89.58%) 3 – Usually fair: [4] = (8.33%) 2 – Sometimes unfair: [1] = (2.08%) 1 – Usually unfair: [0] = (0.0%)

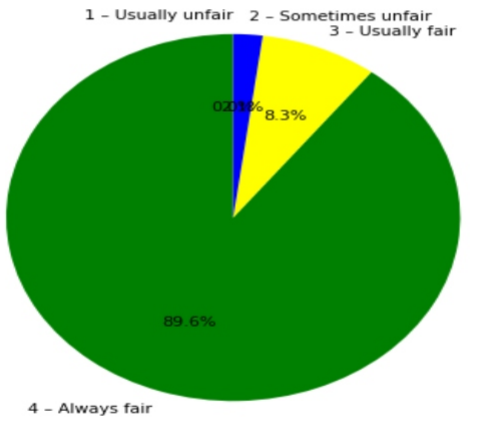

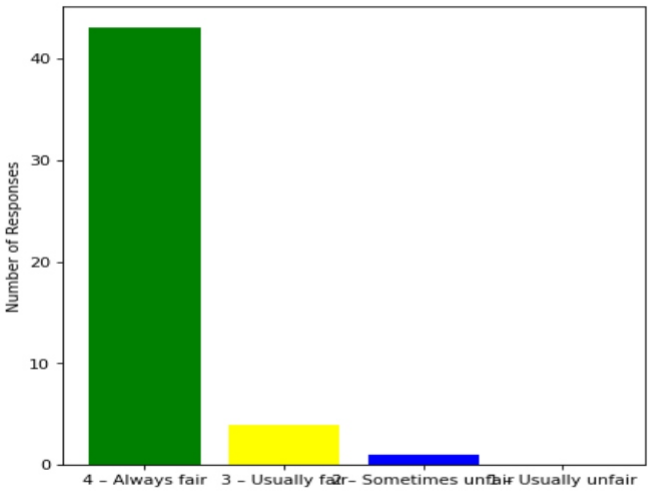

6. The performance in internal evaluations and laboratory experimentation is discussed with the students

4 – Every time: [42] = (89.36%) 3 – Usually: [4] = (8.51%) 2 – Occasionally/Sometimes: [1] = (2.13%) 1 – Rarely: [0] = (0.0%)

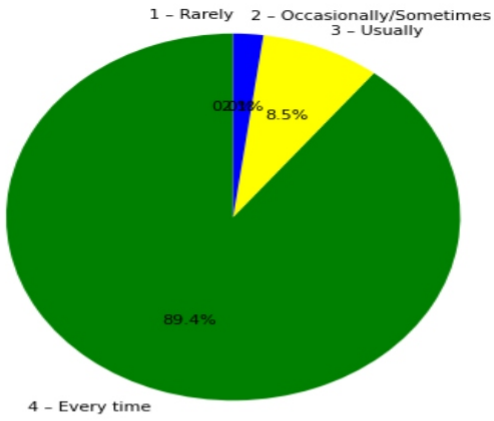

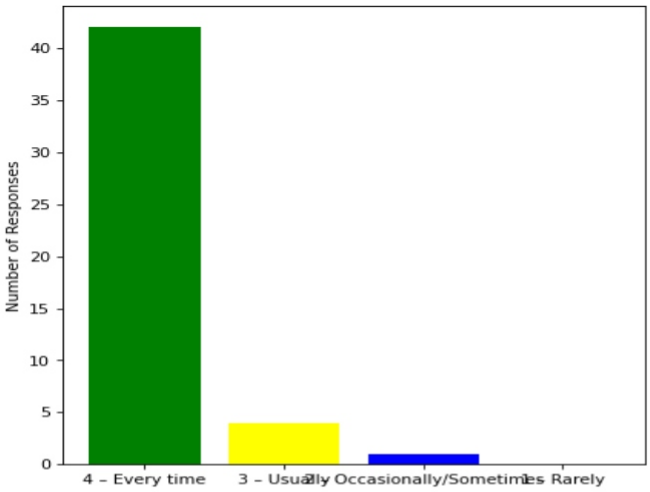

7. The teaching and mentoring process in the department supports the development of your cognitive, social, and emotional growth

4 – Significantly: [42] = (89.36%) 3 – Very well: [4] = (8.51%) 2 – Moderately: [1] = (2.13%) 1 – Marginally: [0] = (0.0%)

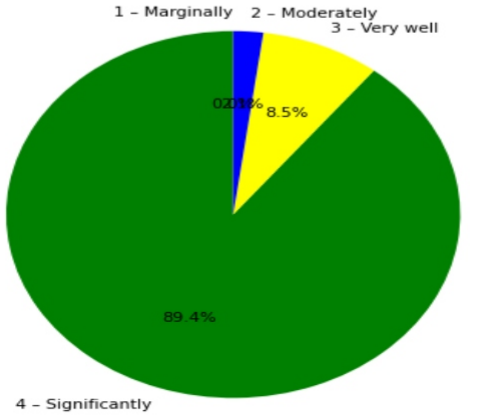

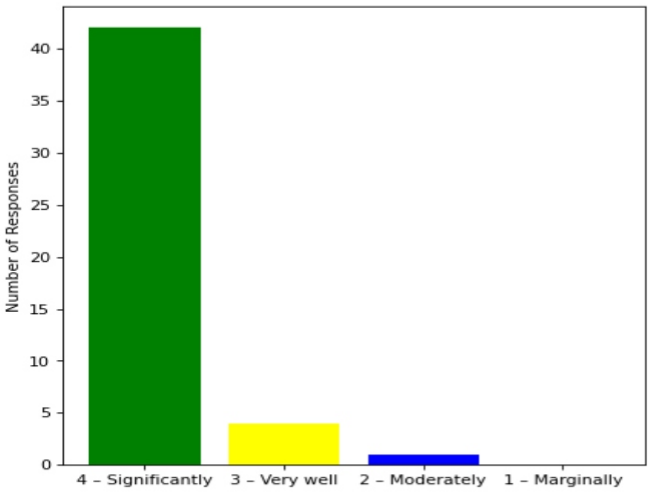

8. Teachers inform students about expected competencies, course outcomes , programme outcomes and overall system of outcome based education(OBE)

4 – Every time: [46] = (97.87%) 3 – Usually: [0] = (0.0%) 2– Occasionally/Sometimes: [1] = (2.13%) 1 – Rarely: [0] = (0.0%)

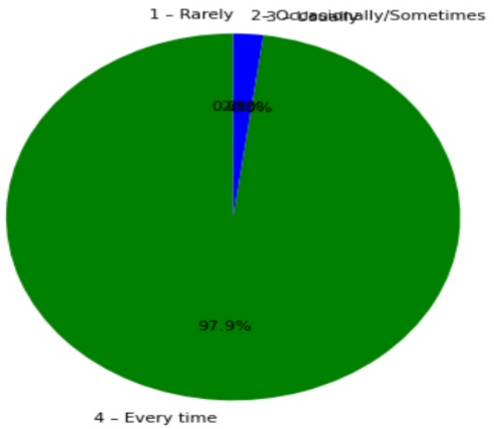

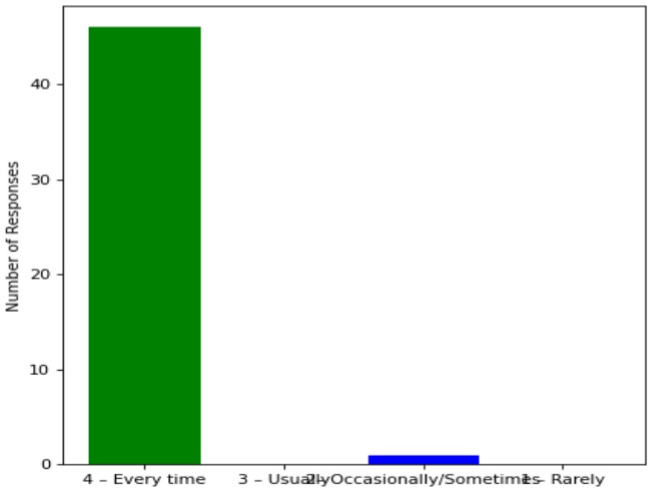

9. Your mentor interacts with you to encourage on your strengths and counsel you to overcome your weakness by identifying them

4 – Regularly: [42] = (89.36%) 3 – Usually: [4] = (8.51%) 2 – Occasionally/Sometimes: [1] = (2.13%) 1 – Rarely: [0] = (0.0%)

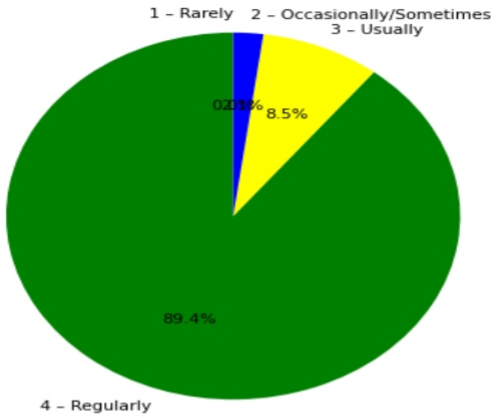

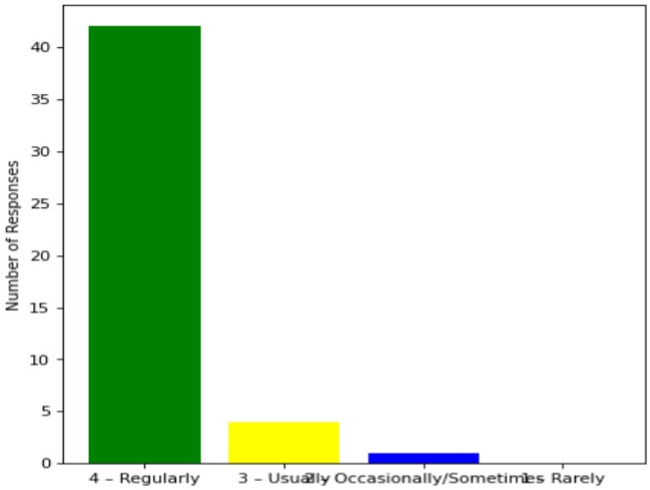

10. The teachers illustrate the concepts through examples and applications and use student centric methods, such as experiential learning, participative learning and problem solving methodologies for enhancing learning experiences

4 – Every time: [43] = (91.49%) 3 – Usually: [3] = (6.38%) 2 – Occasionally/Sometimes: [1] = (2.13%) 1 – Rarely: [0] = (0.0%)

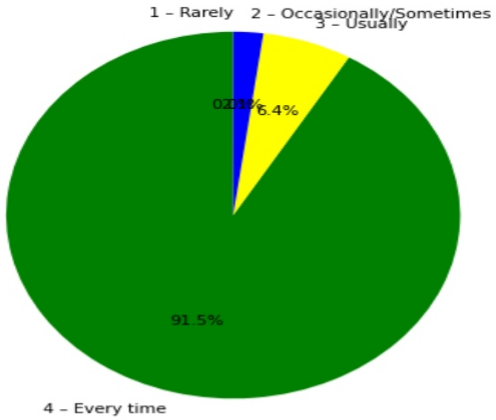

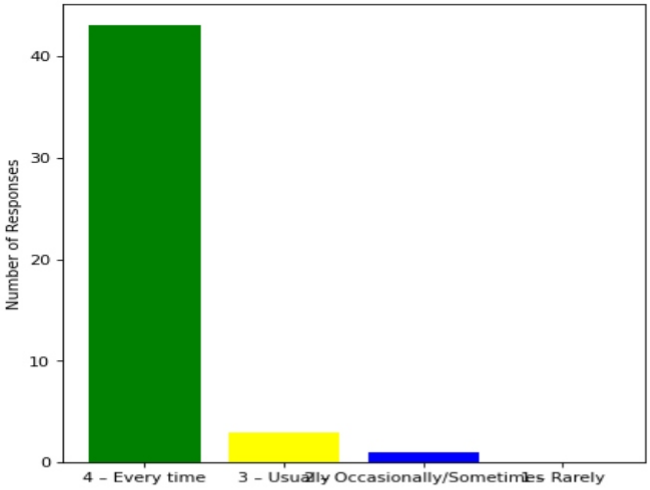

11. The institute takes active interest in promoting internship, field visit, organizes workshop/seminar/extracurricular/co-curricular activities and helps to inculcate soft skills, life skills and employability skills for the holistic development of the students

4 – Every time: [41] = (87.23%) 3 – Usually: [6] = (12.77%) 2 – Occasionally/Sometimes: [0] = (0.0%) 1 – Rarely: [0] = (0.0%)

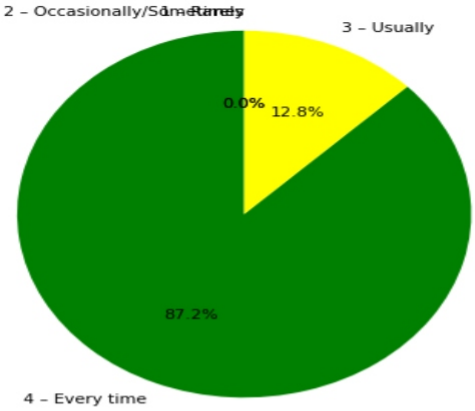

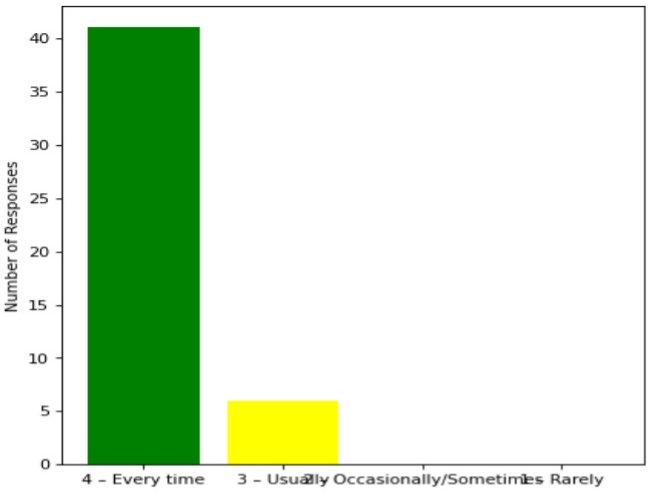

12. Percentage of teachers using ICT tools such as LCD projector, Multimedia, etc. while teaching

4 – Above 90%: [41] = (89.13%) 3 – 60 – 89%: [5] = (10.87%) 2 – 30 – 59%: [0] = (0.0%) 1 – Below 30%: [0] = (0.0%)

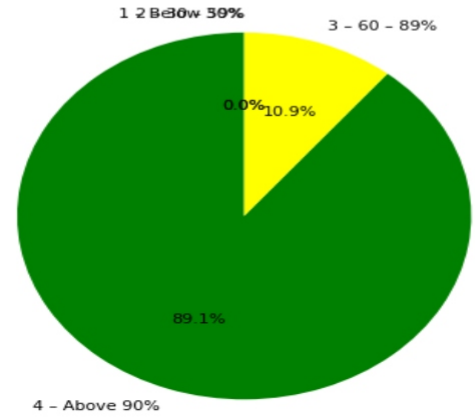

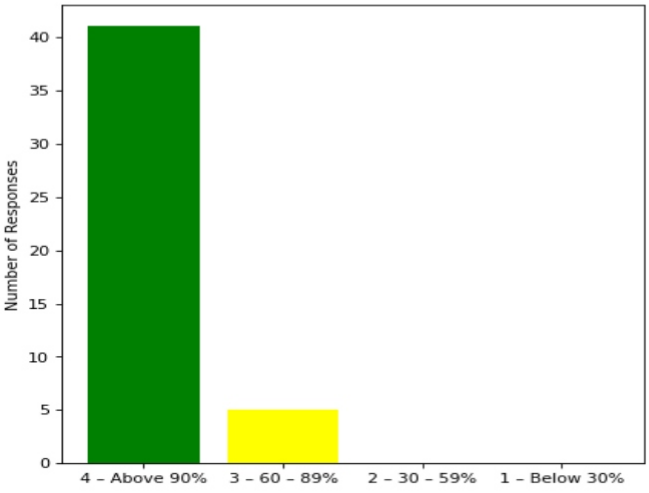

Feedback on Facilities

13. Class room facility

4-Excellent: [40] = (85.11%) 3-Very Good: [7] = (14.89%) 2-Good: [0] = (0.0%) 1-Poor: [0] = (0.0%)

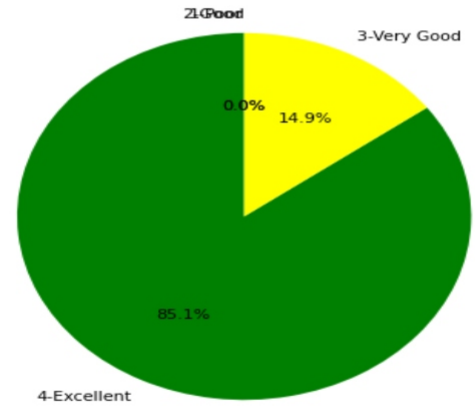

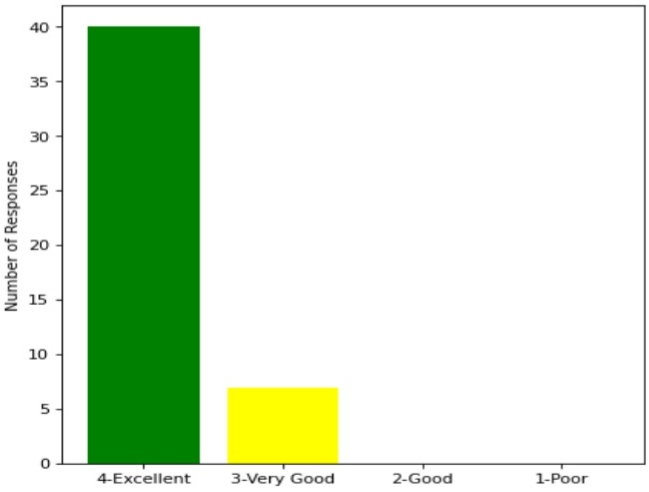

14. Laboratory facility

4-Excellent: [39] = (82.98%) 3-Very Good: [7] = (14.89%) 2-Good: [1] = (2.13%) 1-Poor: [0] = (0.0%)

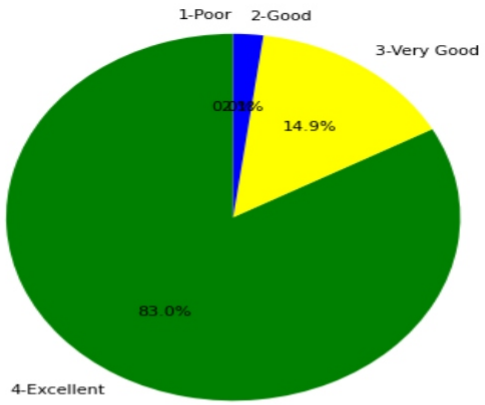

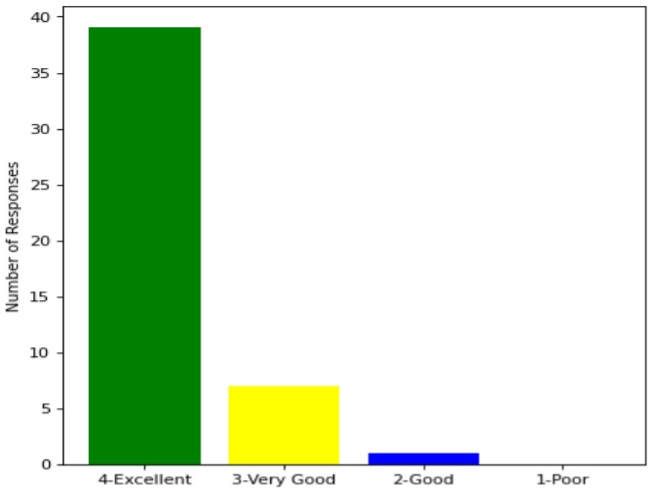

15. Library facility

4-Excellent: [35] = (74.47%) 3-Very Good: [10] = (21.28%) 2-Good: [1] = (2.13%) 1-Poor: [1] = (2.13%)

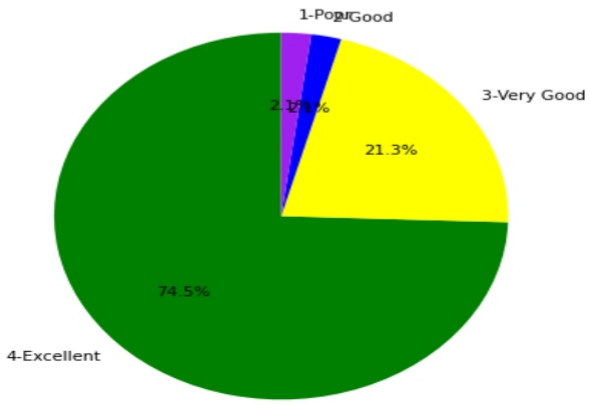

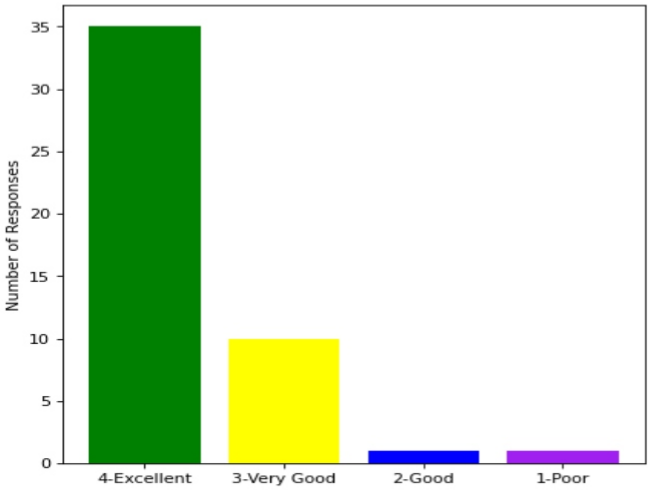

16. Hostel facility

4-Excellent: [29] = (61.7%) 3-Very Good: [9] = (19.15%) 2-Good: [7] = (14.89%) 1-Poor: [2] = (4.26%)

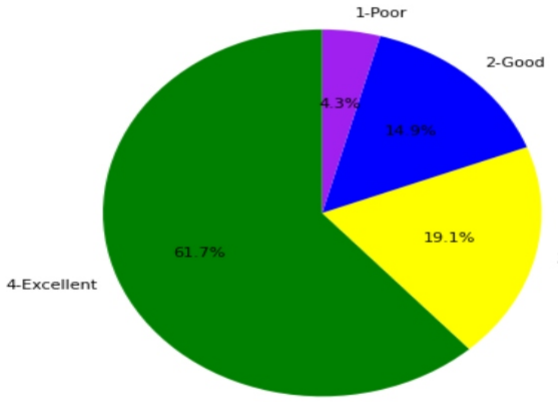

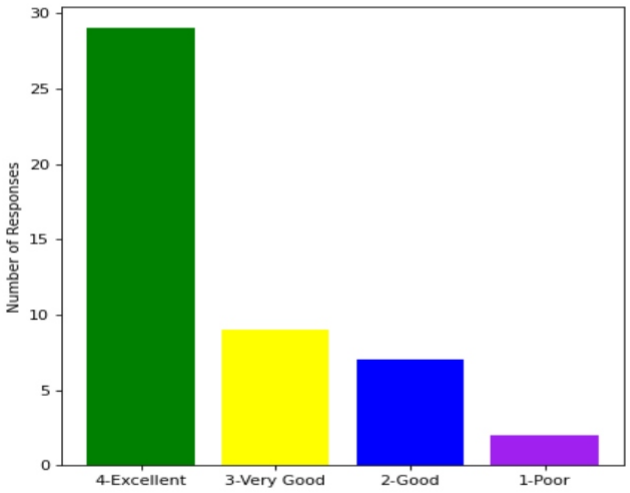

17. Sports facility

4-Excellent: [31] = (65.96%) 3-Very Good: [10] = (21.28%) 2-Good: [4] = (8.51%) 1-Poor: [2] = (4.26%)

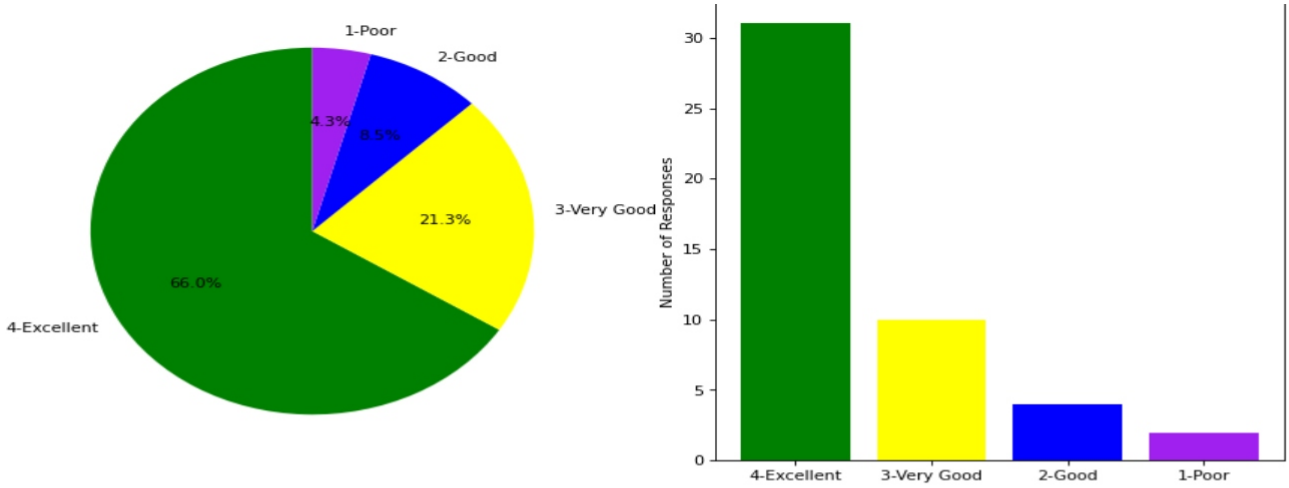

18. Water facility

4-Excellent: [36] = (76.6%) 3-Very Good: [9] = (19.15%) 2-Good: [1] = (2.13%) 1-Poor: [1] = (2.13%)

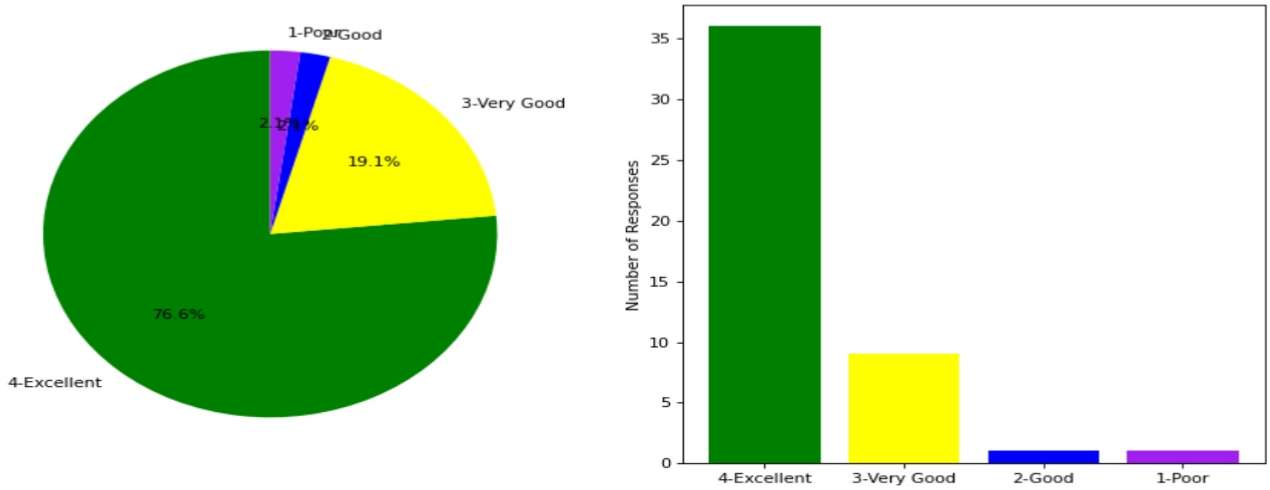

19. Cleanliness and Hygiene

4-Excellent: [30] = (63.83%) 3-Very Good: [12] = (25.53%) 2-Good: [4] = (8.51%) 1-Poor: [1] = (2.13%)

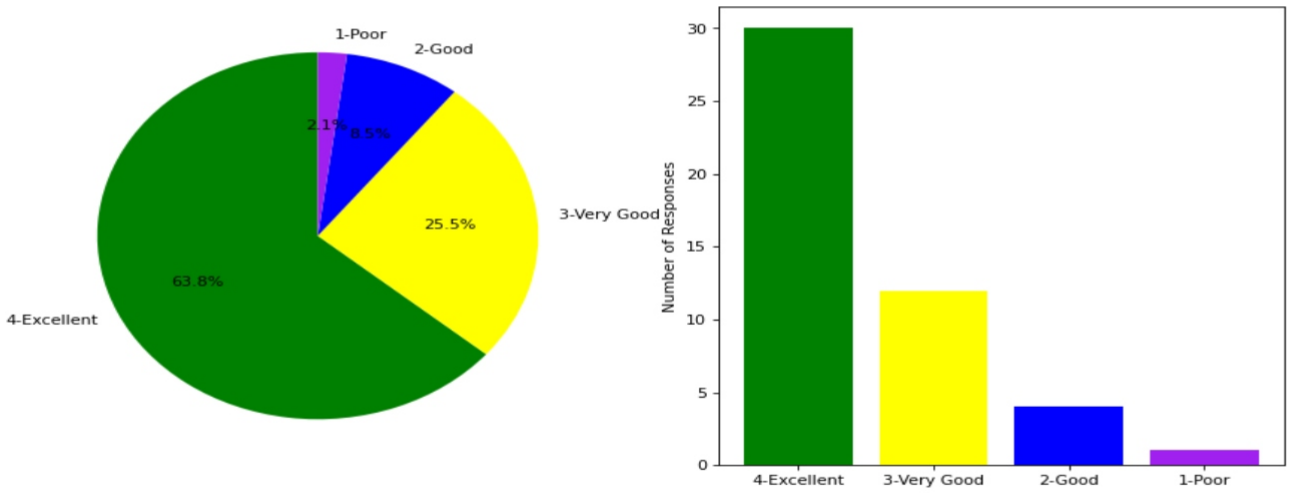

20. Canteen facility

4-Excellent: [29] = (61.7%) 3-Very Good: [11] = (23.4%) 2-Good: [4] = (8.51%) 1-Poor: [3] = (6.38%)

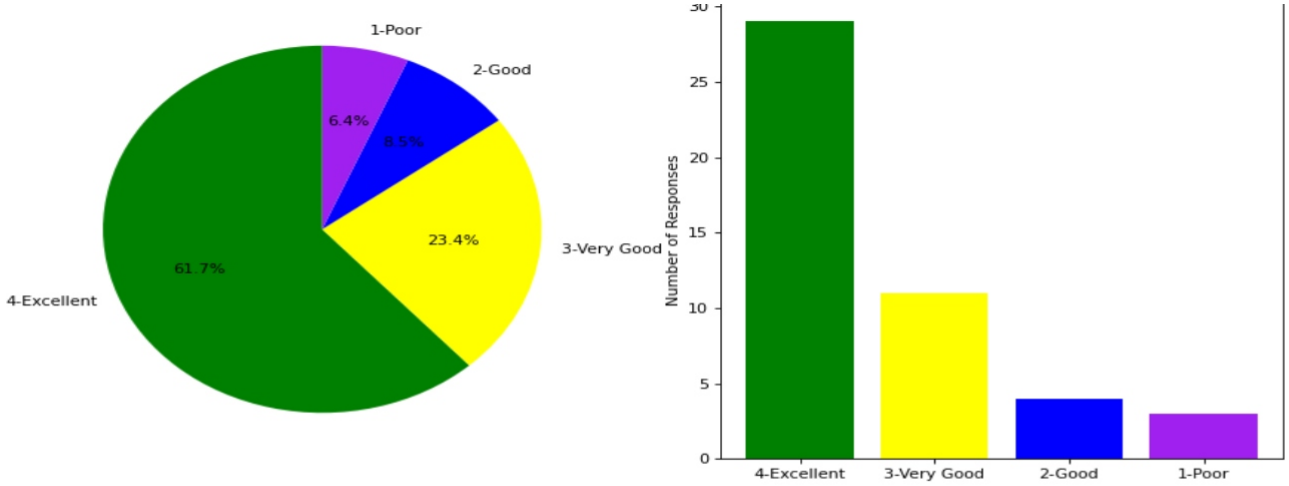

21. Internet facility

4-Excellent: [33] = (70.21%) 3-Very Good: [8] = (17.02%) 2-Good: [3] = (6.38%) 1-Poor: [3] = (6.38%)

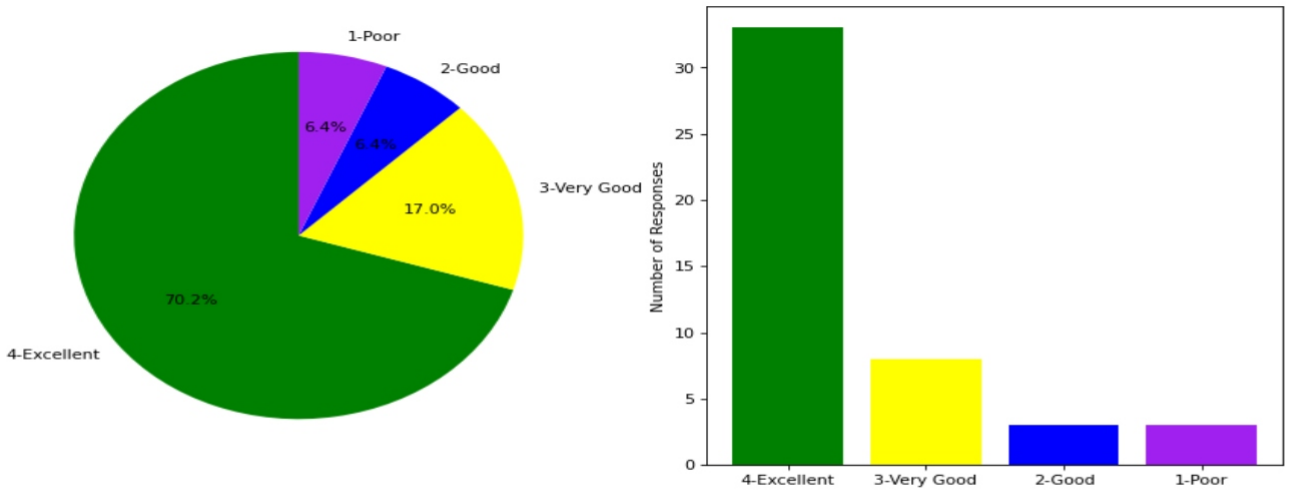

This is a computer generated statement and does not require a signature.