DR. B. C. ROY ENGINEERING COLLEGE, DURGAPUR

DEDICATED TO QUALITY EDUCATION

AFFILIATED TO MAKAUT | APPROVED BY AICTE | *NBA ACCREDITED | NAAC ACCREDITED

An Autonomous Institute

Semester End Survey

Academic Year: 2025-26

Department: CSD

Semester: FOURTH

Total number of students participated in the survey: 43

Feedback on Academics

1. The overall syllabus coverage in the class is to an extent of

4 – 85 to 100%: [24] = (54.55%) 3 – 70 to 84%: [15] = (34.09%) 2 – 50 to 69%: [5] = (11.36%) 1-Less than 50%: [0] = (0.0%)

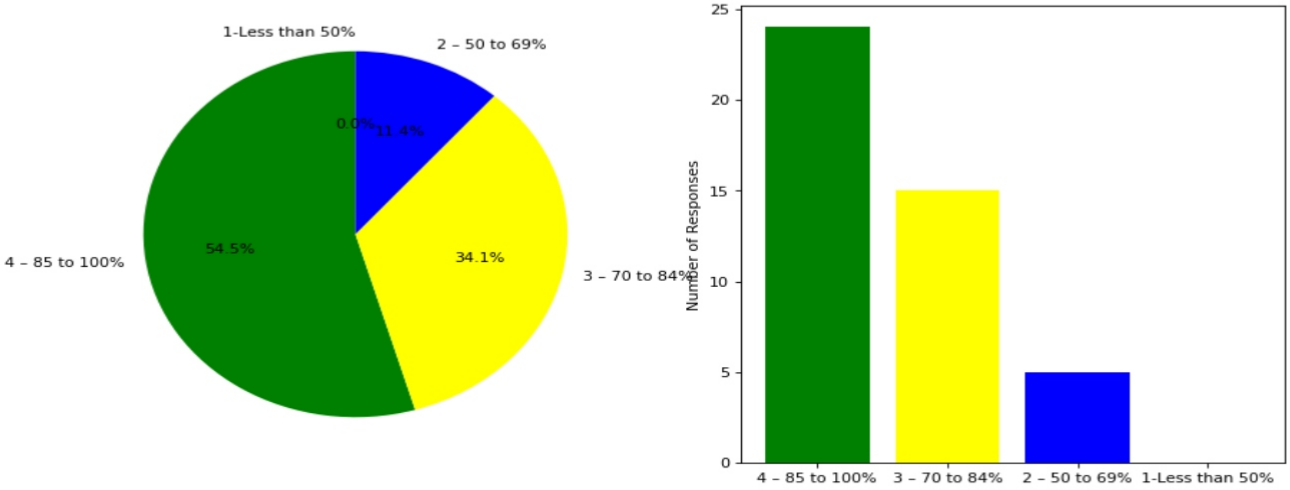

2. Teachers are prepared for the classes

4 –Thoroughly: [24] = (54.55%) 3 – Satisfactorily: [15] = (34.09%) 2 – Poorly: [0] = (0.0%) 1 – Indifferently: [5] = (11.36%)

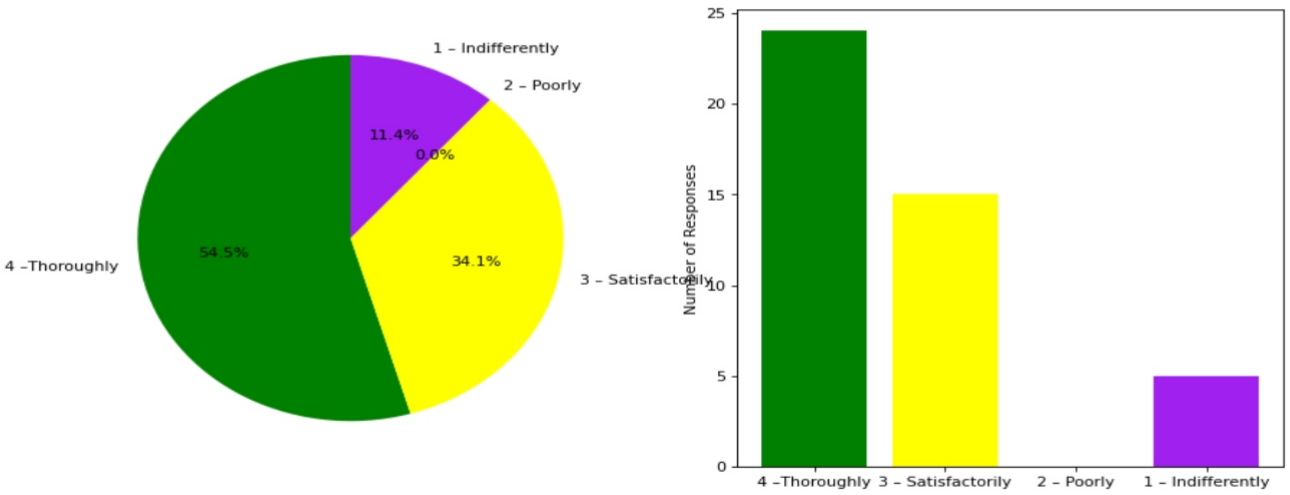

3. Communication of the teachers in the class and outside the class is

4 – Always effective: [28] = (63.64%) 3 – Sometimes effective: [12] = (27.27%) 2 – Just satisfactorily: [4] = (9.09%) 1– Not satisfactory: [0] = (0.0%)

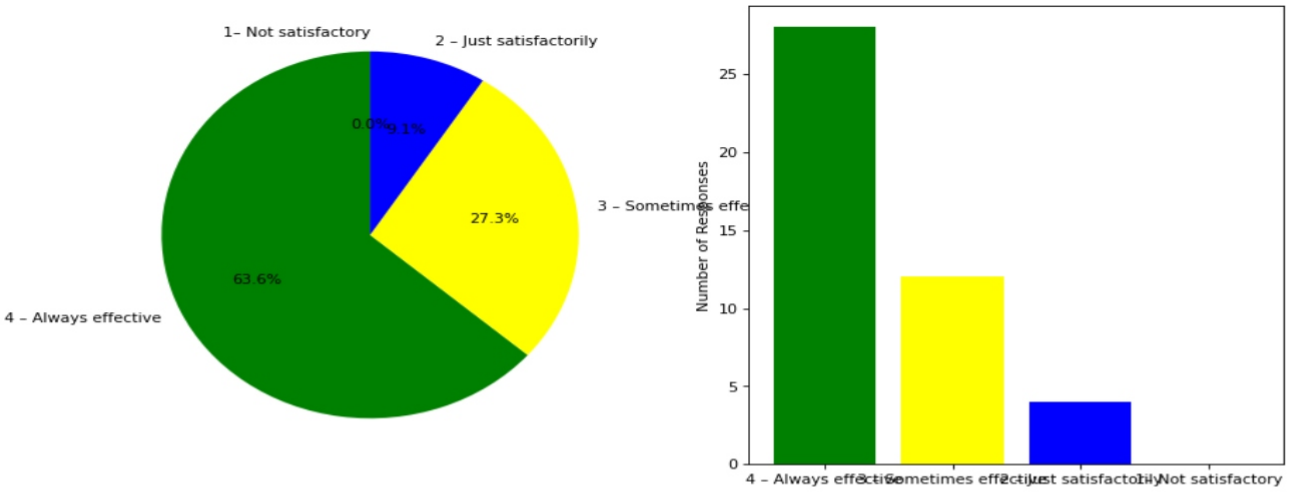

4. Overall learning environment in the classes and laboratories is

4– Excellent: [21] = (47.73%) 3 – Very good: [16] = (36.36%) 2 – Good: [7] = (15.91%) 1 – Fair: [0] = (0.0%)

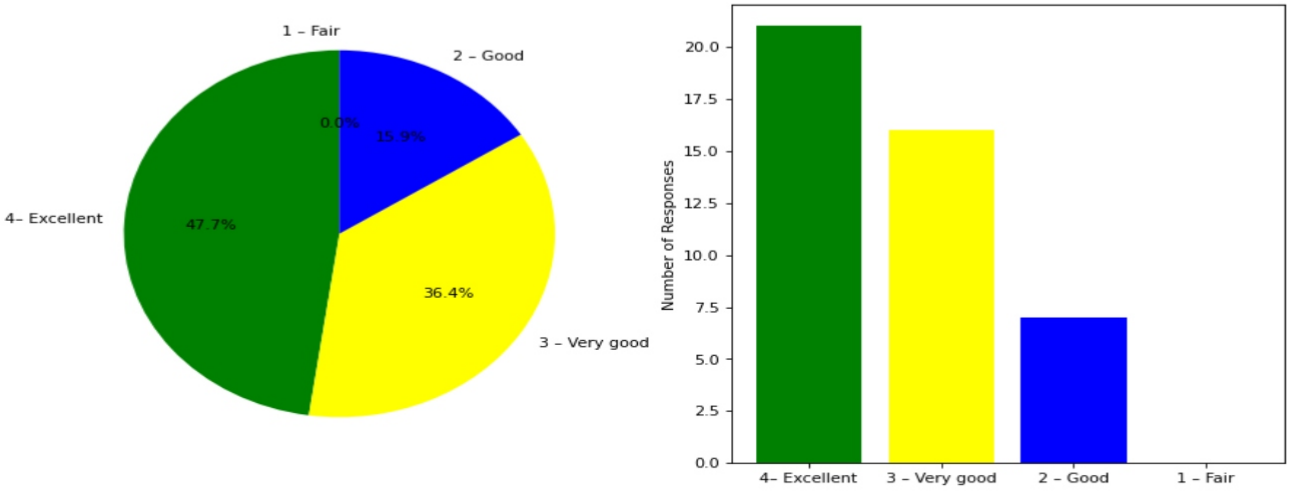

5. Fairness of the internal evaluation process by the teachers is

4 – Always fair: [26] = (59.09%) 3 – Usually fair: [14] = (31.82%) 2 – Sometimes unfair: [4] = (9.09%) 1 – Usually unfair: [0] = (0.0%)

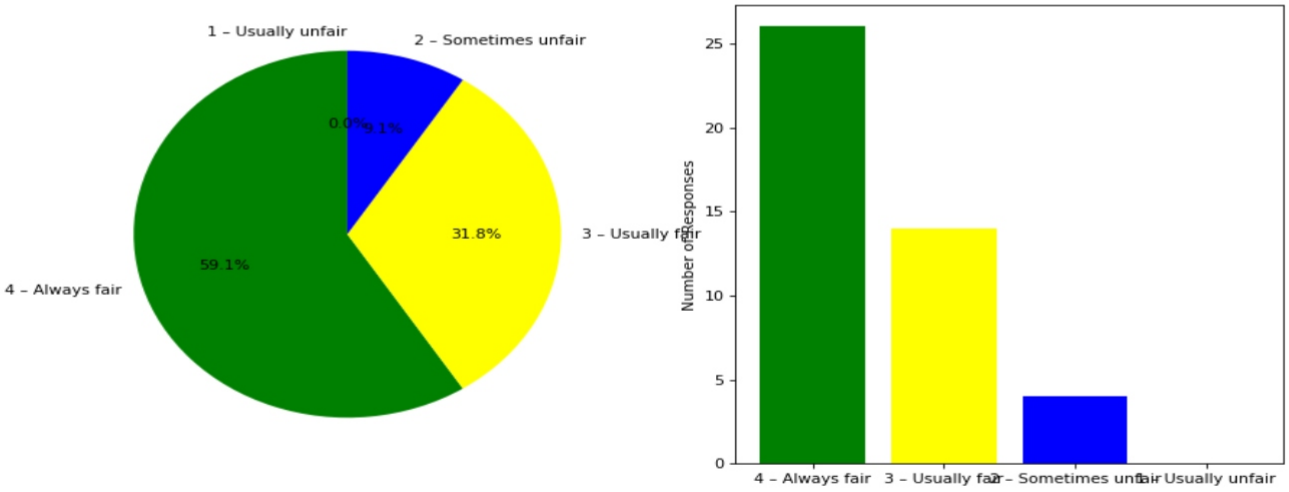

6. The performance in internal evaluations and laboratory experimentation is discussed with the students

4 – Every time: [28] = (63.64%) 3 – Usually: [13] = (29.55%) 2 – Occasionally/Sometimes: [2] = (4.55%) 1 – Rarely: [1] = (2.27%)

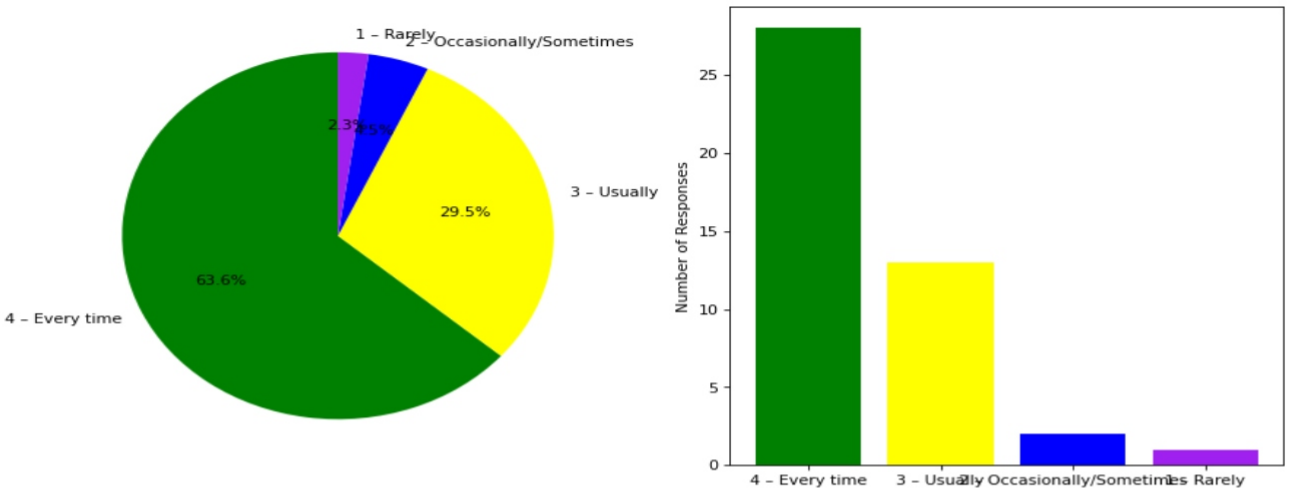

7. The teaching and mentoring process in the department supports the development of your cognitive, social, and emotional growth

4 – Significantly: [22] = (50.0%) 3 – Very well: [15] = (34.09%) 2 – Moderately: [7] = (15.91%) 1 – Marginally: [0] = (0.0%)

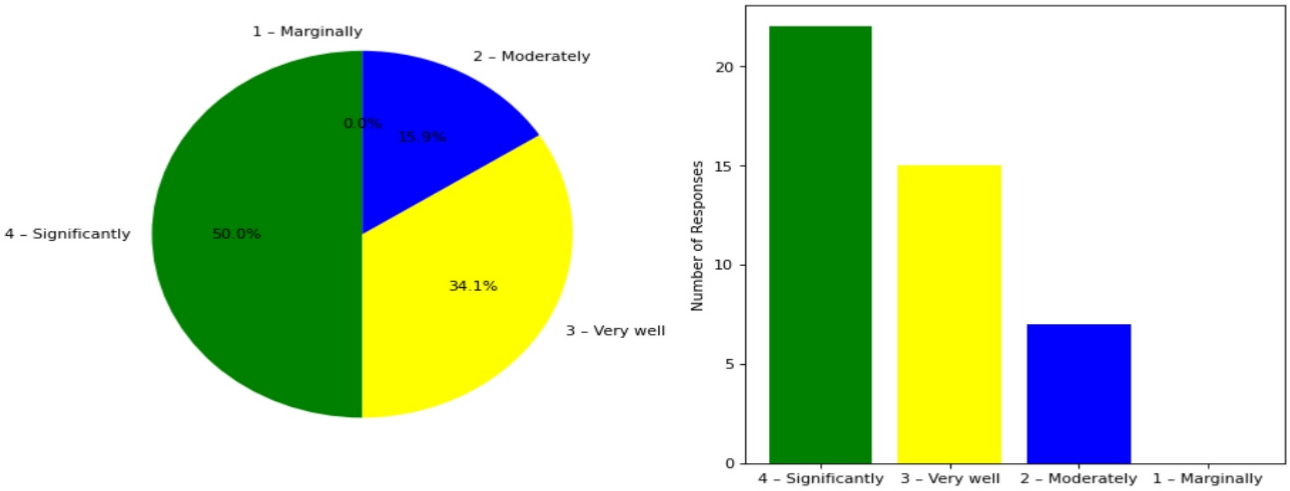

8. Teachers inform students about expected competencies, course outcomes , programme outcomes and overall system of outcome based education(OBE)

4 – Every time: [26] = (59.09%) 3 – Usually: [13] = (29.55%) 2– Occasionally/Sometimes: [5] = (11.36%) 1 – Rarely: [0] = (0.0%)

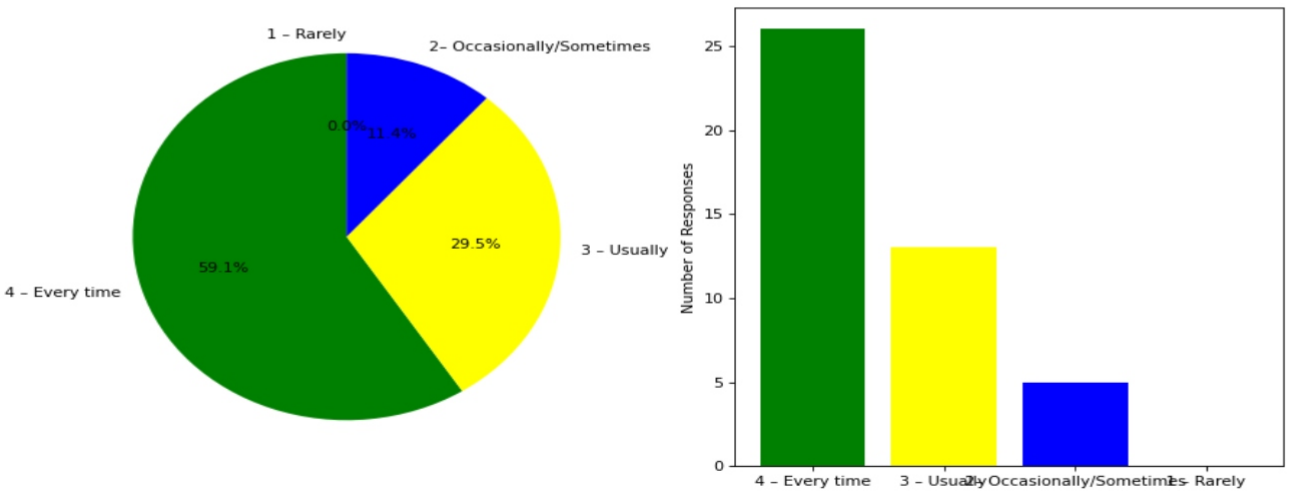

9. Your mentor interacts with you to encourage on your strengths and counsel you to overcome your weakness by identifying them

4 – Regularly: [24] = (54.55%) 3 – Usually: [14] = (31.82%) 2 – Occasionally/Sometimes: [3] = (6.82%) 1 – Rarely: [3] = (6.82%)

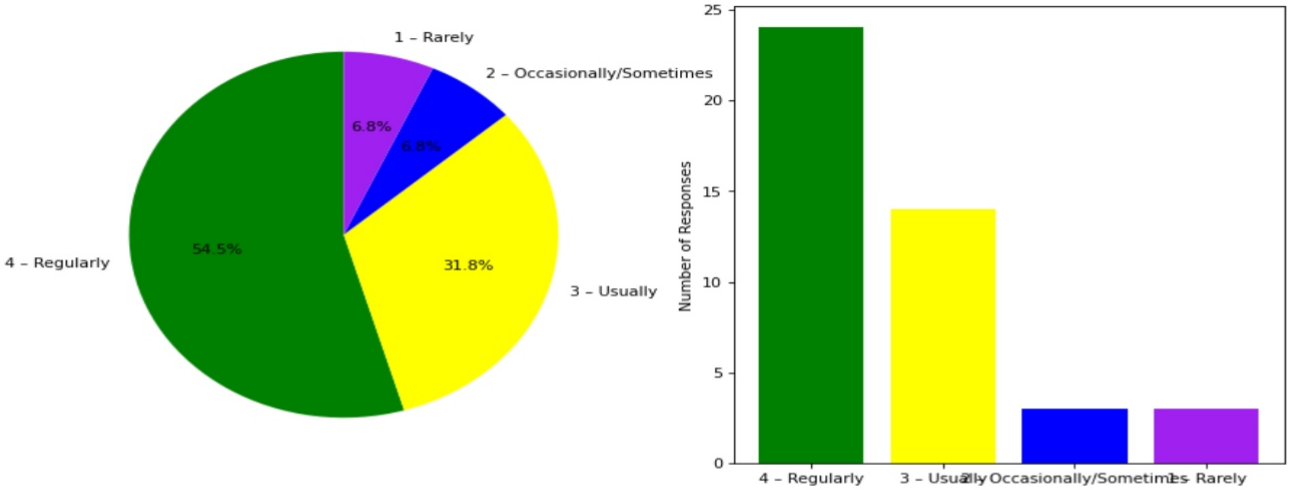

10. The teachers illustrate the concepts through examples and applications and use student centric methods, such as experiential learning, participative learning and problem solving methodologies for enhancing learning experiences

4 – Every time: [28] = (63.64%) 3 – Usually: [12] = (27.27%) 2 – Occasionally/Sometimes: [3] = (6.82%) 1 – Rarely: [1] = (2.27%)

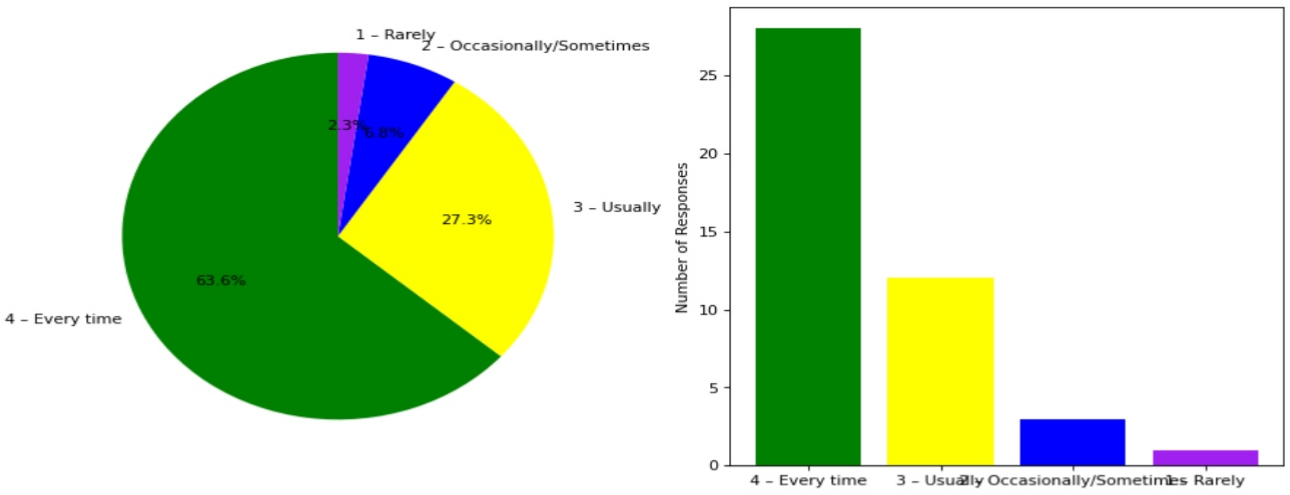

11. The institute takes active interest in promoting internship, field visit, organizes workshop/seminar/extracurricular/co-curricular activities and helps to inculcate soft skills, life skills and employability skills for the holistic development of the students

4 – Every time: [26] = (59.09%) 3 – Usually: [13] = (29.55%) 2 – Occasionally/Sometimes: [5] = (11.36%) 1 – Rarely: [0] = (0.0%)

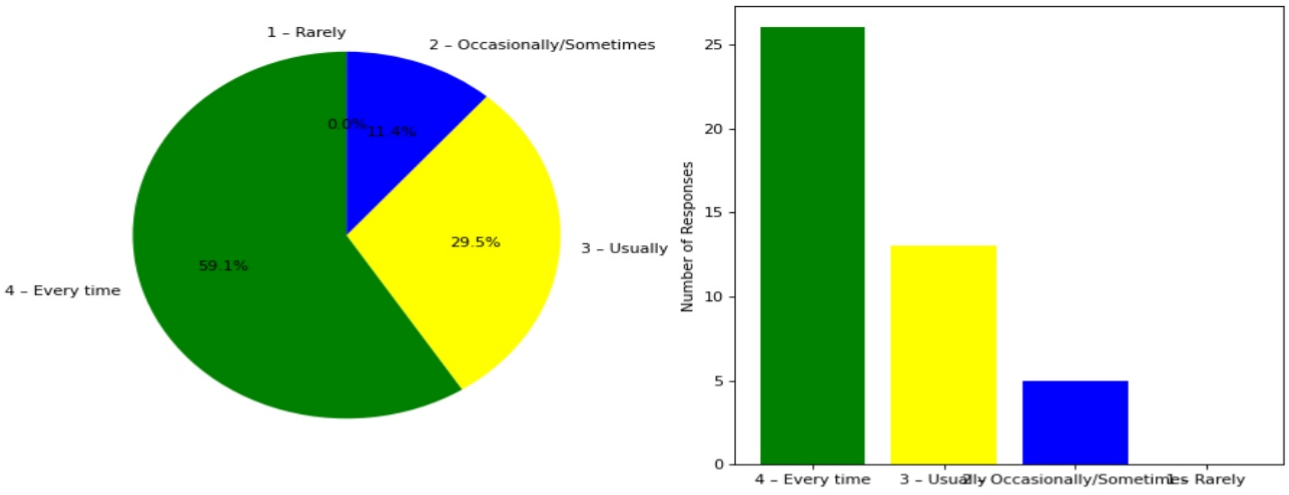

12. Percentage of teachers using ICT tools such as LCD projector, Multimedia, etc. while teaching

4 – Above 90%: [21] = (47.73%) 3 – 60 – 89%: [18] = (40.91%) 2 – 30 – 59%: [5] = (11.36%) 1 – Below 30%: [0] = (0.0%)

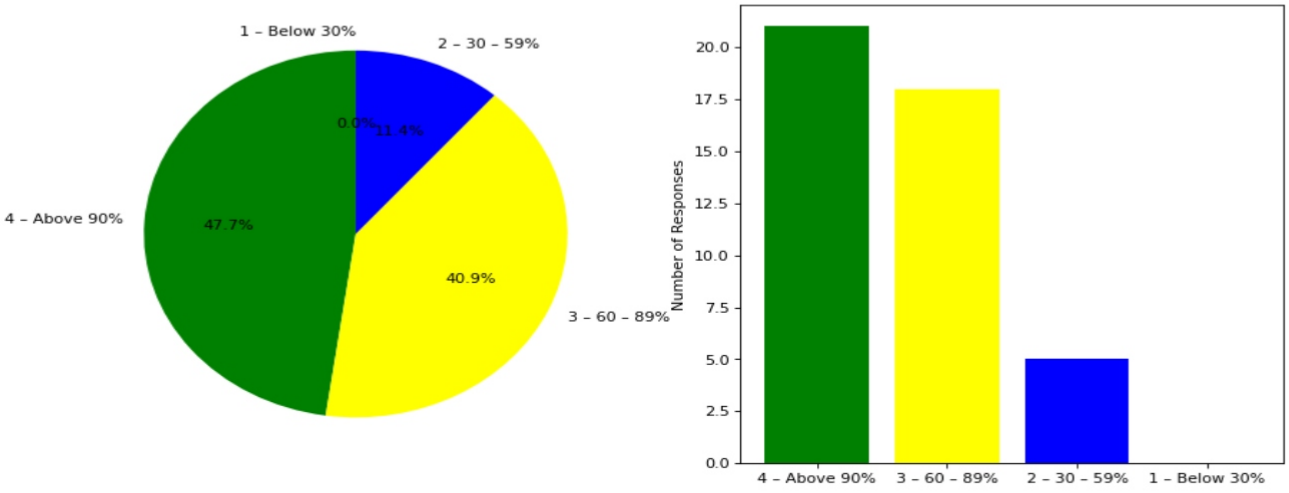

Feedback on Facilities

13. Class room facility

4-Excellent: [21] = (48.84%) 3-Very Good: [15] = (34.88%) 2-Good: [6] = (13.95%) 1-Poor: [1] = (2.33%)

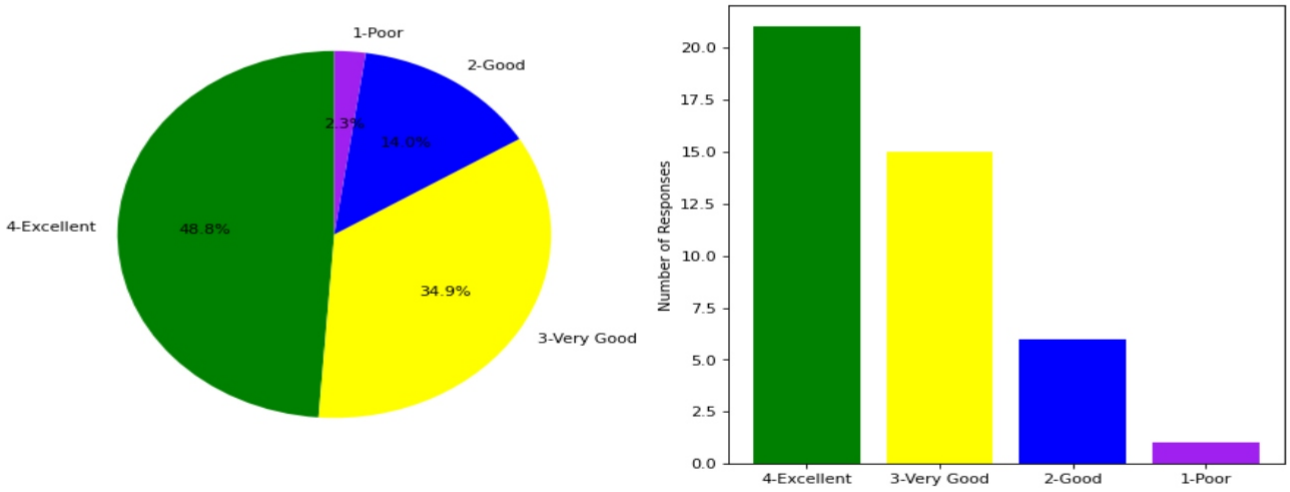

14. Laboratory facility

4-Excellent: [24] = (55.81%) 3-Very Good: [15] = (34.88%) 2-Good: [3] = (6.98%) 1-Poor: [1] = (2.33%)

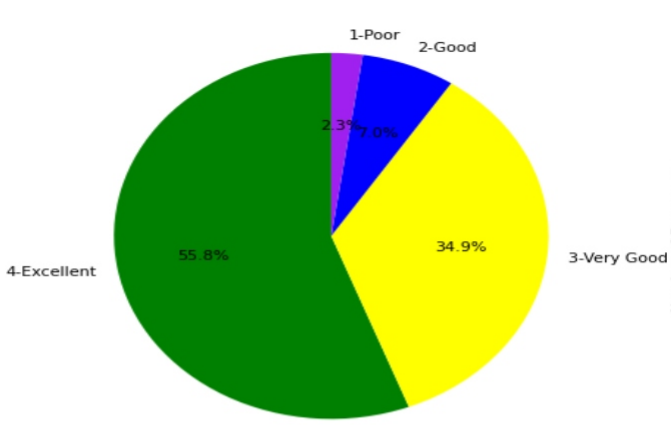

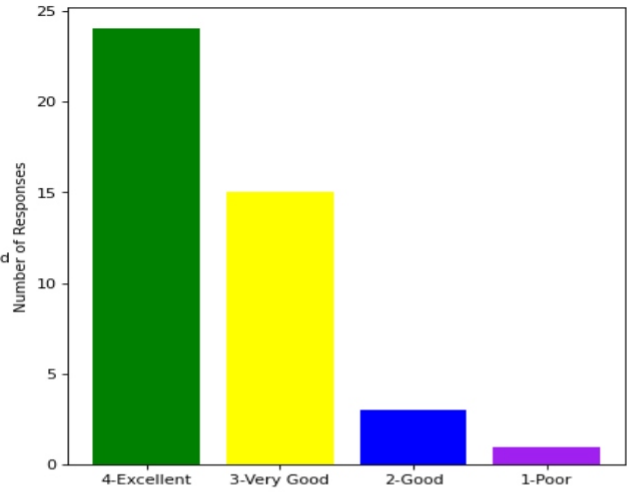

15. Library facility

4-Excellent: [21] = (47.73%) 3-Very Good: [17] = (38.64%) 2-Good: [5] = (11.36%) 1-Poor: [1] = (2.27%)

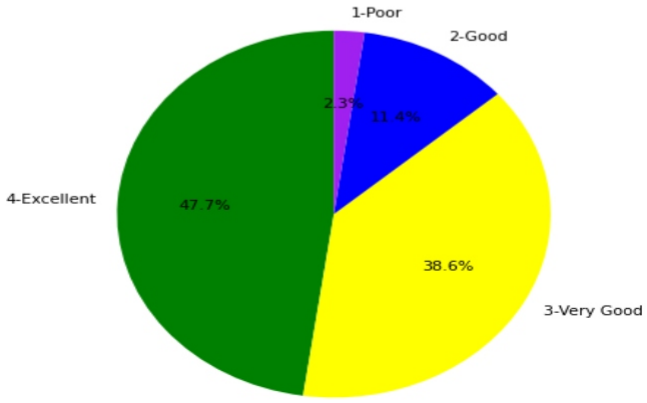

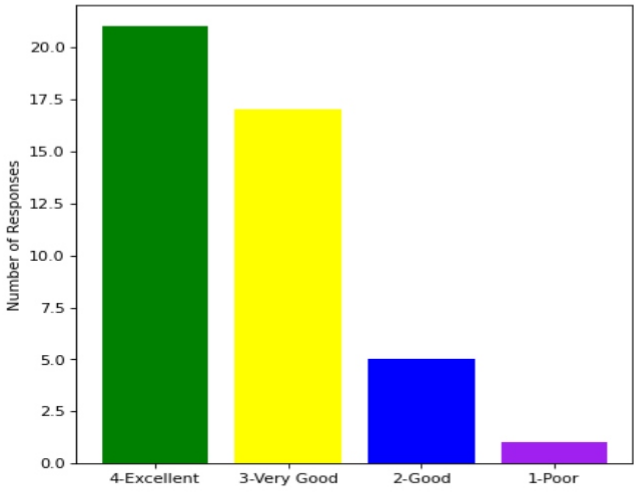

16. Hostel facility

4-Excellent: [19] = (43.18%) 3-Very Good: [11] = (25.0%) 2-Good: [6] = (13.64%) 1-Poor: [8] = (18.18%)

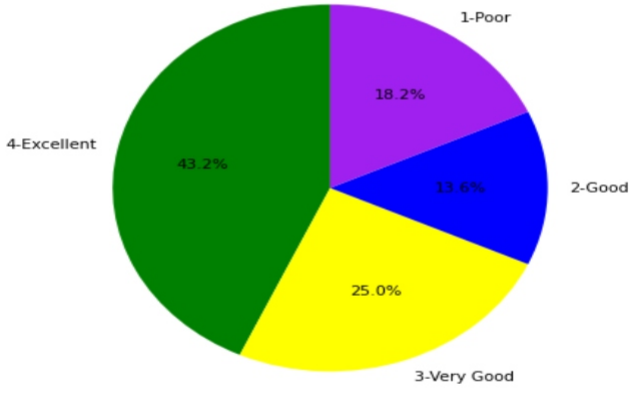

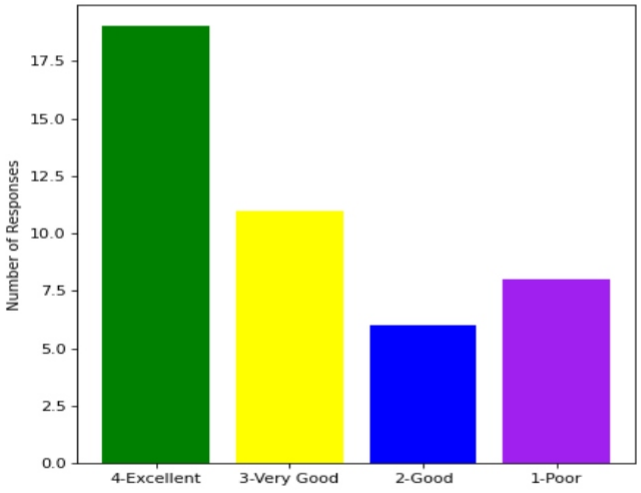

17. Sports facility

4-Excellent: [18] = (41.86%) 3-Very Good: [12] = (27.91%) 2-Good: [11] = (25.58%) 1-Poor: [2] = (4.65%)

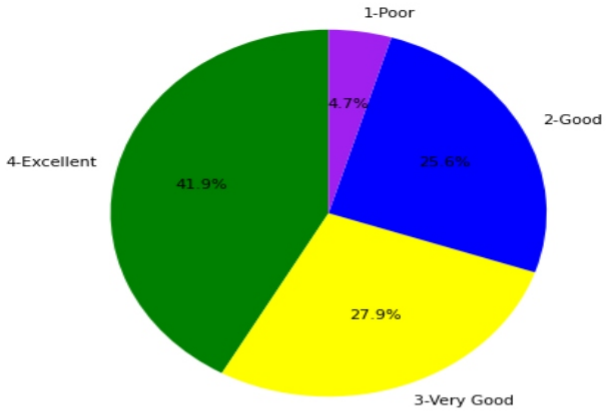

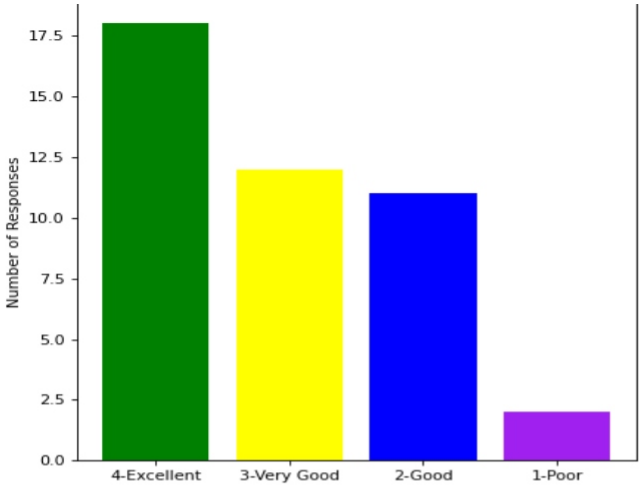

18. Water facility

4-Excellent: [21] = (47.73%) 3-Very Good: [12] = (27.27%) 2-Good: [8] = (18.18%) 1-Poor: [3] = (6.82%)

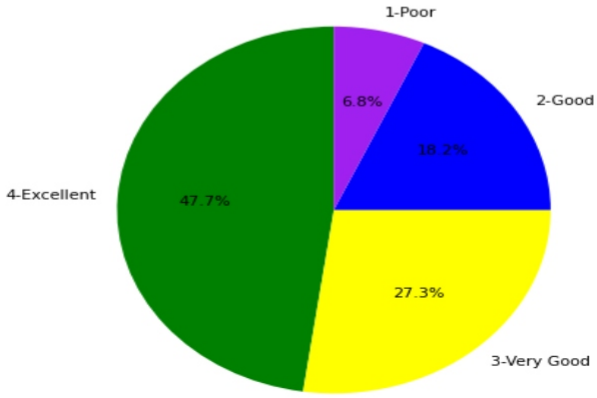

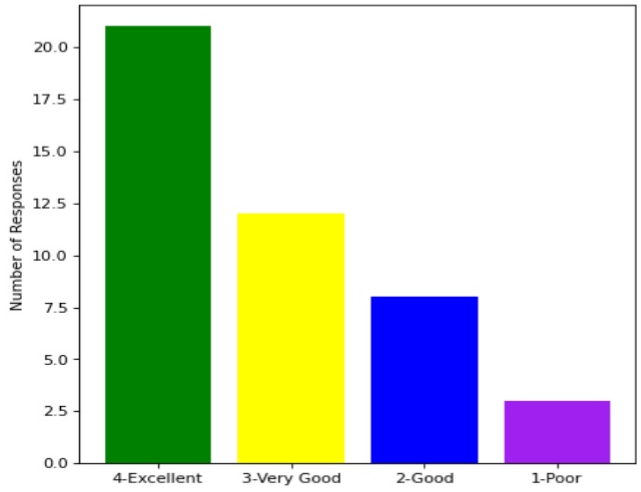

19. Cleanliness and Hygiene

4-Excellent: [18] = (40.91%) 3-Very Good: [10] = (22.73%) 2-Good: [11] = (25.0%) 1-Poor: [5] = (11.36%)



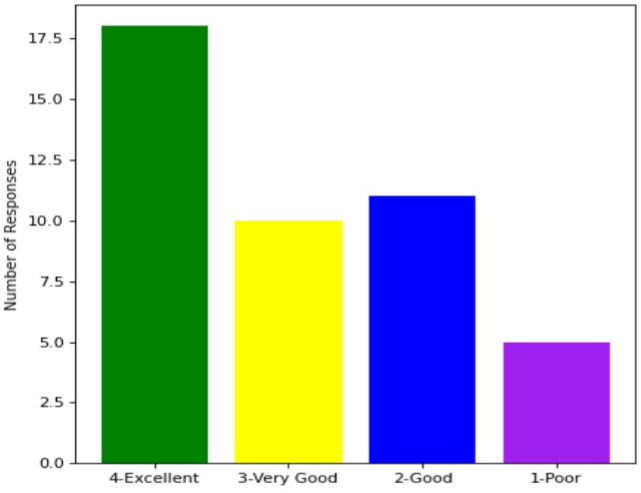

20. Canteen facility

4-Excellent: [20] = (45.45%) 3-Very Good: [11] = (25.0%) 2-Good: [7] = (15.91%) 1-Poor: [6] = (13.64%)

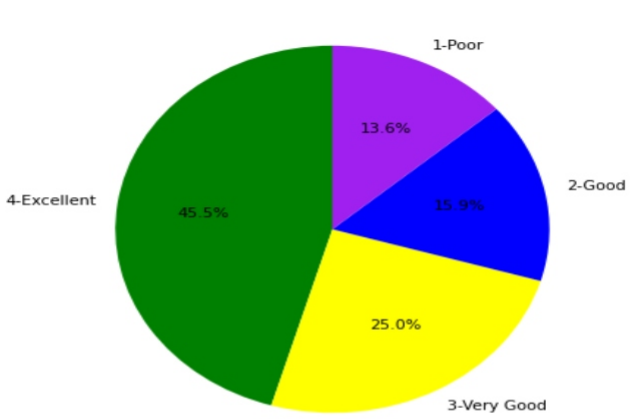

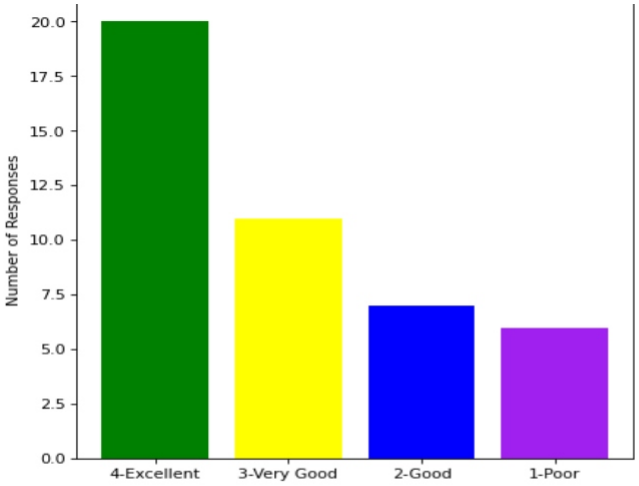

21. Internet facility

4-Excellent: [20] = (46.51%) 3-Very Good: [13] = (30.23%) 2-Good: [6] = (13.95%) 1-Poor: [4] = (9.3%)

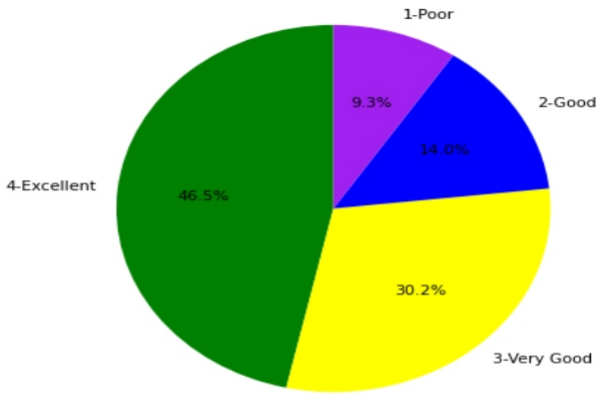

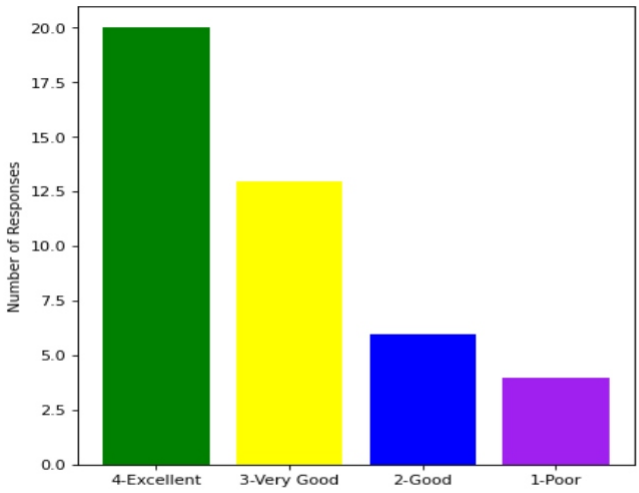

This is a computer generated statement and does not require a signature.