DR. B. C. ROY ENGINEERING COLLEGE, DURGAPUR

DEDICATED TO QUALITY EDUCATION

AFFILIATED TO MAKAUT | APPROVED BY AICTE | *NBA ACCREDITED | NAAC ACCREDITED

An Autonomous Institute

Semester End Survey

Academic Year: 2025-26

Department: CSE (CYBER SECURITY)

Semester: FOURTH

Total number of students participated in the survey: 41

Feedback on Academics

1. The overall syllabus coverage in the class is to an extent of

4 – 85 to 100%: [10] = (24.39%) 3 – 70 to 84%: [12] = (29.27%) 2 – 50 to 69%: [11] = (26.83%) 1-Less than 50%: [8] = (19.51%)

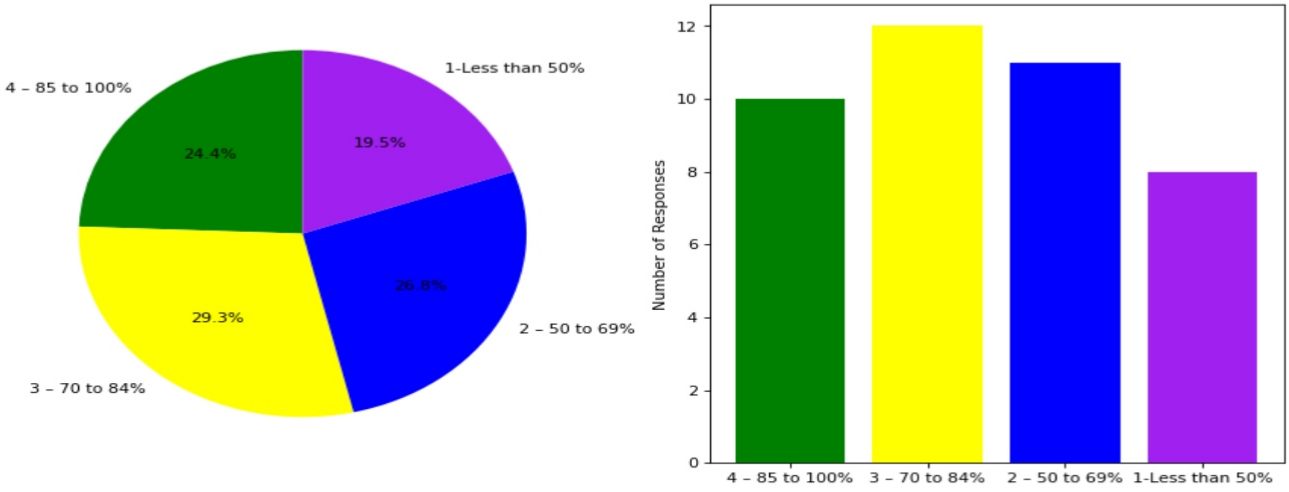

2. Teachers are prepared for the classes

4 –Thoroughly: [8] = (19.51%) 3 – Satisfactorily: [21] = (51.22%) 2 – Poorly: [0] = (0.0%) 1 – Indifferently: [12] = (29.27%)

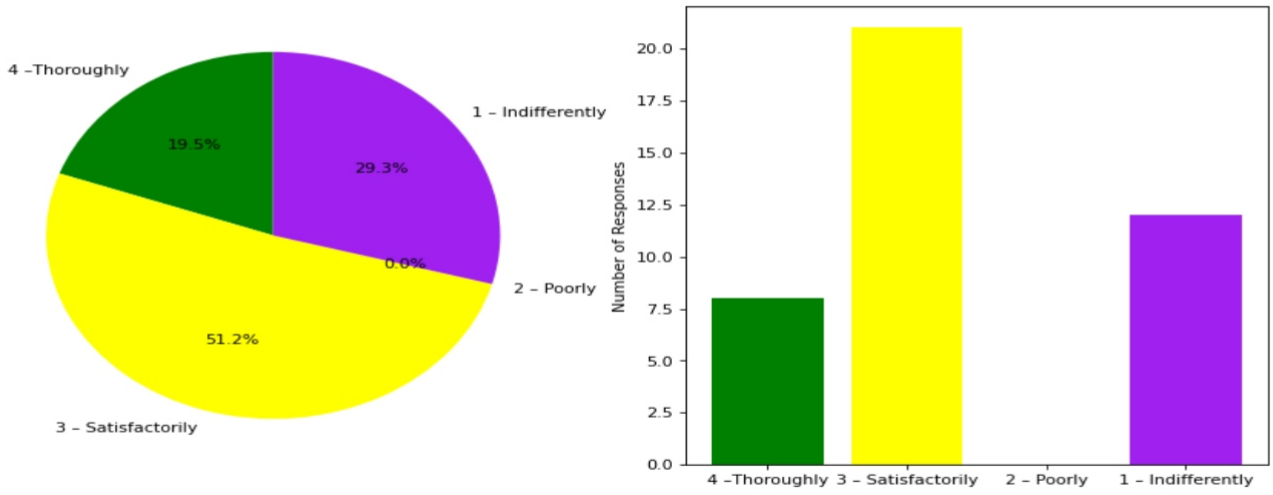

3. Communication of the teachers in the class and outside the class is

4 – Always effective: [8] = (19.51%) 3 – Sometimes effective: [18] = (43.9%) 2 – Just satisfactorily: [8] = (19.51%) 1– Not satisfactory: [7] = (17.07%)

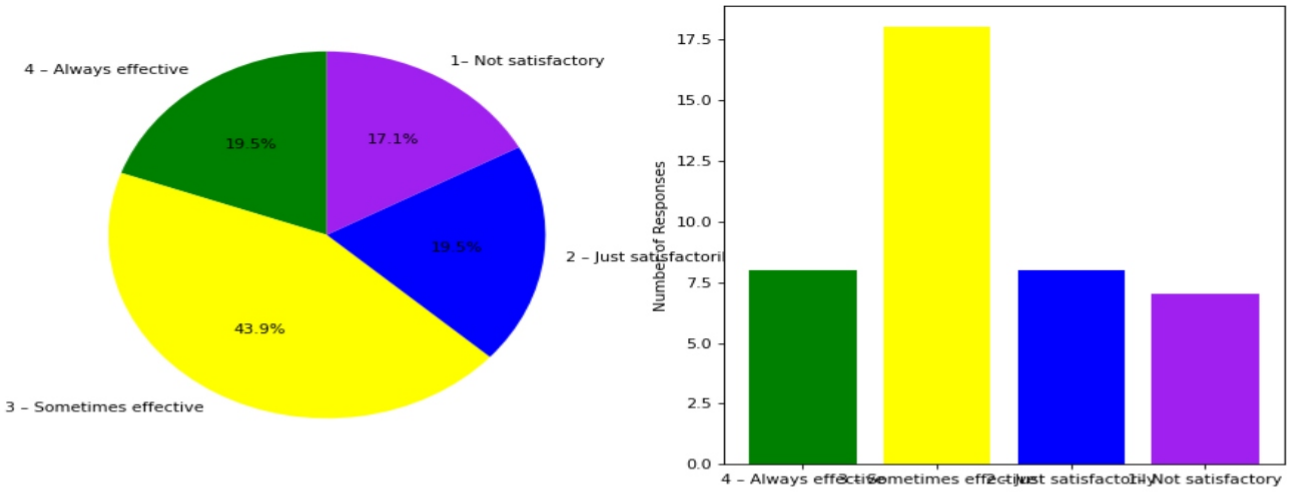

4. Overall learning environment in the classes and laboratories is

4– Excellent: [5] = (12.2%) 3 – Very good: [14] = (34.15%) 2 – Good: [12] = (29.27%) 1 – Fair: [10] = (24.39%)

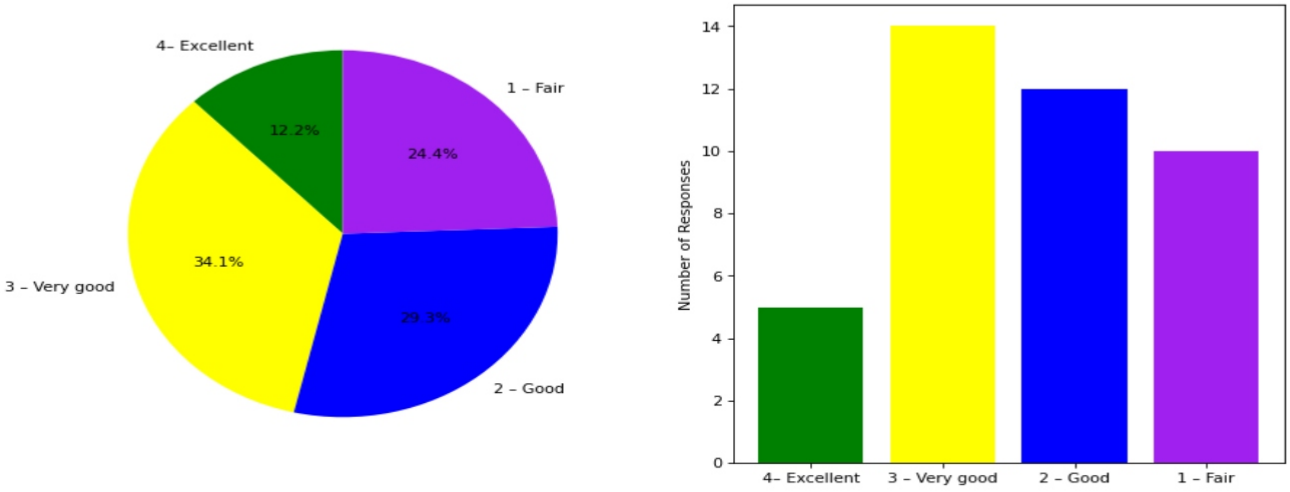

5. Fairness of the internal evaluation process by the teachers is

4 – Always fair: [7] = (17.5%) 3 – Usually fair: [18] = (45.0%) 2 – Sometimes unfair: [9] = (22.5%) 1 – Usually unfair: [6] = (15.0%)

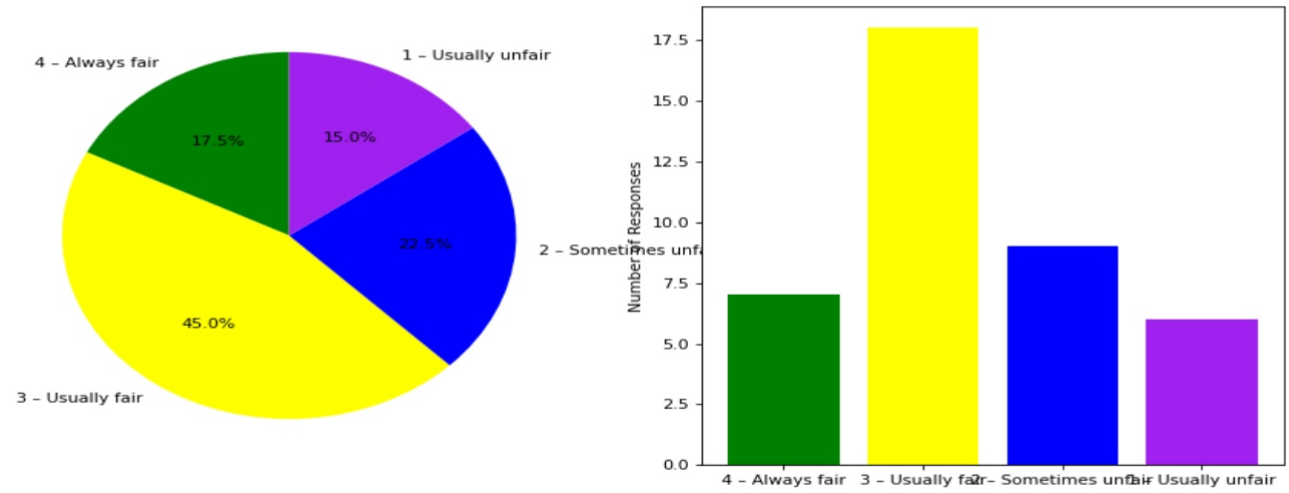

6. The performance in internal evaluations and laboratory experimentation is discussed with the students

4 – Every time: [10] = (25.0%) 3 – Usually: [17] = (42.5%) 2 – Occasionally/Sometimes: [6] = (15.0%) 1 – Rarely: [7] = (17.5%)

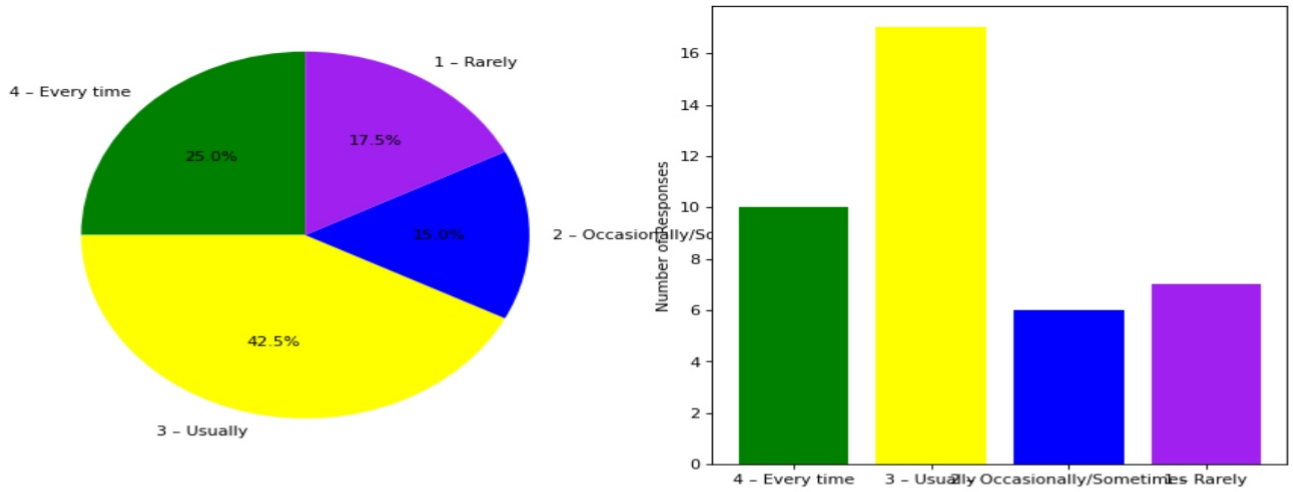

7. The teaching and mentoring process in the department supports the development of your cognitive, social, and emotional growth

4 – Significantly: [6] = (14.63%) 3 – Very well: [13] = (31.71%) 2 – Moderately: [14] = (34.15%) 1 – Marginally: [8] = (19.51%)

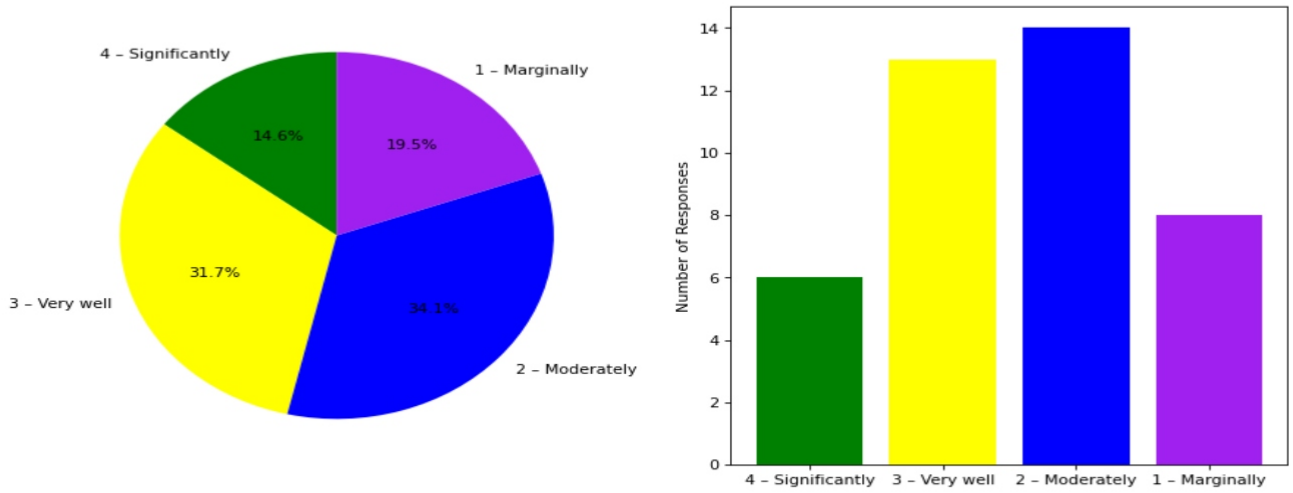

8. Teachers inform students about expected competencies, course outcomes , programme outcomes and overall system of outcome based education(OBE)

4 – Every time: [6] = (15.0%) 3 – Usually: [20] = (50.0%) 2– Occasionally/Sometimes: [8] = (20.0%) 1 – Rarely: [6] = (15.0%)

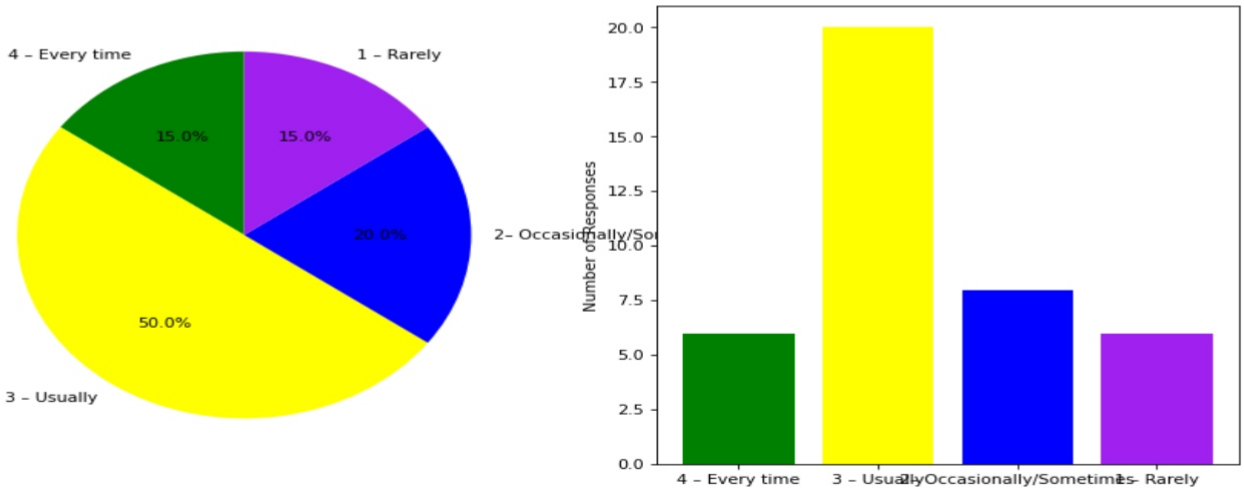

9. Your mentor interacts with you to encourage on your strengths and counsel you to overcome your weakness by identifying them

4 – Regularly: [7] = (17.07%) 3 – Usually: [16] = (39.02%) 2 – Occasionally/Sometimes: [9] = (21.95%) 1 – Rarely: [9] = (21.95%)

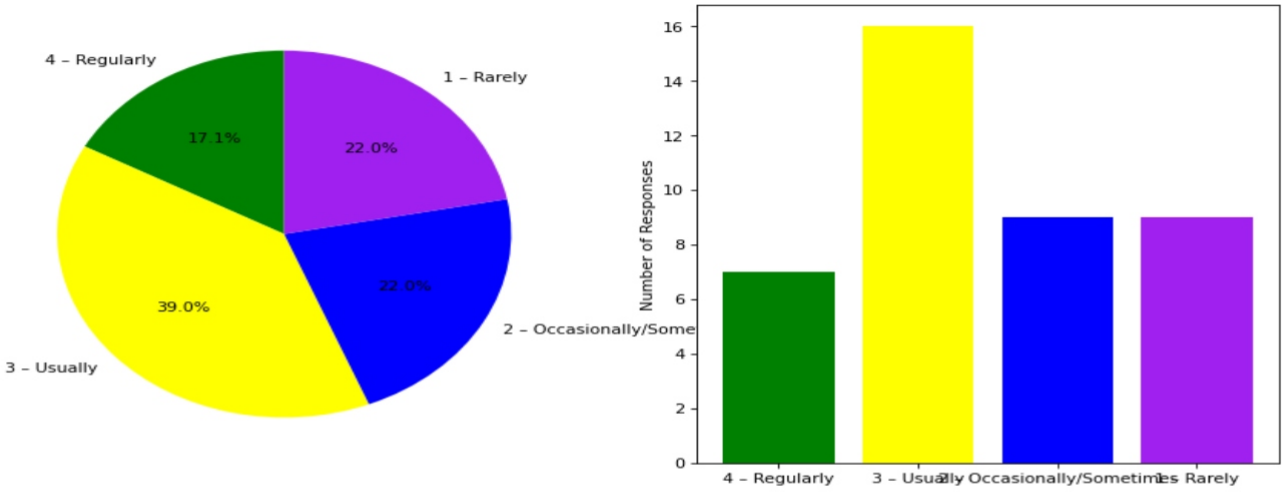

10. The teachers illustrate the concepts through examples and applications and use student centric methods, such as experiential learning, participative learning and problem solving methodologies for enhancing learning experiences

4 – Every time: [5] = (12.5%) 3 – Usually: [18] = (45.0%) 2 – Occasionally/Sometimes: [8] = (20.0%) 1 – Rarely: [9] = (22.5%)

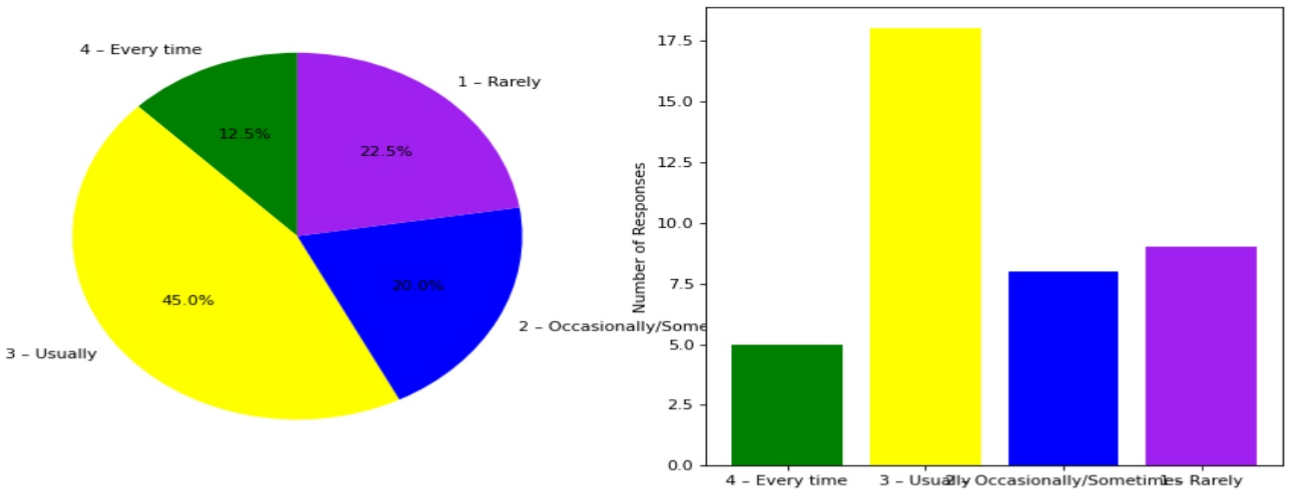

11. The institute takes active interest in promoting internship, field visit, organizes workshop/seminar/extracurricular/co-curricular activities and helps to inculcate soft skills, life skills and employability skills for the holistic development of the students

4 – Every time: [7] = (17.07%) 3 – Usually: [16] = (39.02%) 2 – Occasionally/Sometimes: [7] = (17.07%) 1 – Rarely: [11] = (26.83%)

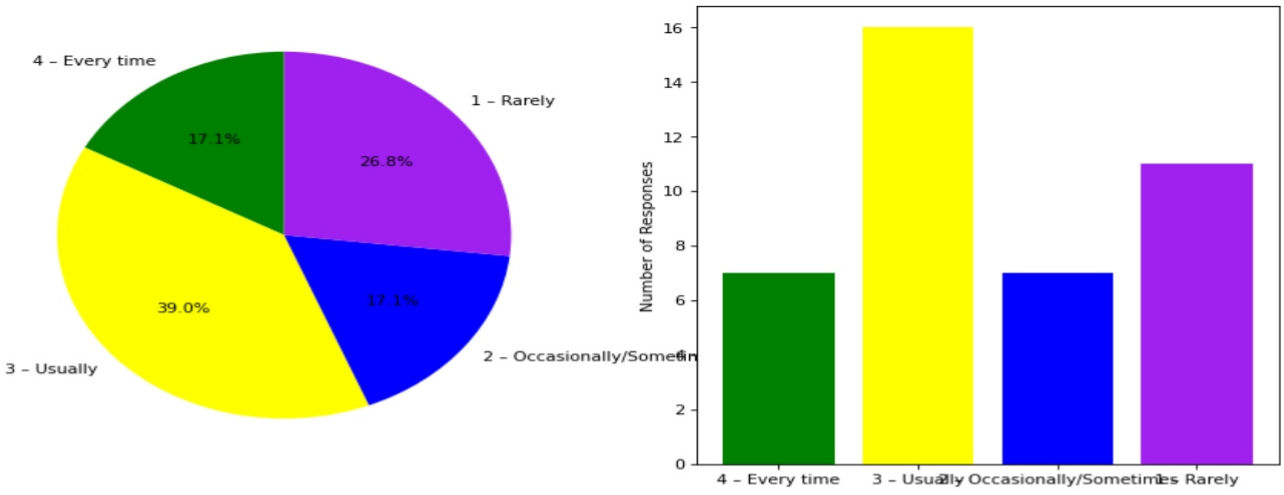

12. Percentage of teachers using ICT tools such as LCD projector, Multimedia, etc. while teaching

4 – Above 90%: [10] = (24.39%) 3 – 60 – 89%: [12] = (29.27%) 2 – 30 – 59%: [11] = (26.83%) 1 – Below 30%: [8] = (19.51%)

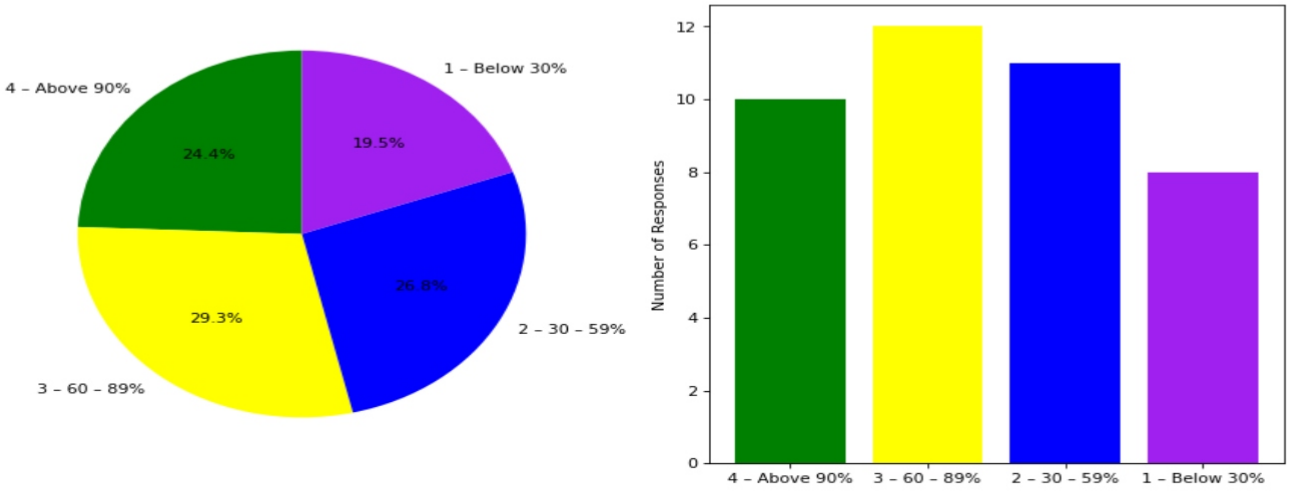

Feedback on Facilities

13. Class room facility

4-Excellent: [5] = (12.2%) 3-Very Good: [20] = (48.78%) 2-Good: [10] = (24.39%) 1-Poor: [6] = (14.63%)

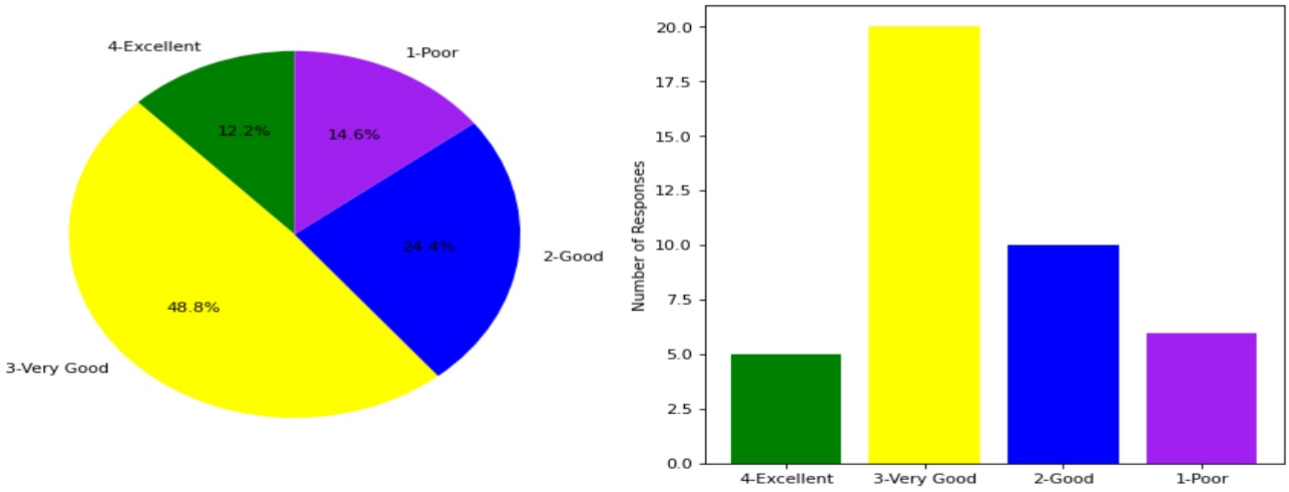

14. Laboratory facility

4-Excellent: [4] = (10.0%) 3-Very Good: [12] = (30.0%) 2-Good: [11] = (27.5%) 1-Poor: [13] = (32.5%)

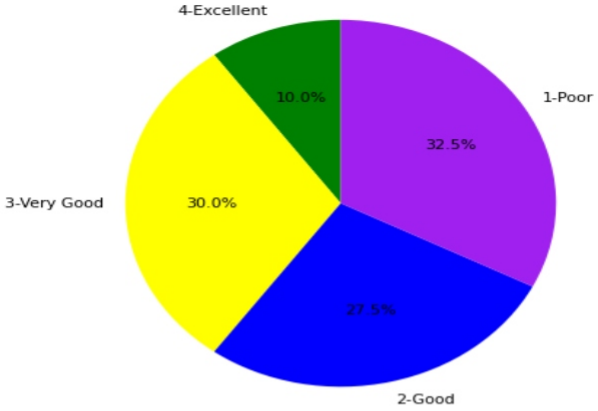

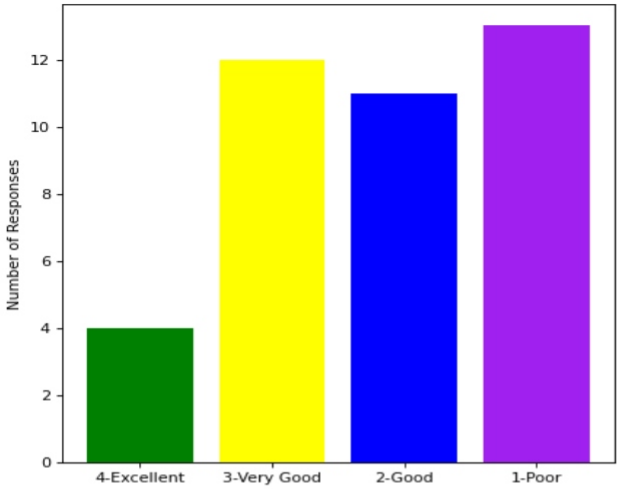

15. Library facility

4-Excellent: [9] = (21.95%) 3-Very Good: [11] = (26.83%) 2-Good: [13] = (31.71%) 1-Poor: [8] = (19.51%)

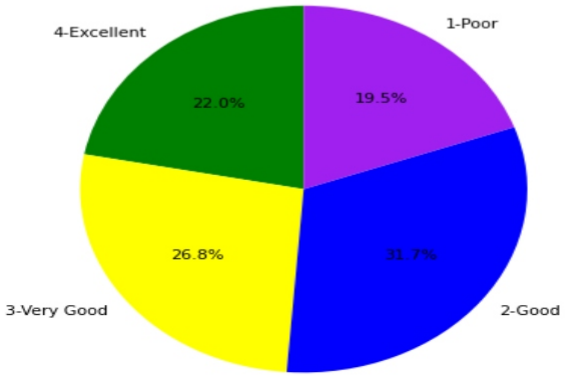

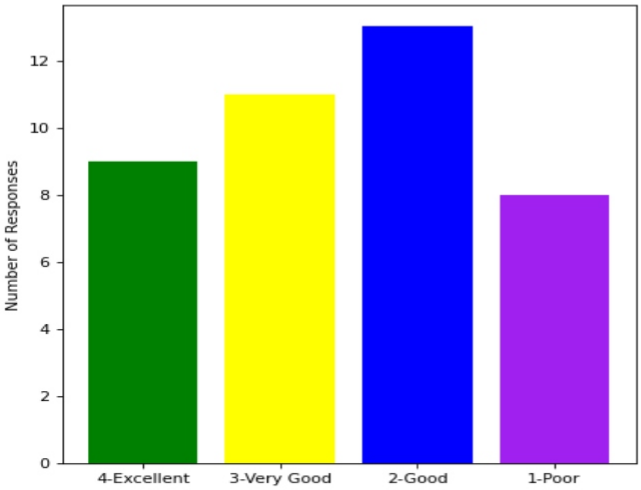

16. Hostel facility

4-Excellent: [5] = (13.16%) 3-Very Good: [6] = (15.79%) 2-Good: [14] = (36.84%) 1-Poor: [13] = (34.21%)

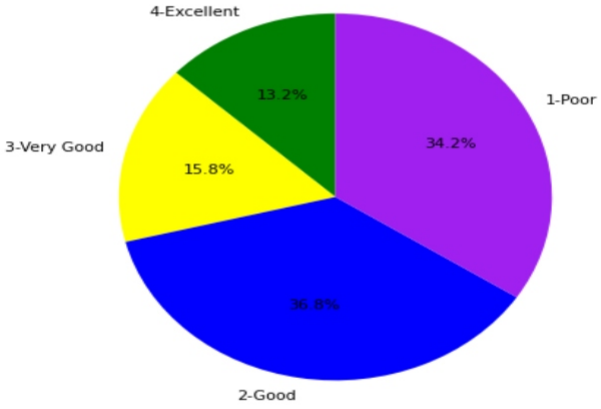

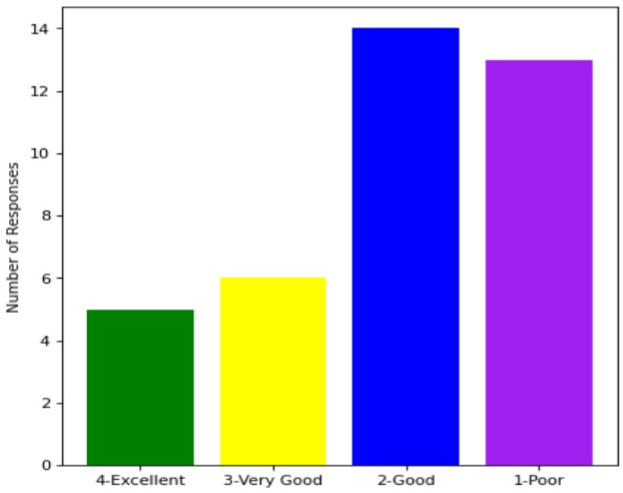

17. Sports facility

4-Excellent: [4] = (10.0%) 3-Very Good: [9] = (22.5%) 2-Good: [18] = (45.0%) 1-Poor: [9] = (22.5%)

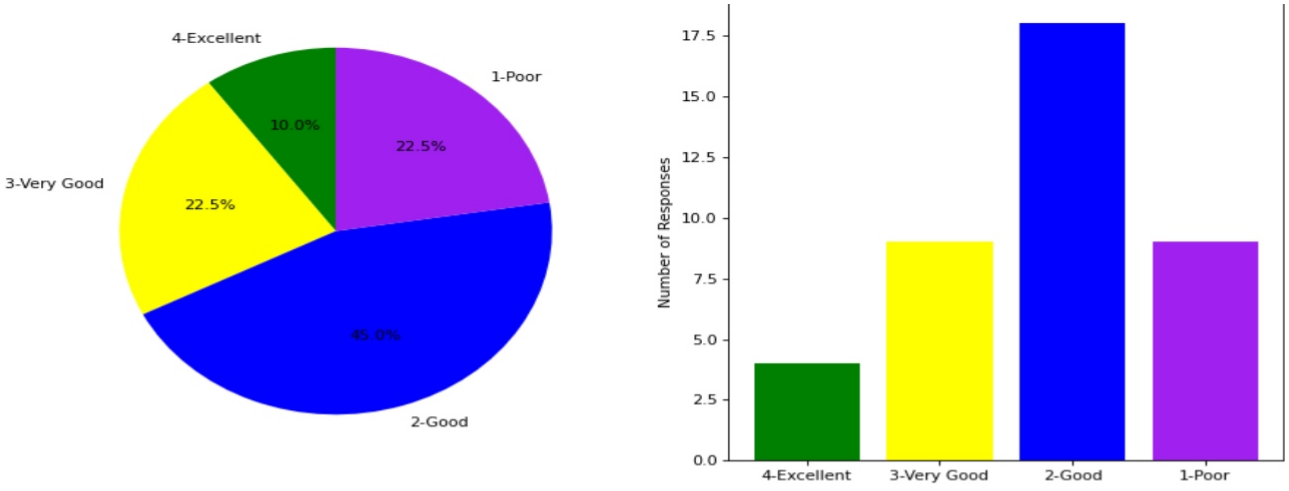

18. Water facility

4-Excellent: [6] = (14.63%) 3-Very Good: [13] = (31.71%) 2-Good: [14] = (34.15%) 1-Poor: [8] = (19.51%)

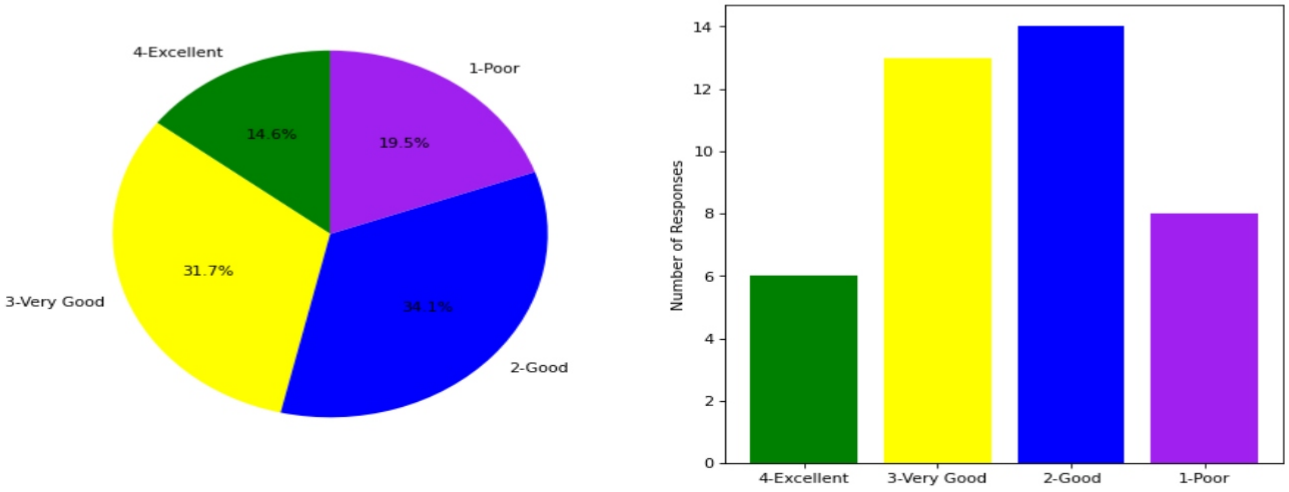

19. Cleanliness and Hygiene

4-Excellent: [4] = (9.76%) 3-Very Good: [11] = (26.83%) 2-Good: [15] = (36.59%) 1-Poor: [11] = (26.83%)

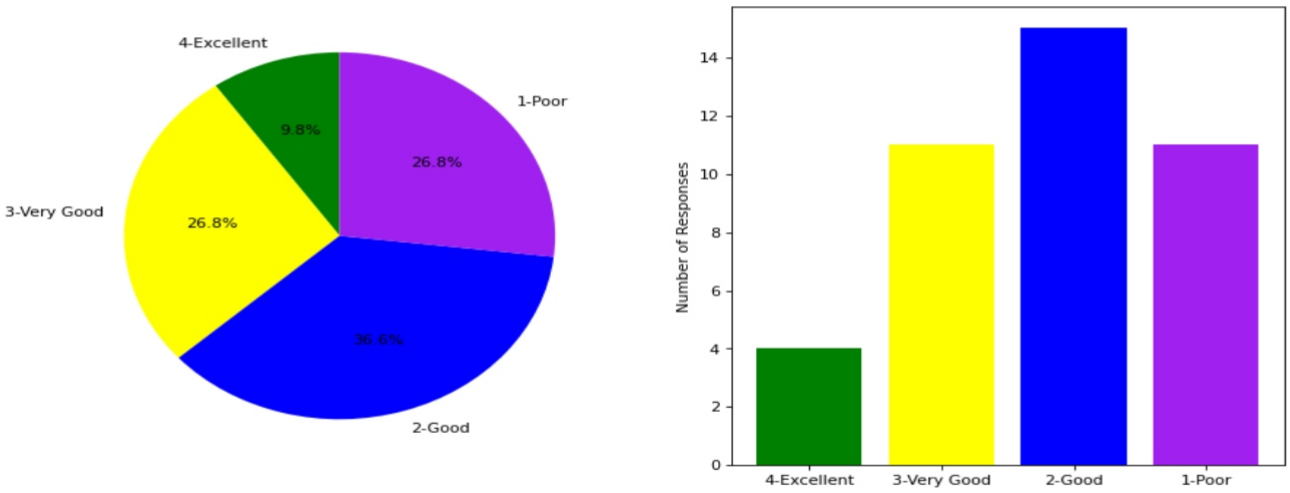

20. Canteen facility

4-Excellent: [6] = (14.63%) 3-Very Good: [11] = (26.83%) 2-Good: [12] = (29.27%) 1-Poor: [12] = (29.27%)

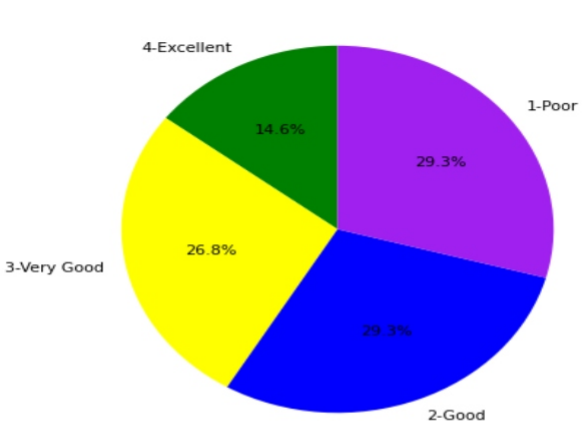

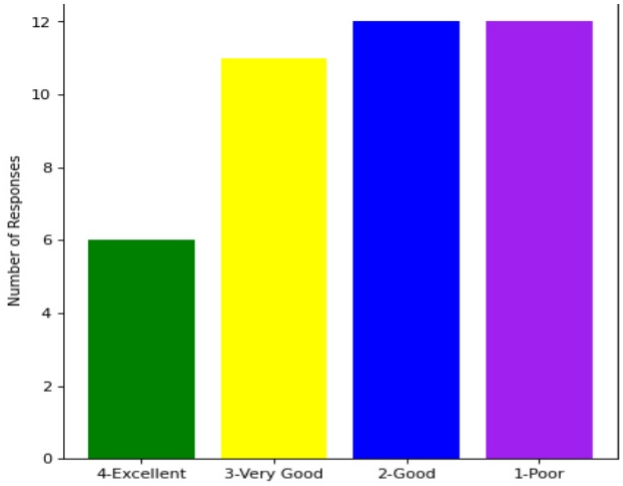

21. Internet facility

4-Excellent: [4] = (9.76%) 3-Very Good: [7] = (17.07%) 2-Good: [14] = (34.15%) 1-Poor: [16] = (39.02%)

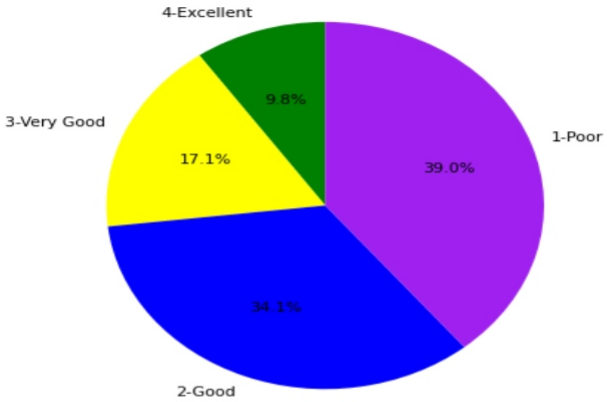

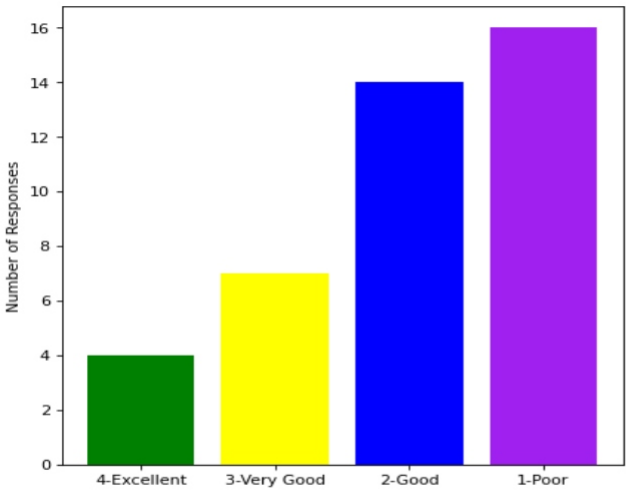

This is a computer generated statement and does not require a signature.