DR. B. C. ROY ENGINEERING COLLEGE, DURGAPUR

DEDICATED TO QUALITY EDUCATION

AFFILIATED TO MAKAUT | APPROVED BY AICTE | *NBA ACCREDITED | NAAC ACCREDITED

An Autonomous Institute

Semester End Survey

Academic Year: 2025-26

Department: CSE (AIML)

Semester: FOURTH

Total number of students participated in the survey: 52

Feedback on Academics

1. The overall syllabus coverage in the class is to an extent of

4 – 85 to 100%: [13] = (24.53%) 3 – 70 to 84%: [23] = (43.4%) 2 – 50 to 69%: [16] = (30.19%) 1-Less than 50%: [1] = (1.89%)

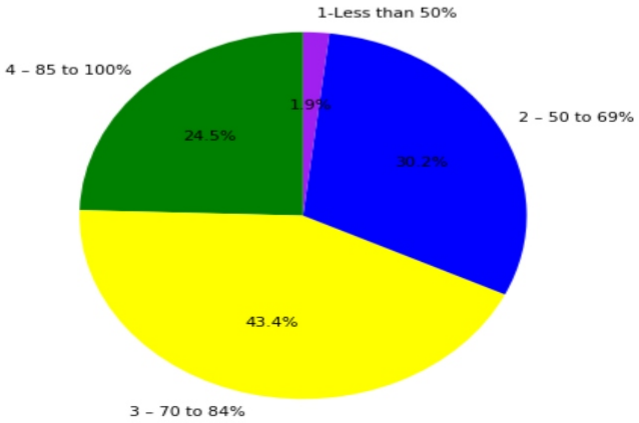

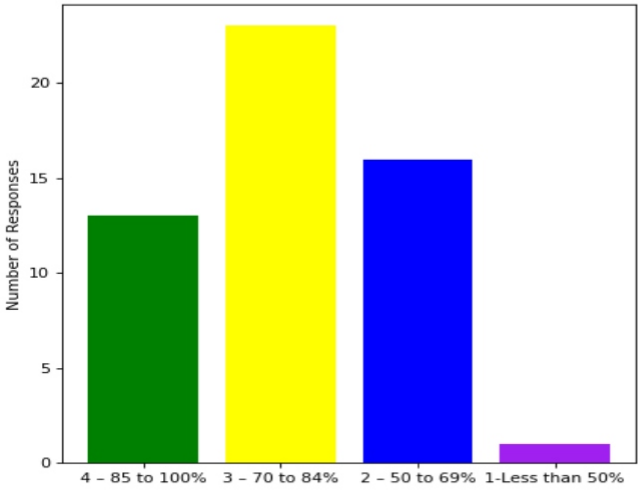

2. Teachers are prepared for the classes

4 –Thoroughly: [10] = (18.87%) 3 – Satisfactorily: [34] = (64.15%) 2 – Poorly: [0] = (0.0%) 1 – Indifferently: [9] = (16.98%)

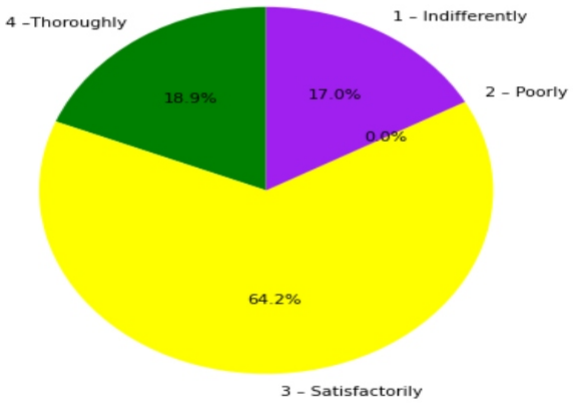

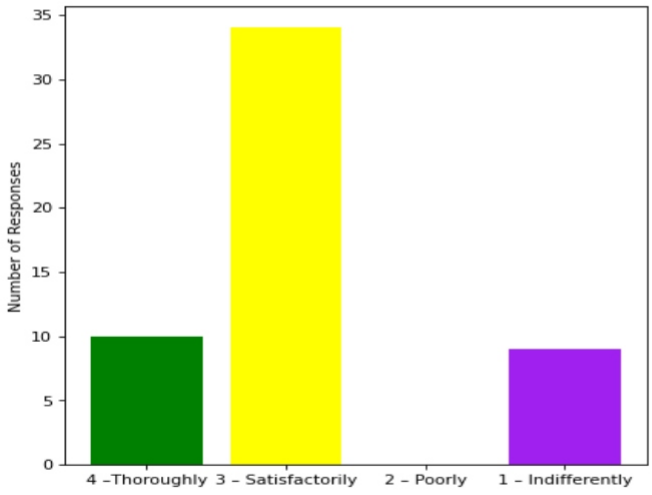

3. Communication of the teachers in the class and outside the class is

4 – Always effective: [17] = (32.69%) 3 – Sometimes effective: [22] = (42.31%) 2 – Just satisfactorily: [12] = (23.08%) 1– Not satisfactory: [1] = (1.92%)

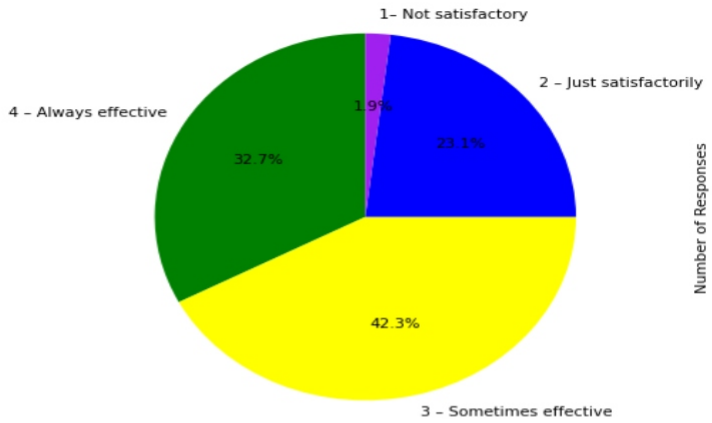

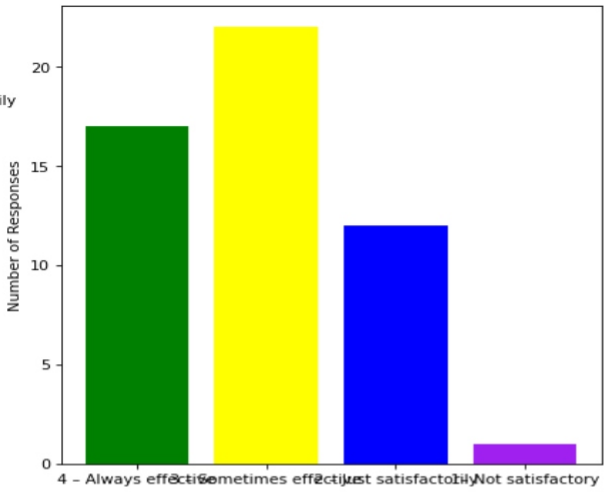

4. Overall learning environment in the classes and laboratories is

4– Excellent: [12] = (23.08%) 3 – Very good: [16] = (30.77%) 2 – Good: [21] = (40.38%) 1 – Fair: [3] = (5.77%)

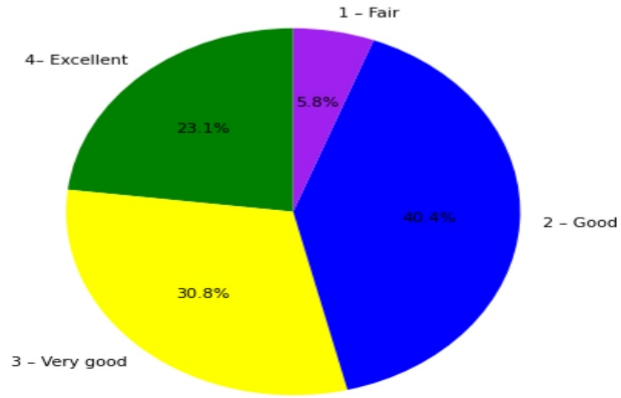

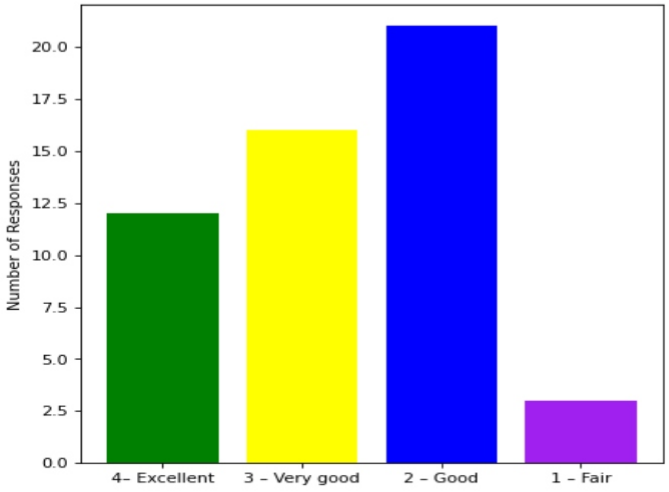

5. Fairness of the internal evaluation process by the teachers is

4 – Always fair: [13] = (24.53%) 3 – Usually fair: [28] = (52.83%) 2 – Sometimes unfair: [9] = (16.98%) 1 – Usually unfair: [3] = (5.66%)

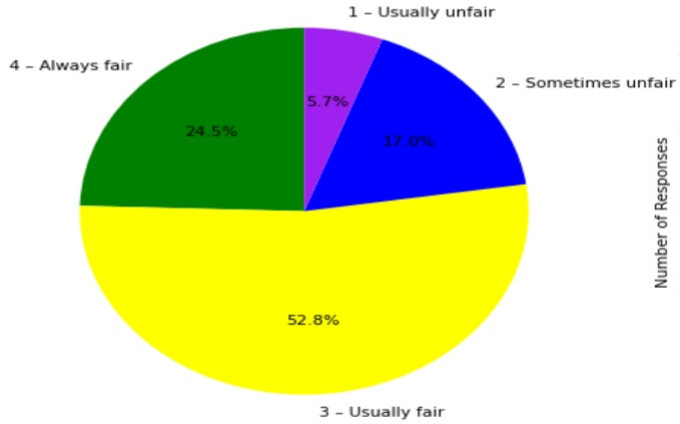

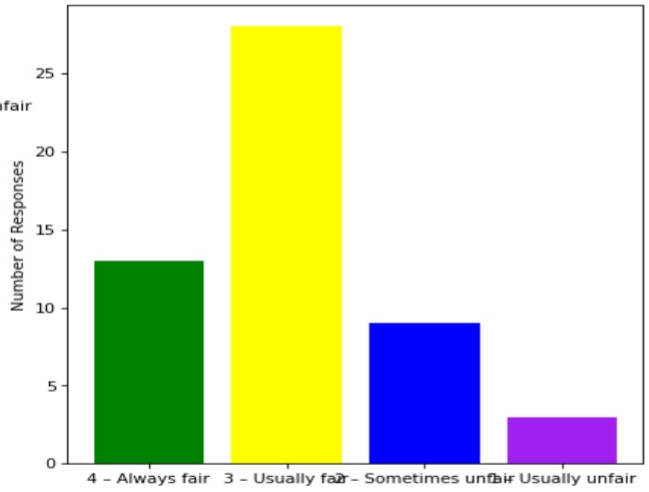

6. The performance in internal evaluations and laboratory experimentation is discussed with the students

4 – Every time: [14] = (26.42%) 3 – Usually: [22] = (41.51%) 2 – Occasionally/Sometimes: [14] = (26.42%) 1 – Rarely: [3] = (5.66%)

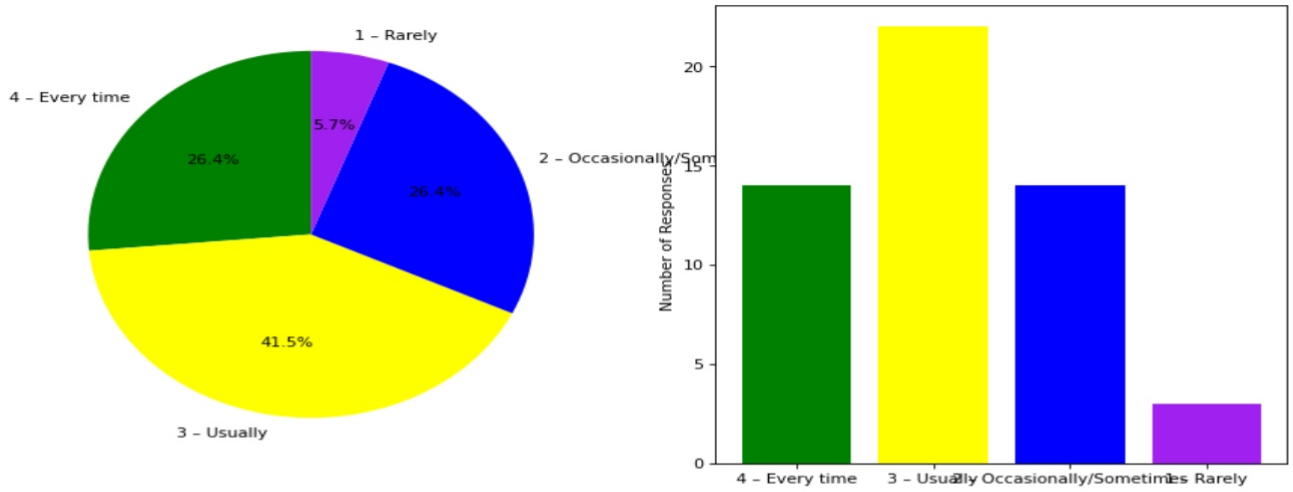

7. The teaching and mentoring process in the department supports the development of your cognitive, social, and emotional growth

4 – Significantly: [12] = (22.64%) 3 – Very well: [22] = (41.51%) 2 – Moderately: [15] = (28.3%) 1 – Marginally: [4] = (7.55%)

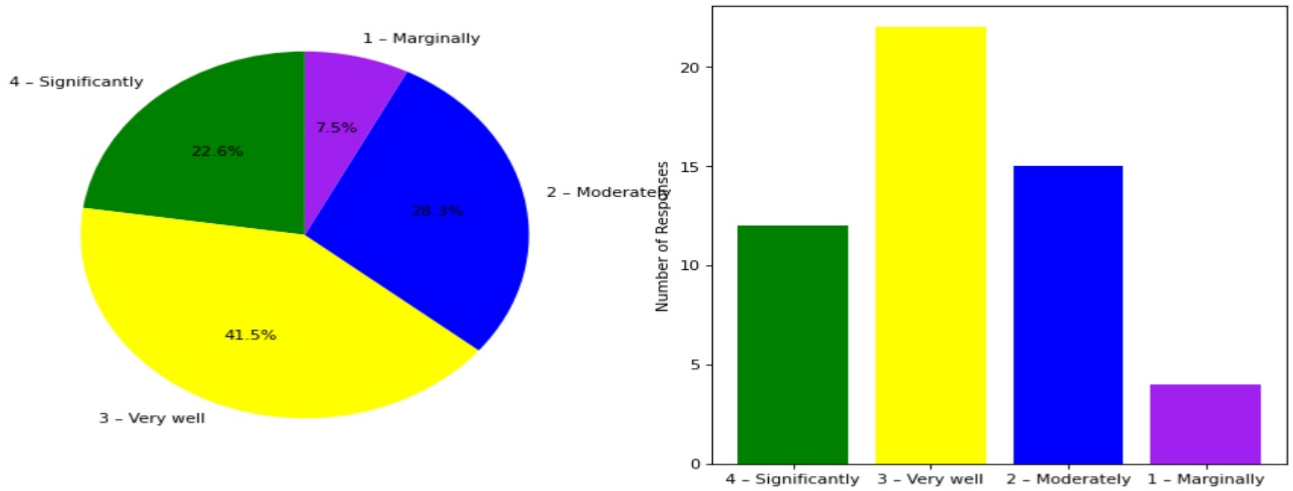

8. Teachers inform students about expected competencies, course outcomes , programme outcomes and overall system of outcome based education(OBE)

4 – Every time: [15] = (28.3%) 3 – Usually: [21] = (39.62%) 2– Occasionally/Sometimes: [14] = (26.42%) 1 – Rarely: [3] = (5.66%)

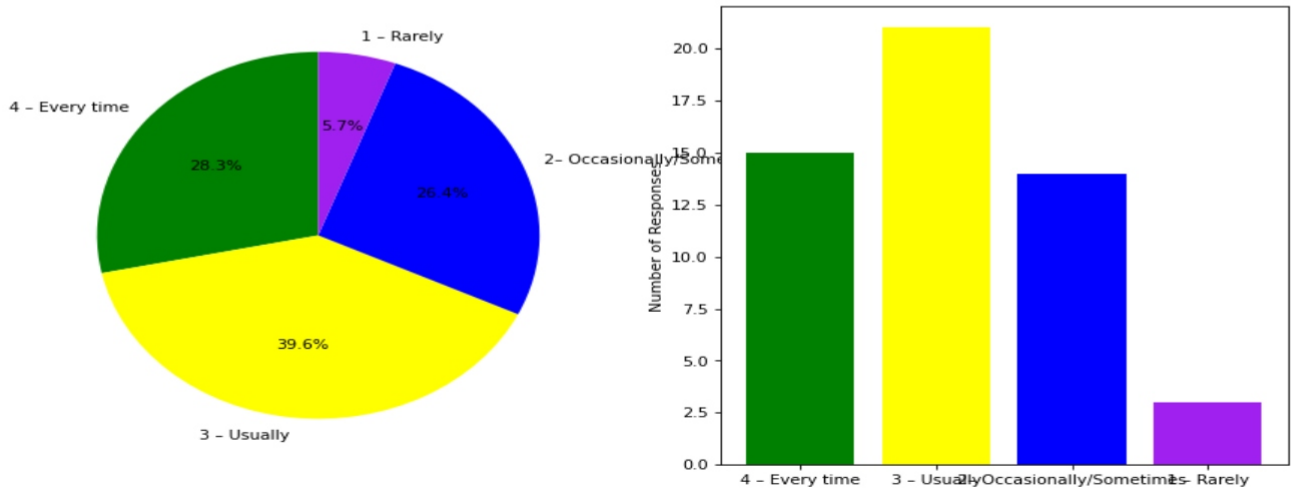

9. Your mentor interacts with you to encourage on your strengths and counsel you to overcome your weakness by identifying them

4 – Regularly: [18] = (33.96%) 3 – Usually: [21] = (39.62%) 2 – Occasionally/Sometimes: [10] = (18.87%) 1 – Rarely: [4] = (7.55%)

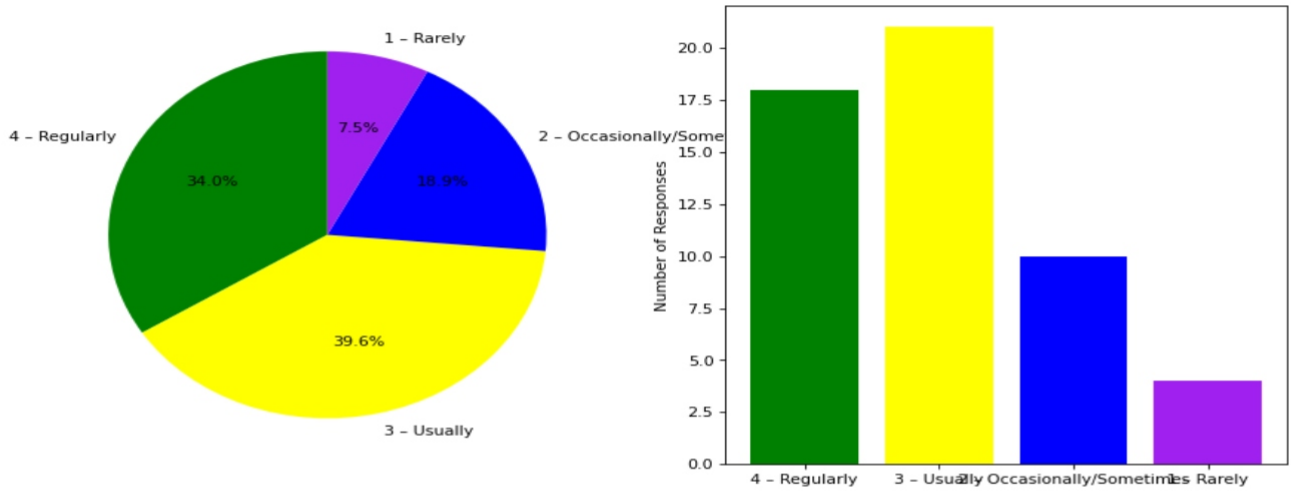

10. The teachers illustrate the concepts through examples and applications and use student centric methods, such as experiential learning, participative learning and problem solving methodologies for enhancing learning experiences

4 – Every time: [14] = (26.42%) 3 – Usually: [22] = (41.51%) 2 – Occasionally/Sometimes: [13] = (24.53%) 1 – Rarely: [4] = (7.55%)

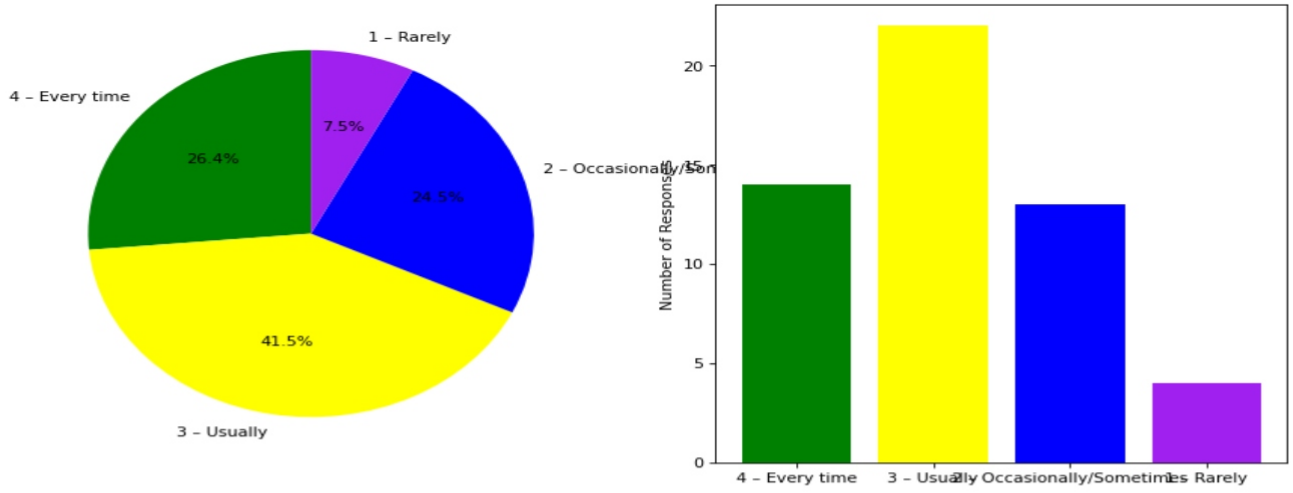

11. The institute takes active interest in promoting internship, field visit, organizes workshop/seminar/extracurricular/co-curricular activities and helps to inculcate soft skills, life skills and employability skills for the holistic development of the students

4 – Every time: [12] = (22.64%) 3 – Usually: [27] = (50.94%) 2 – Occasionally/Sometimes: [9] = (16.98%) 1 – Rarely: [5] = (9.43%)

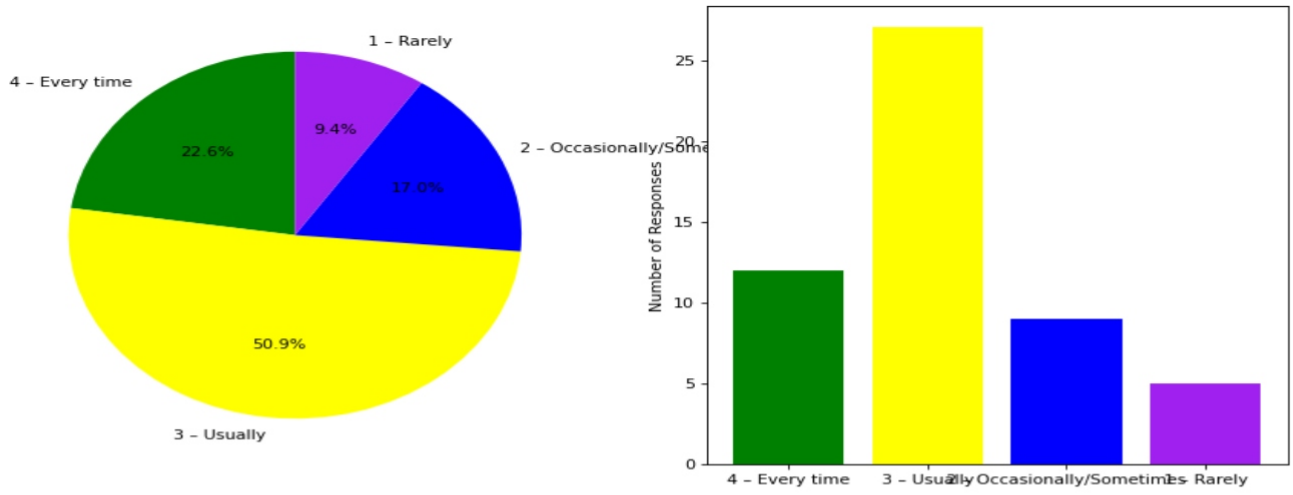

12. Percentage of teachers using ICT tools such as LCD projector, Multimedia, etc. while teaching

4 – Above 90%: [15] = (28.3%) 3 – 60 – 89%: [26] = (49.06%) 2 – 30 – 59%: [9] = (16.98%) 1 – Below 30%: [3] = (5.66%)

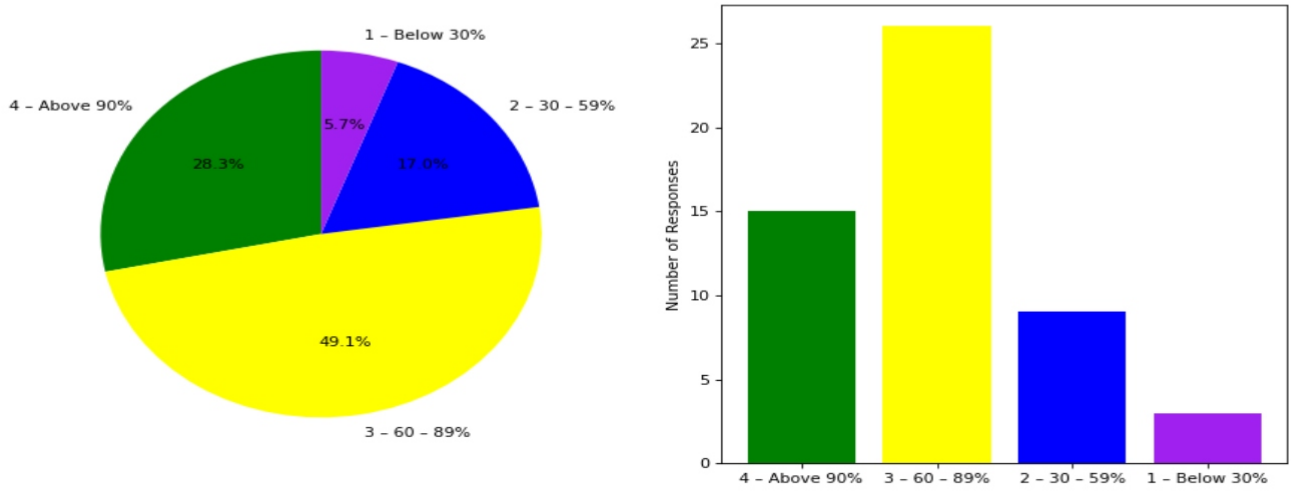

Feedback on Facilities

13. Class room facility

4-Excellent: [14] = (26.42%) 3-Very Good: [18] = (33.96%) 2-Good: [18] = (33.96%) 1-Poor: [3] = (5.66%)

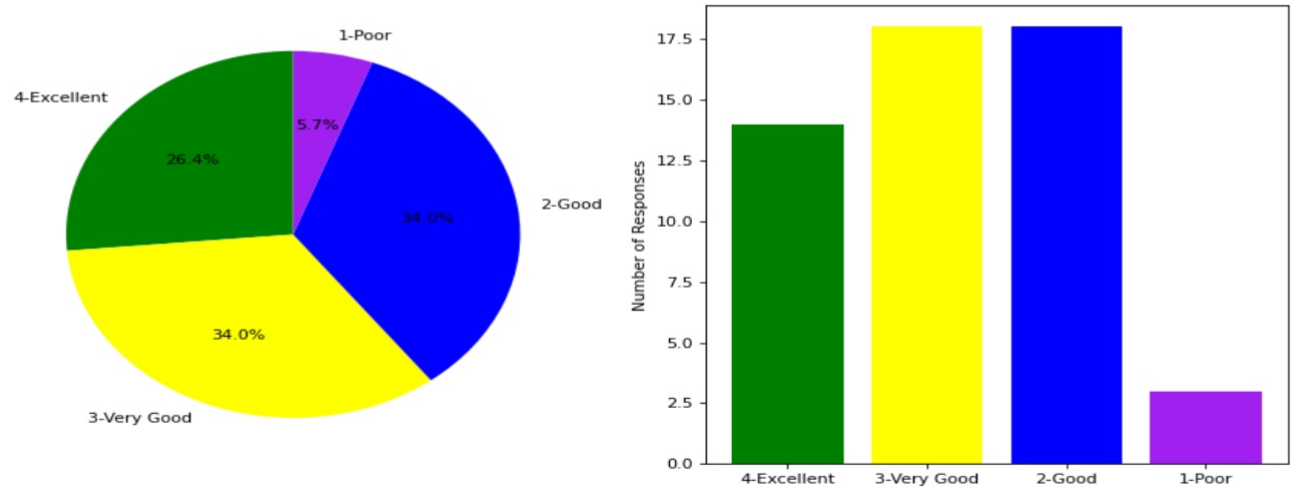

14. Laboratory facility

4-Excellent: [10] = (19.23%) 3-Very Good: [19] = (36.54%) 2-Good: [17] = (32.69%) 1-Poor: [6] = (11.54%)

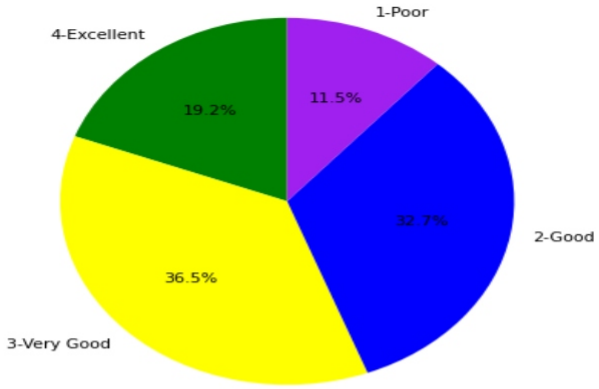

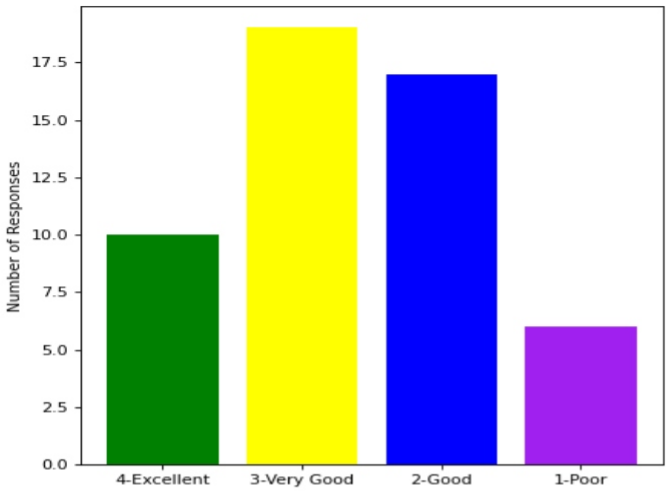

15. Library facility

4-Excellent: [10] = (19.23%) 3-Very Good: [20] = (38.46%) 2-Good: [15] = (28.85%) 1-Poor: [7] = (13.46%)

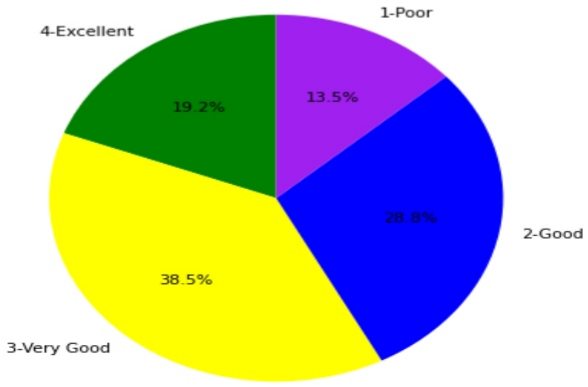

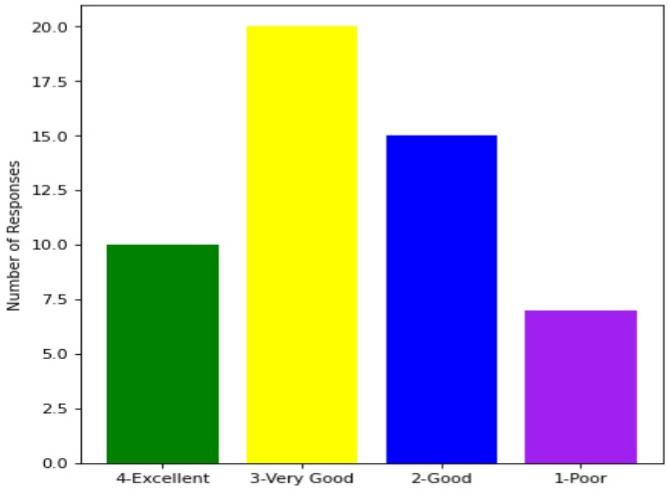

16. Hostel facility

4-Excellent: [4] = (7.69%) 3-Very Good: [13] = (25.0%) 2-Good: [19] = (36.54%) 1-Poor: [16] = (30.77%)

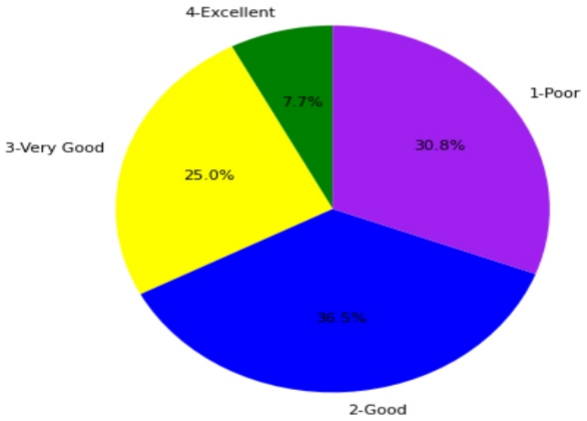

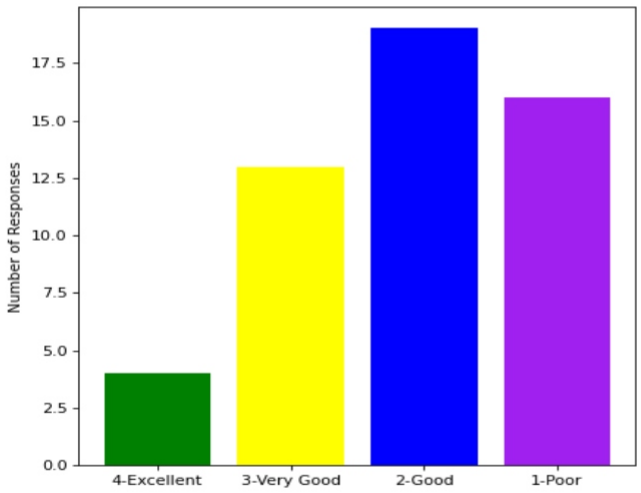

17. Sports facility

4-Excellent: [6] = (11.32%) 3-Very Good: [20] = (37.74%) 2-Good: [19] = (35.85%) 1-Poor: [8] = (15.09%)

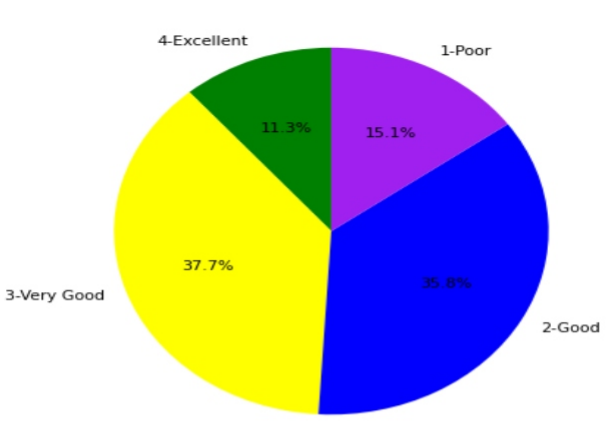

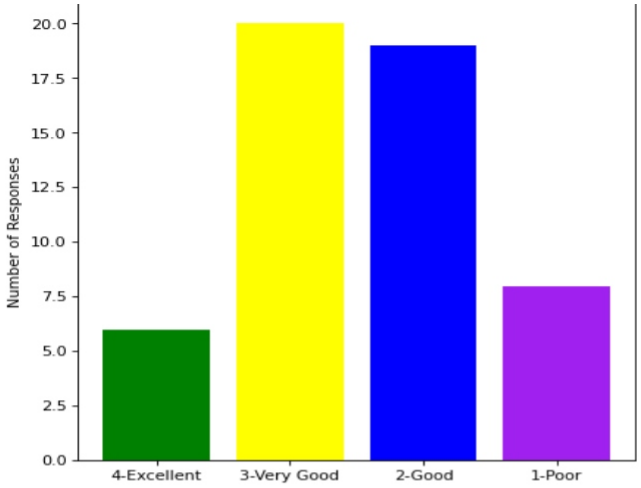

18. Water facility

4-Excellent: [6] = (11.54%) 3-Very Good: [22] = (42.31%) 2-Good: [16] = (30.77%) 1-Poor: [8] = (15.38%)

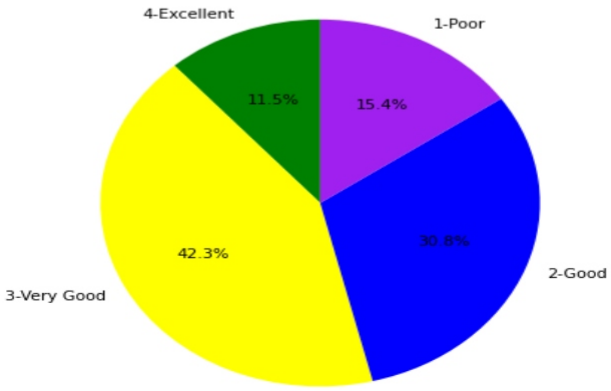

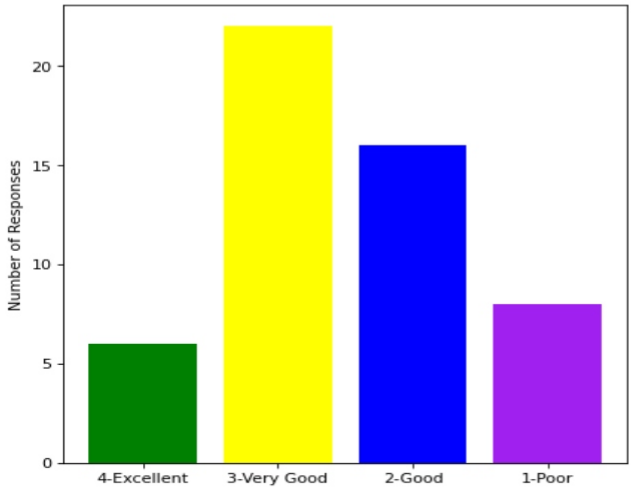

19. Cleanliness and Hygiene

4-Excellent: [5] = (9.43%) 3-Very Good: [21] = (39.62%) 2-Good: [19] = (35.85%) 1-Poor: [8] = (15.09%)

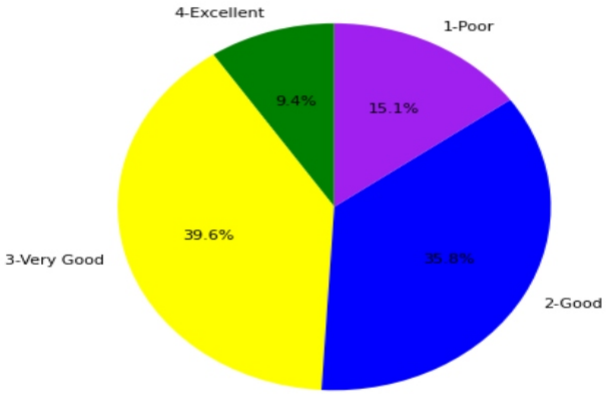

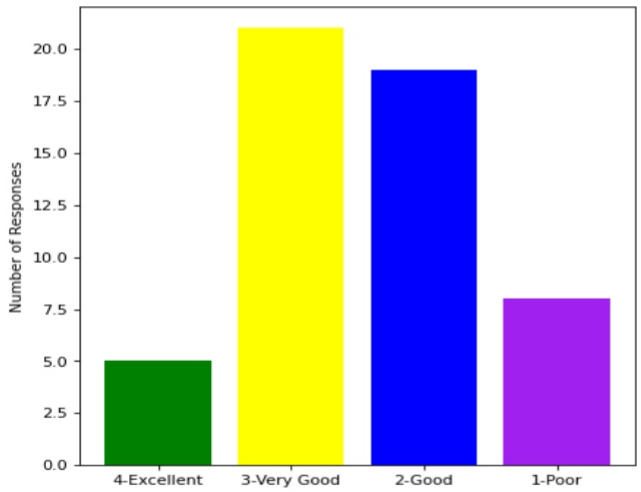

20. Canteen facility

4-Excellent: [6] = (11.32%) 3-Very Good: [17] = (32.08%) 2-Good: [23] = (43.4%) 1-Poor: [7] = (13.21%)

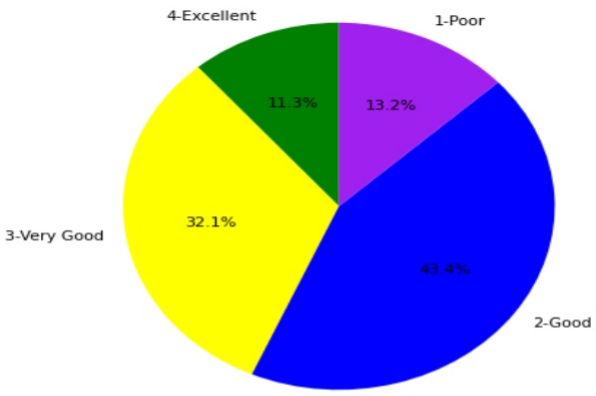

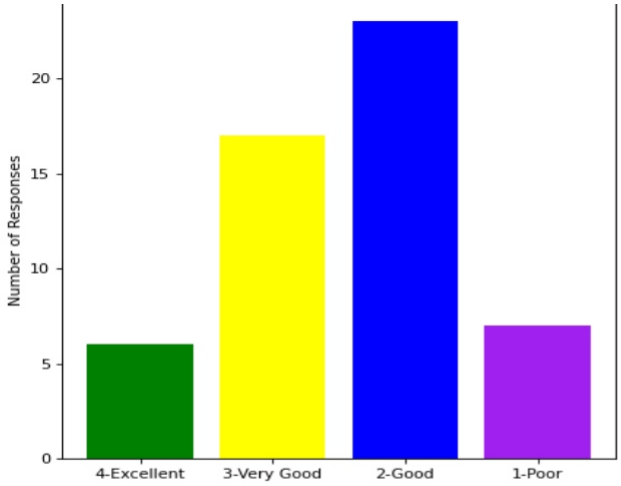

21. Internet facility

4-Excellent: [7] = (13.46%) 3-Very Good: [17] = (32.69%) 2-Good: [14] = (26.92%) 1-Poor: [14] = (26.92%)

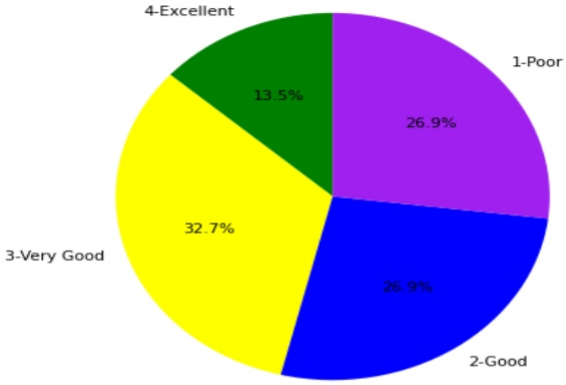

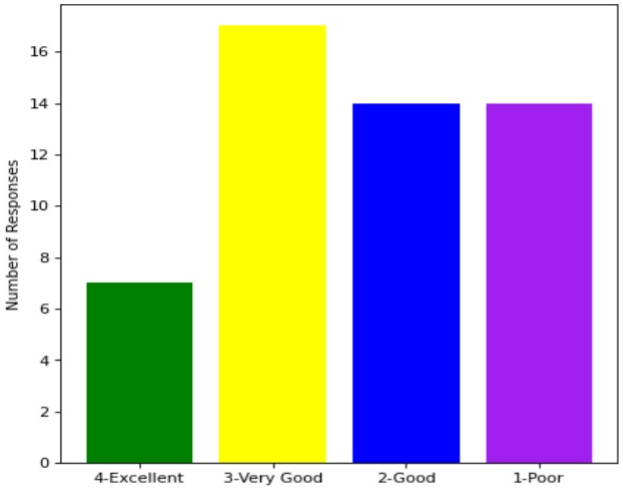

This is a computer generated statement and does not require a signature.