DR. B. C. ROY ENGINEERING COLLEGE, DURGAPUR

DEDICATED TO QUALITY EDUCATION

AFFILIATED TO MAKAUT | APPROVED BY AICTE | *NBA ACCREDITED | NAAC ACCREDITED

An Autonomous Institute

Student Satisfaction Survey Analysis

Academic Year: 2025-26

Total number of students participated in the survey: 701

1. How much of the syllabus was covered in the class?

4 – 85 to 100%: [400] = (57.06%) 3 – 70 to 84%: [206] = (29.39%) 2 – 55 to 69%: [60] = (8.56%) 1– 30 to 54%: [0] = (0.0%) 0 –Below 30%: [35] = (4.99%)

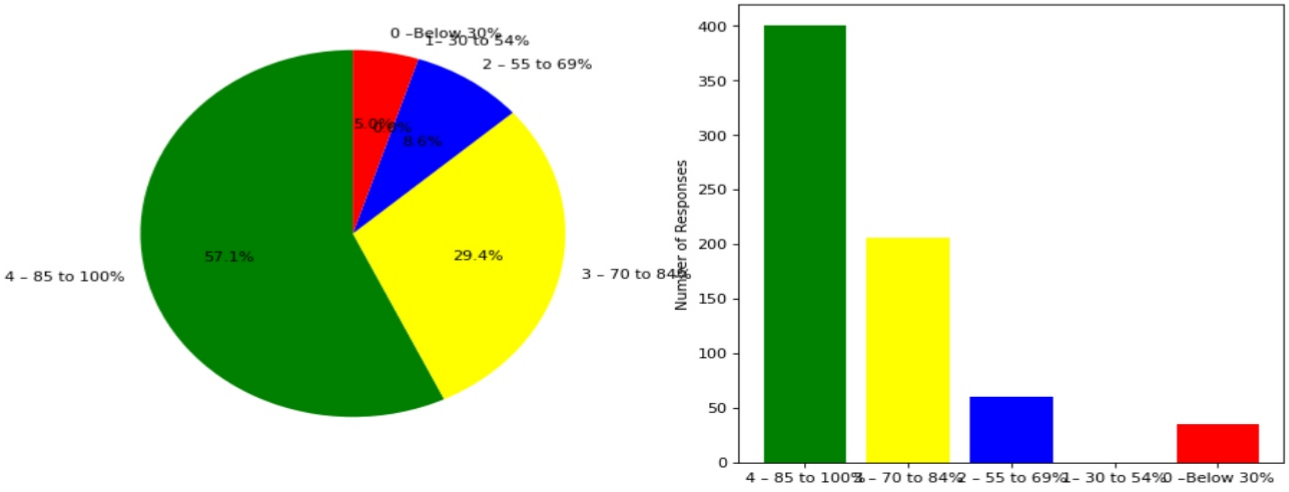

2. How well did the teachers prepare for the classes?

4 –Thoroughly: [372] = (53.07%) 3 – Satisfactorily: [259] = (36.95%) 2 – Poorly: [38] = (5.42%) 1 – Indifferently: [25] = (3.57%) 0 – Won't teach at all: [7] = (1.0%)

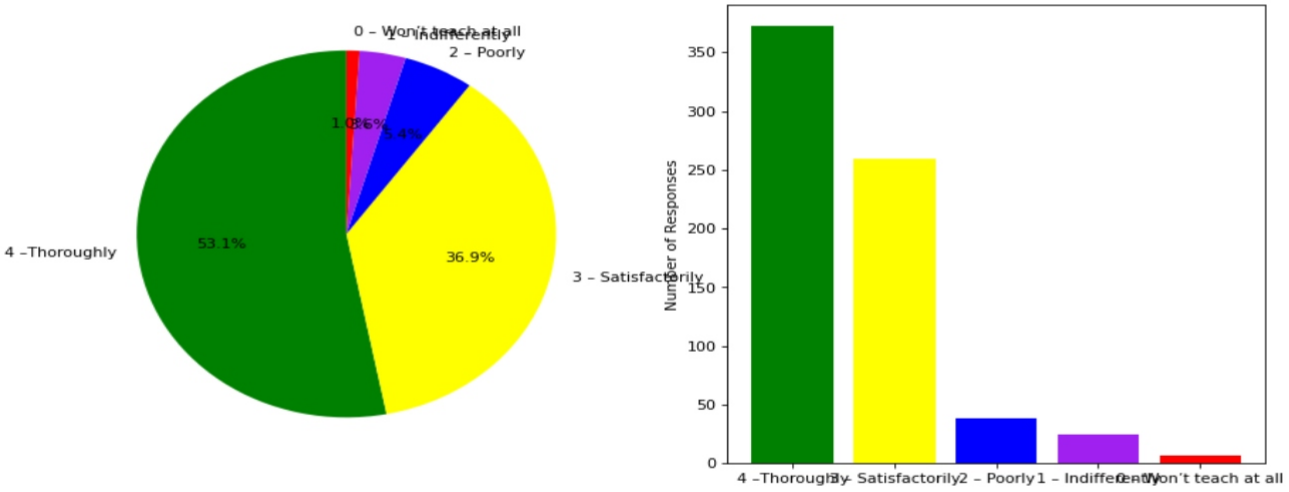

3. How well were the teachers able to communicate?

4 – Always effective: [398] = (56.78%) 3 – Sometimes effective: [208] = (29.67%) 2 – Just satisfactorily: [61] = (8.7%) 1– Generally ineffective: [28] = (3.99%) 0– Very poor communication: [6] = (0.86%)

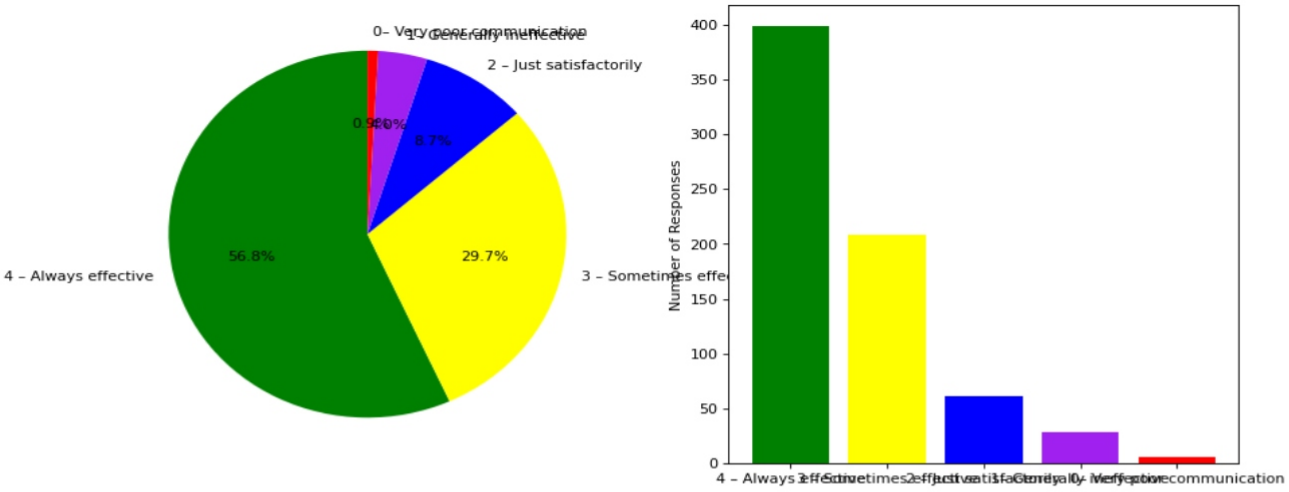

4. The teacher's approach to teaching can best be described as

4– Excellent: [364] = (51.93%) 3 – Very good: [217] = (30.96%) 2 – Good: [76] = (10.84%) 1 – Fair: [34] = (4.85%) 0– Poor: [10] = (1.43%)

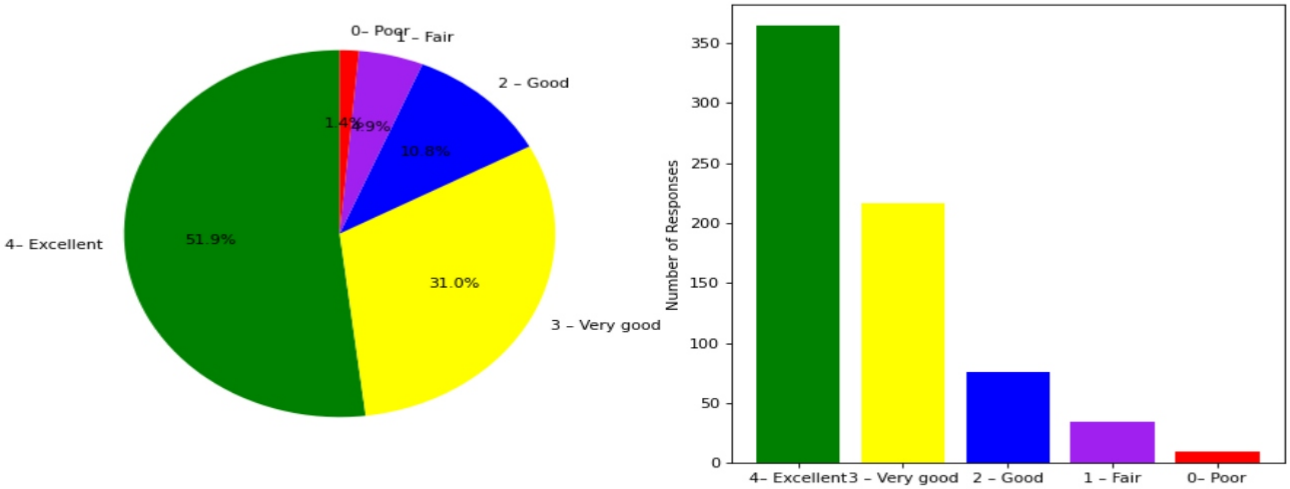

5. Fairness of the internal evaluation process by the teachers.

4 – Always fair: [382] = (54.49%) 3 – Usually fair: [219] = (31.24%) 2 – Sometimes unfair: [65] = (9.27%) 1 – Usually unfair: [24] = (3.42%) 0– Unfair: [11] = (1.57%)

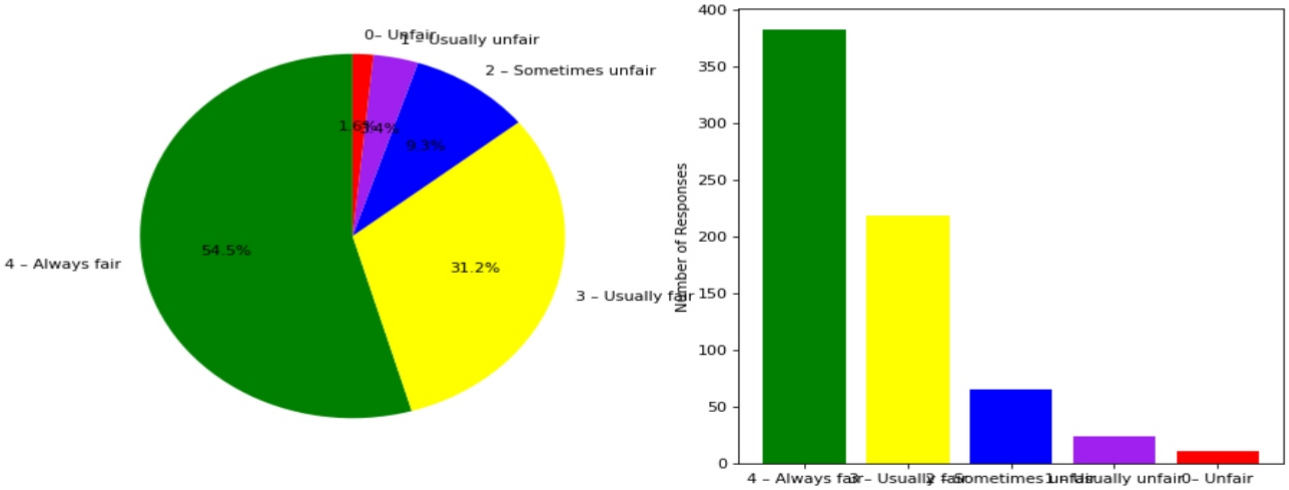

6. Was your performance in assignments discussed with you?

4 – Every time: [383] = (54.64%) 3 – Usually: [202] = (28.82%) 2 – Occasionally/Sometimes: [74] = (10.56%) 1 – Rarely: [26] = (3.71%) 0– Never: [16] = (2.28%)

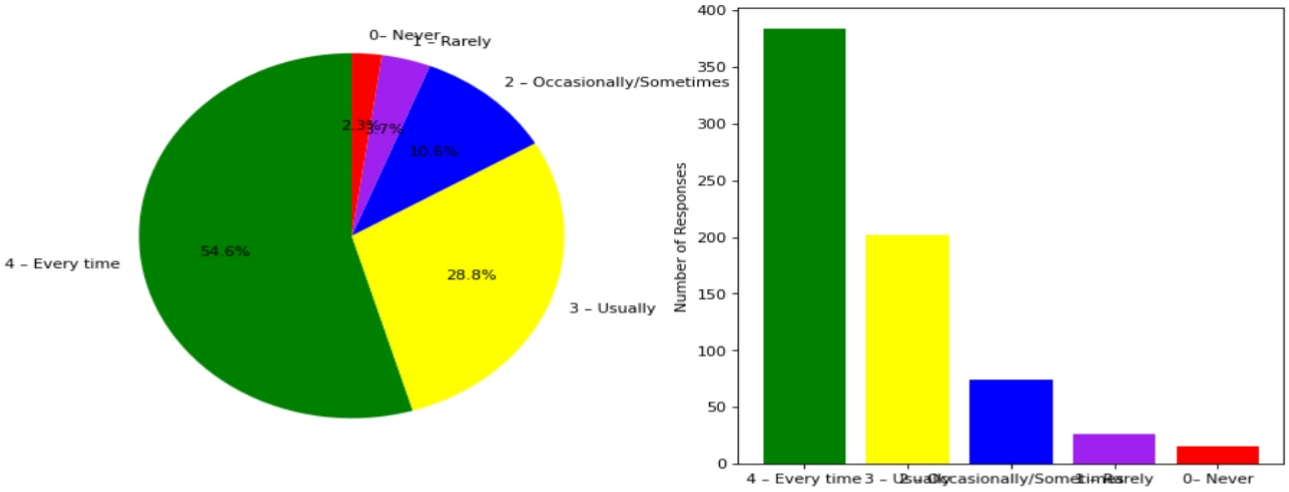

7. The institute takes active interest in promoting internship, student exchange, field visit opportunities for students.

4 – Regularly: [388] = (55.35%) 3 – Often: [199] = (28.39%) 2 – Sometimes: [79] = (11.27%) 1 – Rarely: [24] = (3.42%) 0– Never: [11] = (1.57%)

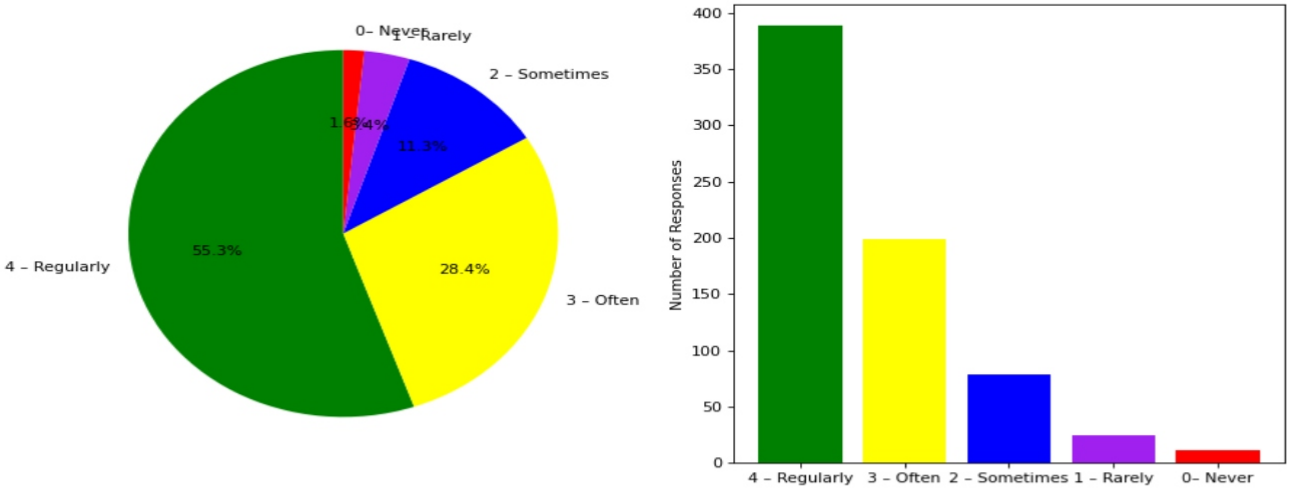

8. The teaching and mentoring process in your institution facilitates you in cognitive, social and emotional growth.

4 – Significantly: [357] = (50.93%) 3 – Very well: [222] = (31.67%) 2 – Moderately: [78] = (11.13%) 1 – Marginally: [27] = (3.85%) 0– Not at all: [17] = (2.43%)

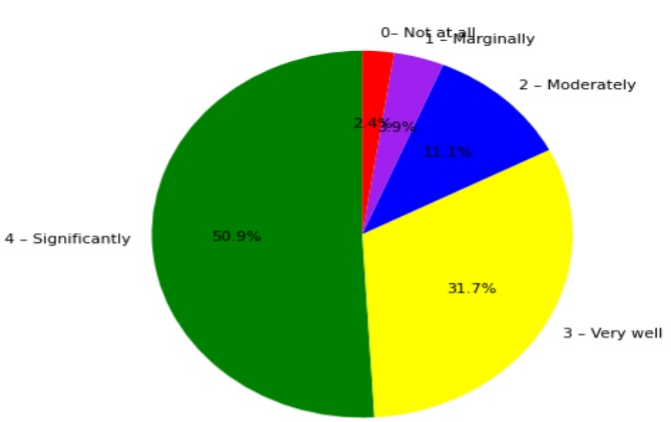

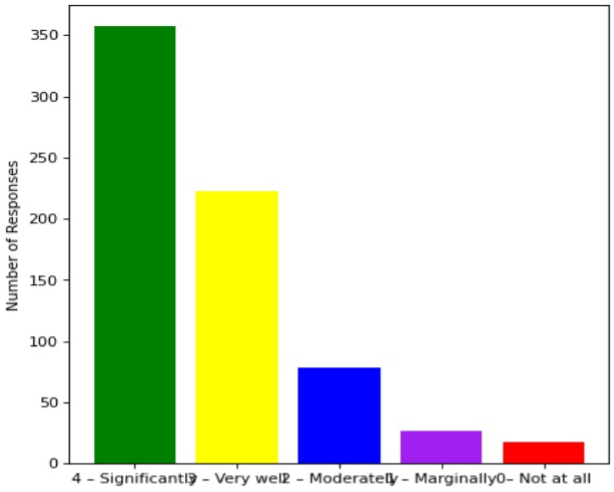

9. The institution provides multiple opportunities to learn and grow.

4 – Strongly agree: [365] = (52.07%) 3 – Agree: [209] = (29.81%) 2 – Neutral: [84] = (11.98%) 1 – Disagree: [31] = (4.42%) 0– Strongly disagree: [12] = (1.71%)

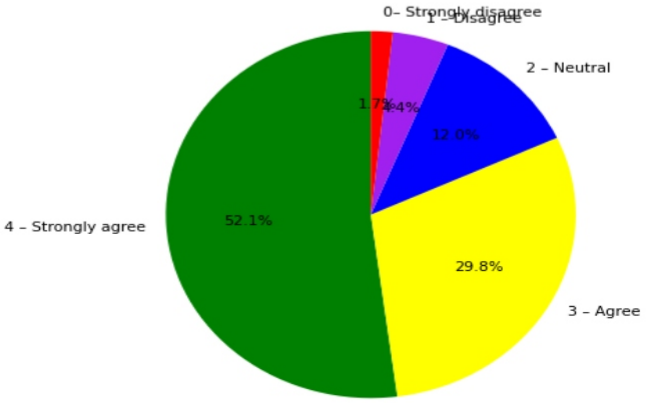

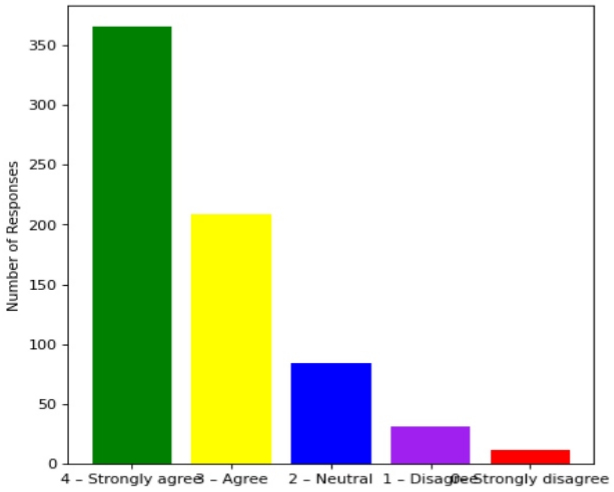

10. Teachers inform you about your expected competencies, course outcomes and programme outcomes.

4 – Every time: [376] = (53.64%) 3 – Usually: [213] = (30.39%) 2– Occasionally/Sometimes: [67] = (9.56%) 1 – Rarely: [27] = (3.85%) 0– Never: [18] = (2.57%)

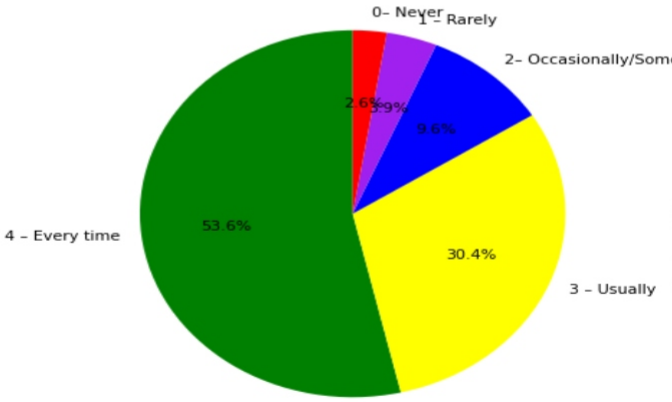

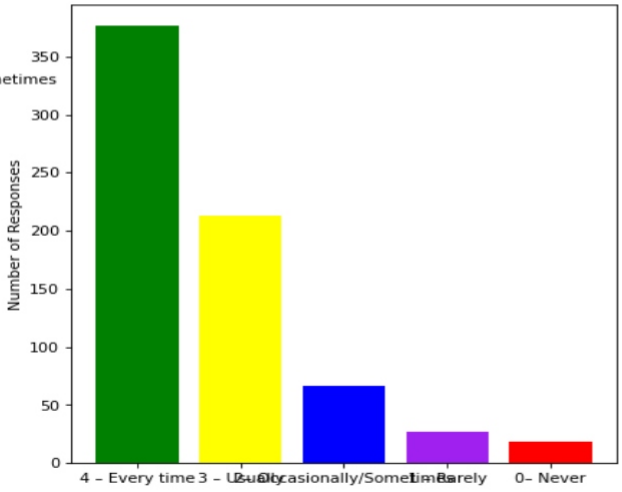

11. Your mentor does a necessary follow-up with an assigned task to you.

4 – Every time: [382] = (54.49%) 3 – Usually: [204] = (29.1%) 2 – Occasionally/Sometimes: [71] = (10.13%) 1 – Rarely: [34] = (4.85%) 0 – I don't have a mentor: [10] = (1.43%)

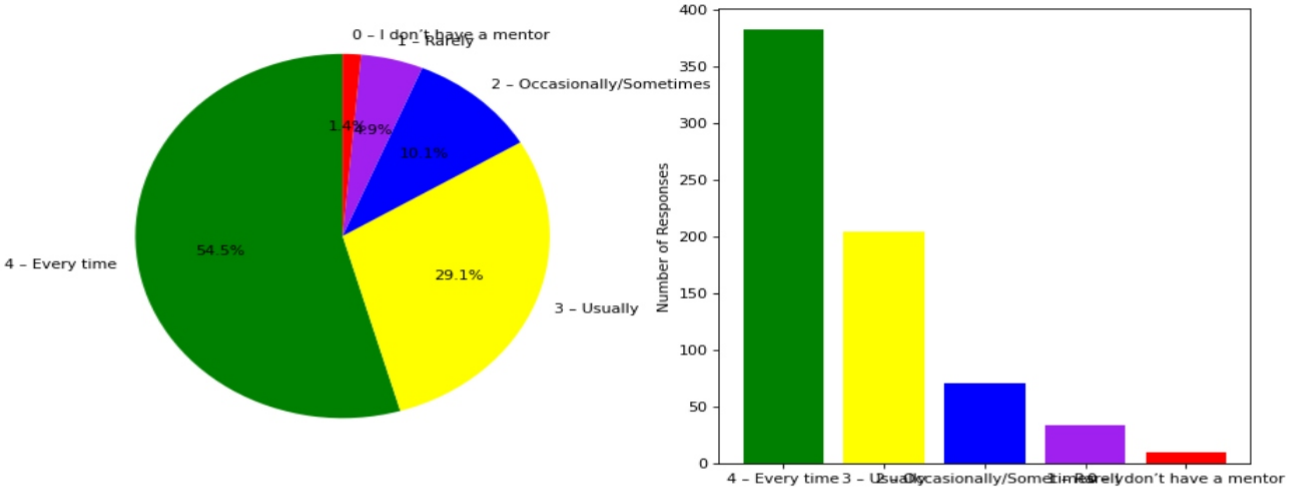

12. The teachers illustrate the concepts through examples and applications.

4 – Every time: [394] = (56.21%) 3 – Usually: [202] = (28.82%) 2 – Occasionally/Sometimes: [71] = (10.13%) 1 – Rarely: [21] = (3.0%) 0 – Never: [13] = (1.85%)

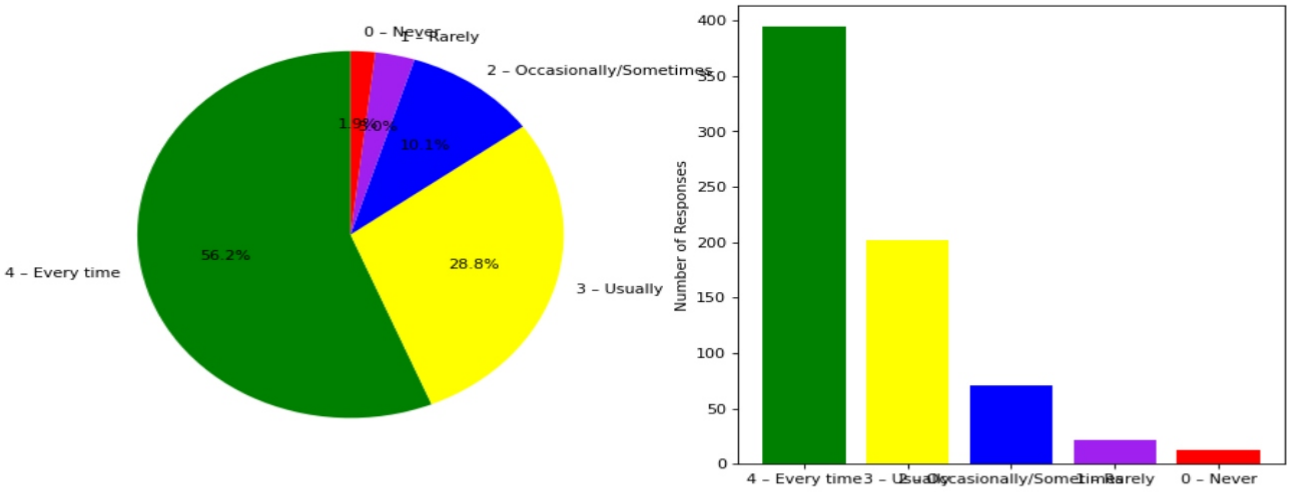

13. The teachers identify your strengths and encourage you with providing right level of challenges.

4 – Fully: [368] = (52.5%) 3 – Reasonably: [209] = (29.81%) 2 – Partially: [77] = (10.98%) 1 – Slightly: [31] = (4.42%) 0– Unable to: [16] = (2.28%)

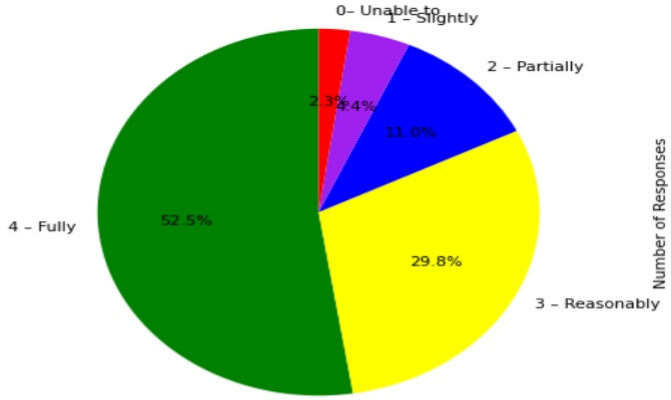

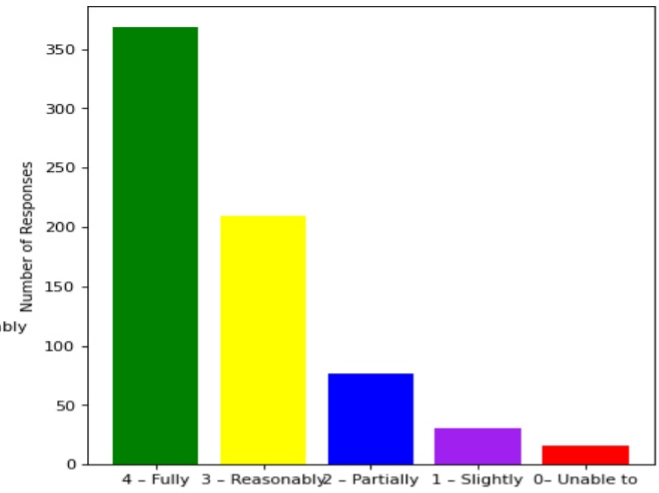

---

14. Teachers are able to identify your weaknesses and help you to overcome them.

4 – Every time: [363] = (51.78%) 3 – Usually: [215] = (30.67%) 2 – Occasionally/Sometimes: [73] = (10.41%) 1 – Rarely: [38] = (5.42%) 0 – Never: [12] = (1.71%)

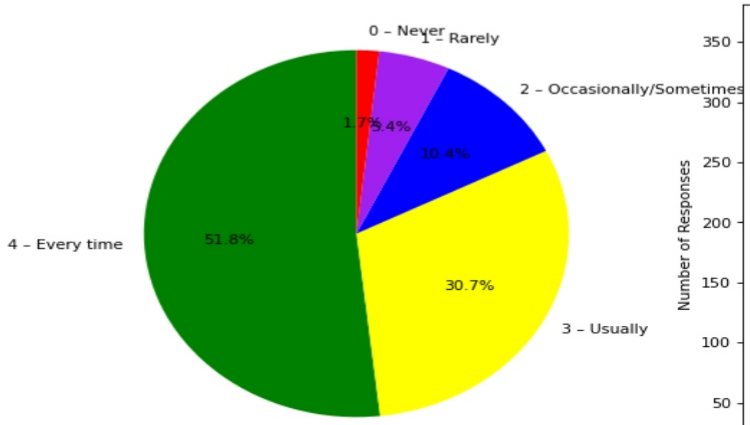

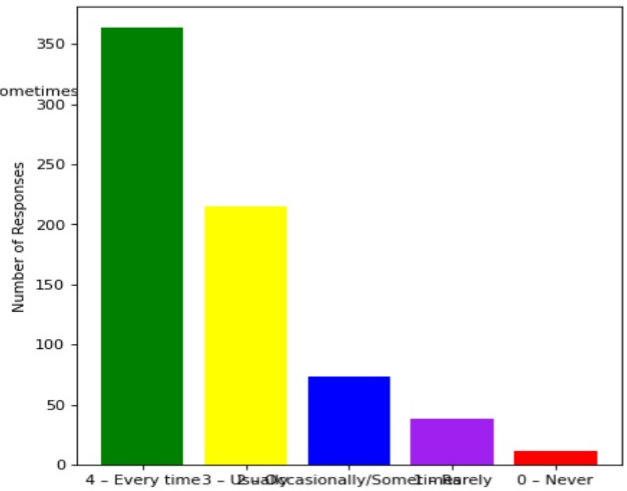

---

15. The institution makes effort to engage students in the monitoring, review and continuous quality improvement of the teaching learning process.

4 – Strongly agree: [372] = (53.07%) 3 – Agree: [214] = (30.53%) 2 – Neutral: [76] = (10.84%) 1 – Disagree: [30] = (4.28%) 0 – Strongly disagree: [9] = (1.28%)

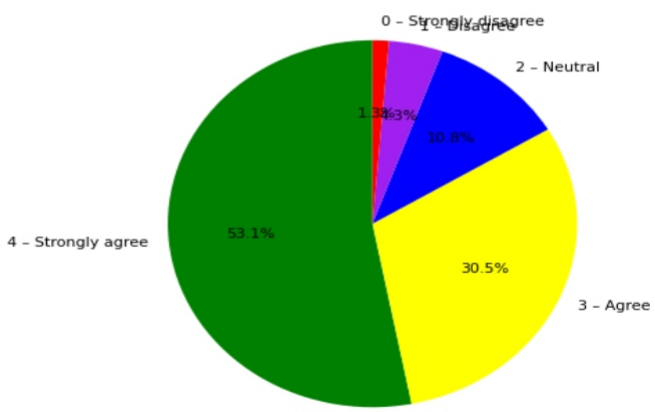

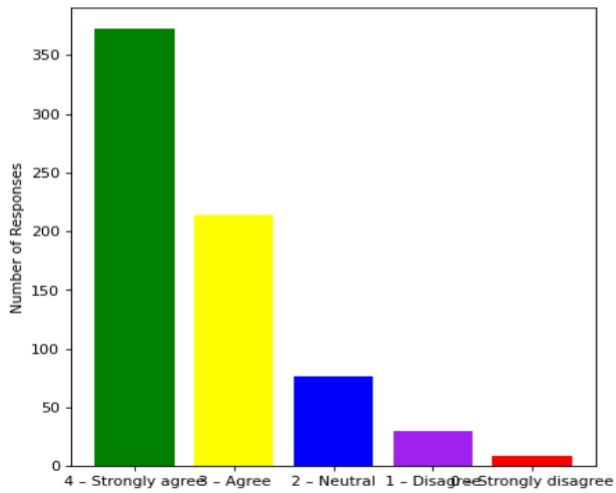

---

16. The institute/ teachers use student centric methods, such as experiential learning, participative learning and problem solving methodologies for enhancing learning experiences.

4 – To a great extent: [360] = (51.36%) 3 – Moderate: [225] = (32.1%) 2 – Some what: [74] = (10.56%) 1 – Very little: [28] = (3.99%) 0 – Not at all: [14] = (2.0%)

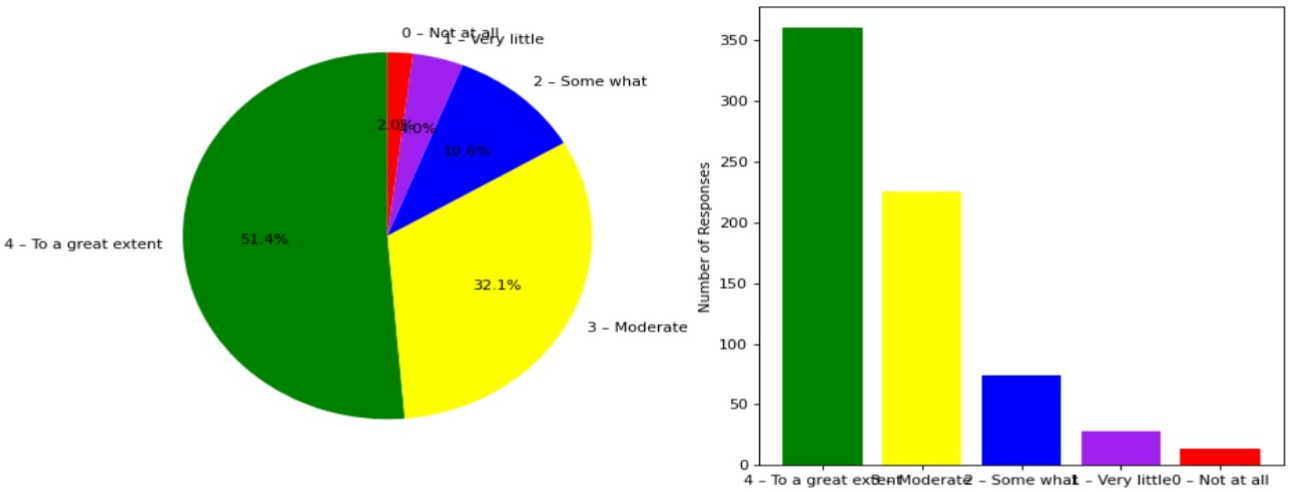

17. Teachers encourage you to participate in extracurricular activities.

4 – Strongly agree: [366] = (52.21%) 3 – Agree: [211] = (30.1%) 2 – Neutral: [81] = (11.55%) 1 – Disagree: [29] = (4.14%) 0 – Strongly disagree: [14] = (2.0%)

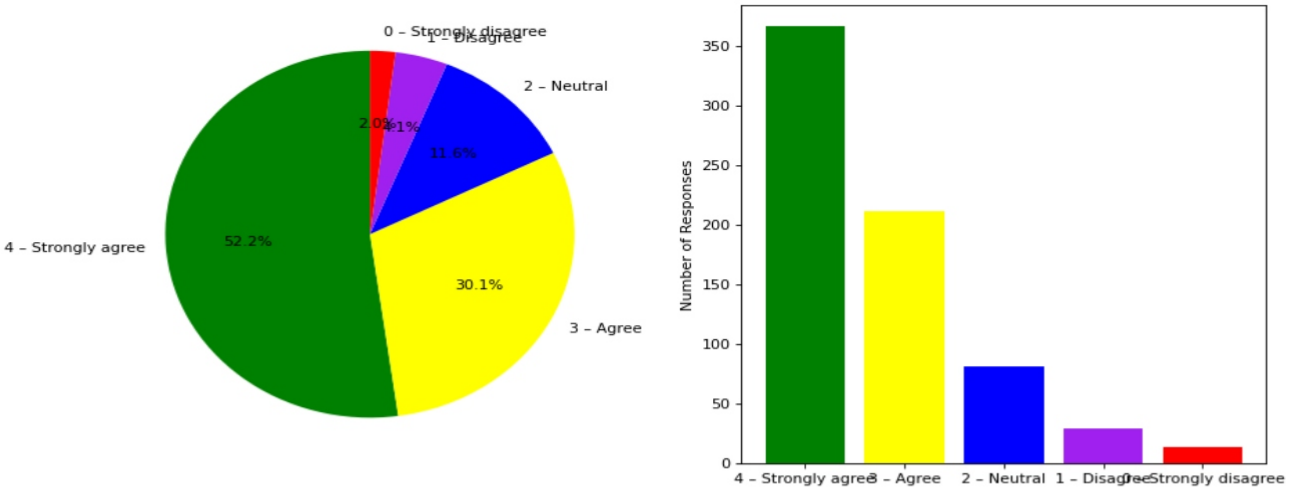

18. Efforts are made by the institute/ teachers to inculcate soft skills, life skills and employability skills to make you ready for the world of work.

4 – To a great extent: [364] = (51.93%) 3 – Moderate: [229] = (32.67%) 2 – Some what: [69] = (9.84%) 1 – Very little: [27] = (3.85%) 0 – Not at all: [12] = (1.71%)

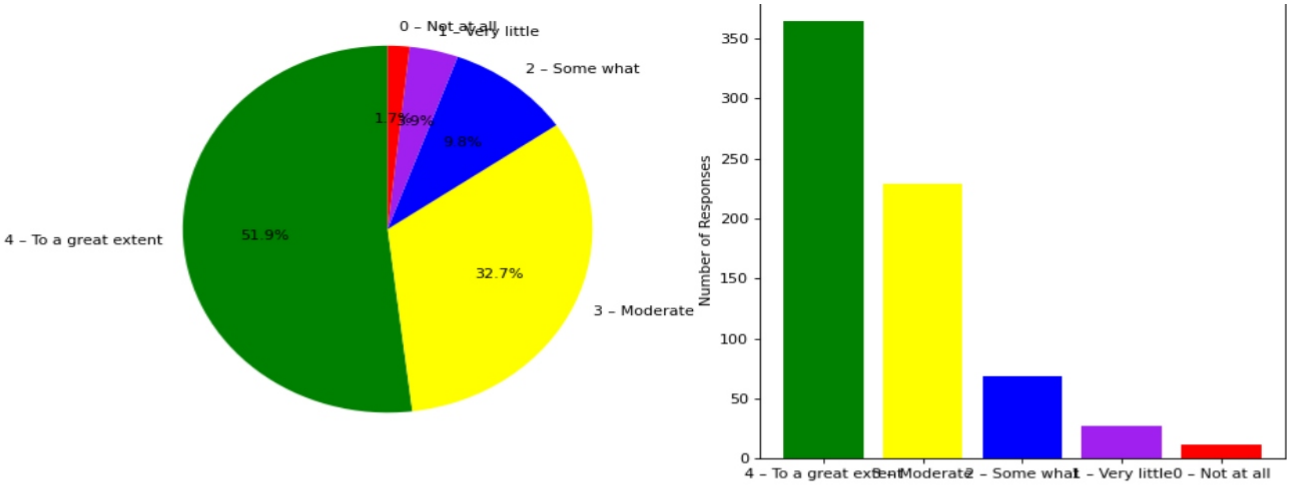

19. What percentage of teachers use ICT tools such as LCD projector, Multimedia, etc. while teaching.

4 – Above 90%: [360] = (51.36%) 3 – 70 – 89%: [207] = (29.53%) 2 – 50 – 69%: [86] = (12.27%) 1 – 30 – 49%: [32] = (4.56%) 0 – Below 29%: [16] = (2.28%)

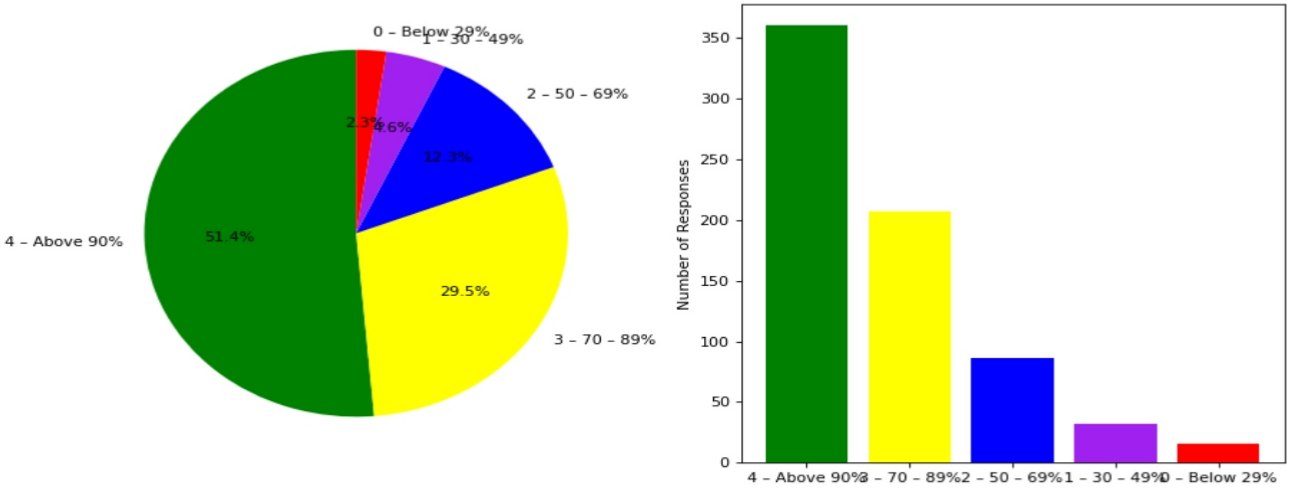

20. The overall quality of teaching-learning process in your institute is very good.

4 –Strongly agree: [380] = (54.21%) 3 – Agree: [203] = (28.96%) 2 – Neutral: [84] = (11.98%) 1 – Disagree: [25] = (3.57%) 0 – Strongly disagree: [9] = (1.28%)

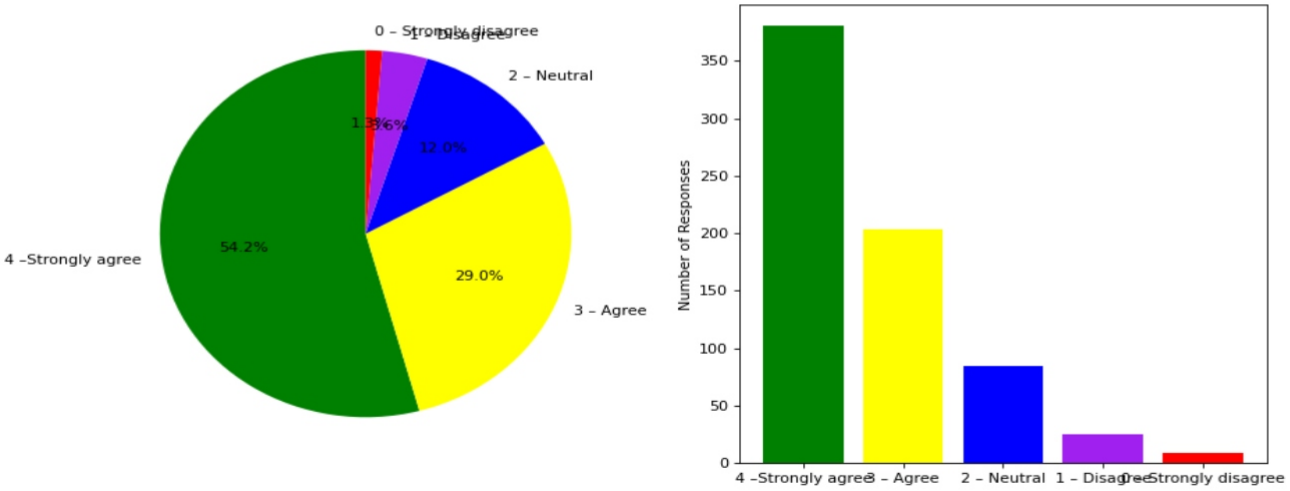

This is a computer generated statement and does not require a signature.