



Semester End Feedback

Academic Year: 2023-24

MASTER OF BUSINESS ADMINISTRATION

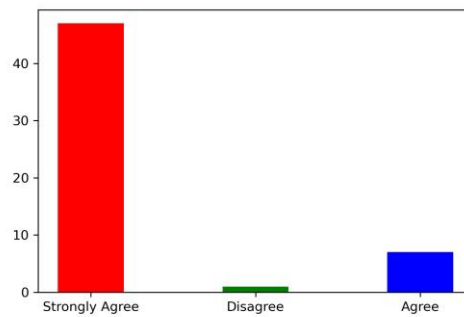
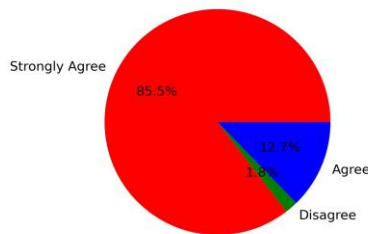
(Second Year)

Feedback on Academics

Total No. of Students participated in the survey: 55

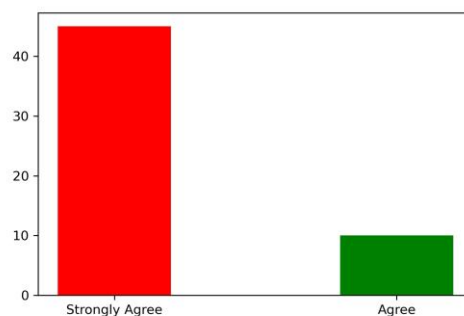
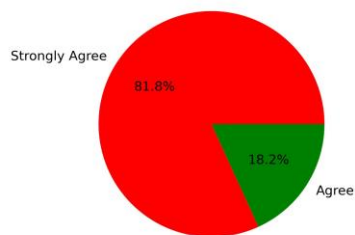
1. You have acquired the knowledge and skill levels appropriate to the course.

Strongly Agree [4] =85.45% Agree [3] =12.73% Disagree [2] =1.82% Not sure [1] =0



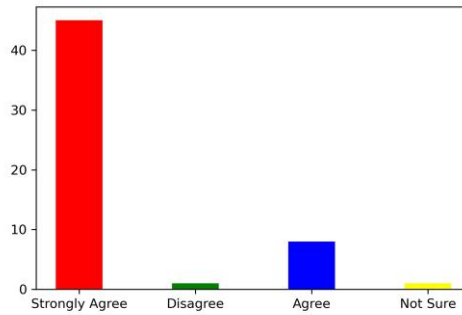
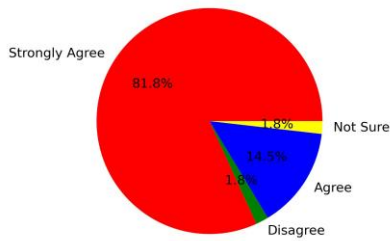
2. You are able to use the knowledge and skills acquired to identify, formulate, investigate, analyze and solve business problems in a simulated or in a real-life environment.

Strongly Agree [4] =81.82% Agree [3] =18.18% Disagree [2] =0 Not sure [1] =0



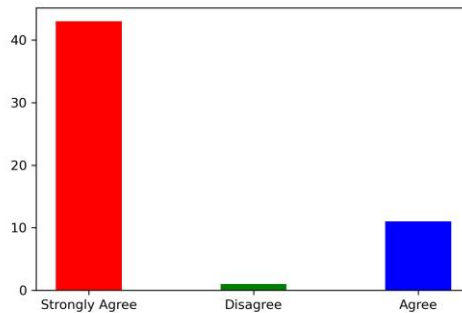
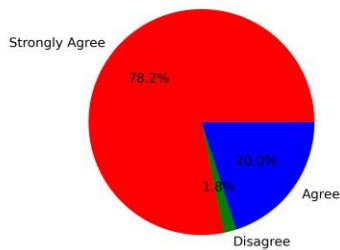
3. You have the ability to design solutions to corporate problems using contemporary techniques, resources, and management tools learnt during the course.

Strongly Agree [4] =81.82% Agree [3] =14.55% Disagree [2] =1.82% Not sure [1] =1.82%



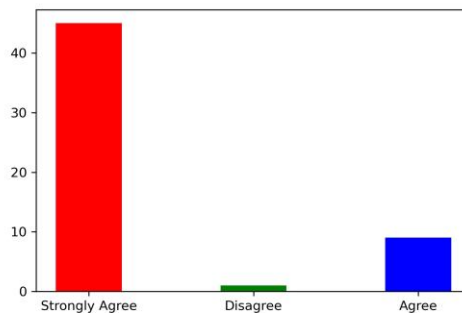
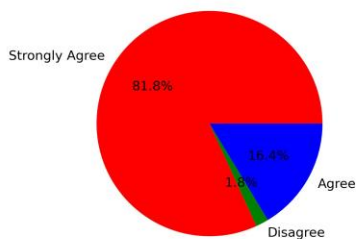
4. The course has helped you to gain ability to work effectively as a member and a leader in teams.

Strongly Agree [4] =78.18% Agree [3] =20.0% Disagree [2] =1.82% Not sure [1] =0



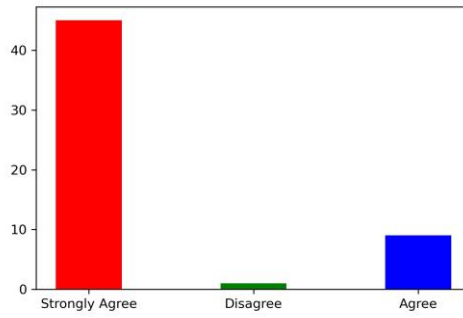
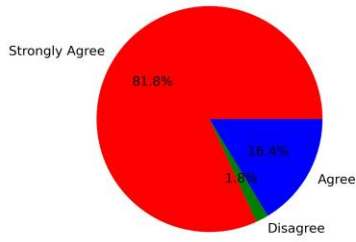
5. The course has helped you to gain ability to communicate effectively with all the stakeholders as a part of your future job role as a manager.

Strongly Agree [4] =81.82% Agree [3] =16.36% Disagree [2] =1.82% Not sure [1] =0



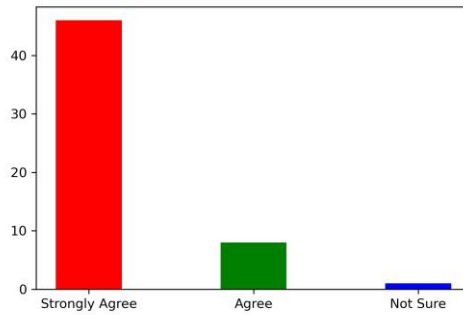
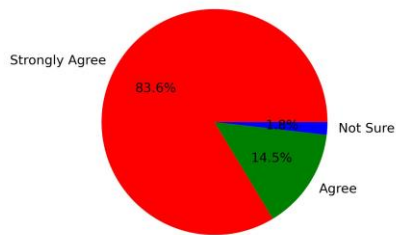
6. The course has helped you to apply ethical principles and make ethical choices for the larger interest of Enterprise, Public and Society.

Strongly Agree [4] =81.82% Agree [3] =16.36% Disagree [2] =1.82% Not sure [1] =0



7. The course has helped you to engage in independent and life-long learning so that you may evolve as a responsible Corporate Leader.

Strongly Agree [4] =83.64% Agree [3] =14.55% Disagree [2] =0 Not sure [1] =1.82%



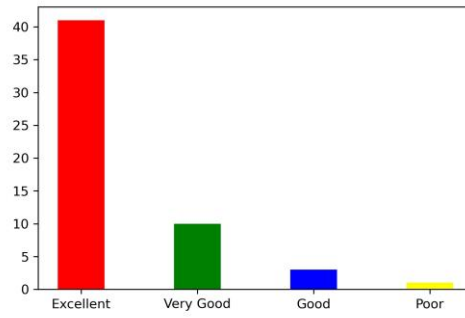
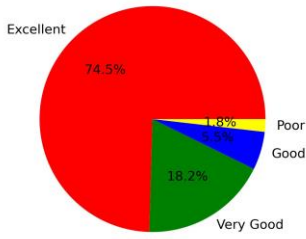
Summary

Strongly Agree: 82.08% Agree: 16.1% Disagree: 1.3% Not Sure: 0.52%

Feedback on Facilities

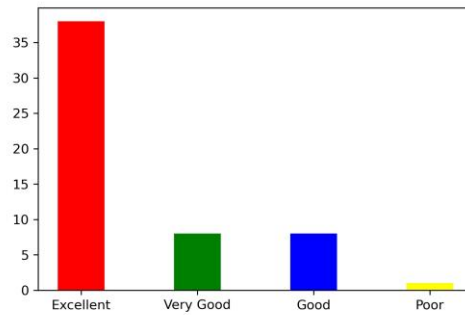
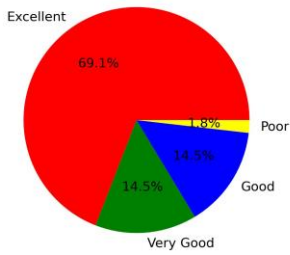
1. Water facility

Excellent [4] =74.55% Very Good [3] =18.18% Good [2] =5.45% Poor [1] =1.82%



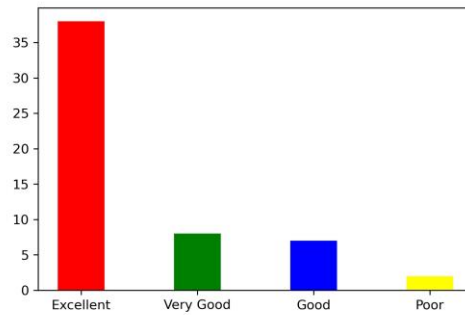
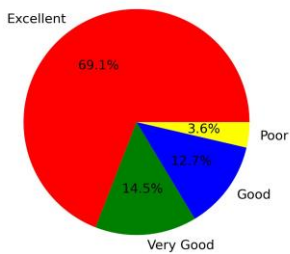
2. Cleanliness and Hygiene

Excellent [4] =69.09% Very Good [3] =14.55% Good [2] =14.55% Poor [1] =1.82%



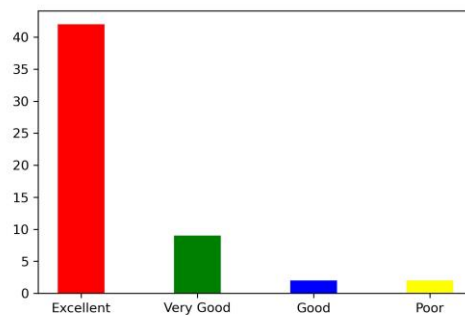
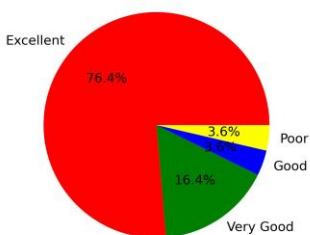
3. Canteen facility

Excellent [4] =69.09% Very Good [3] =14.55% Good [2] =12.73% Poor [1] =3.64%



4. Internet facility

Excellent [4] =76.36% Very Good [3] =16.36% Good [2] =3.64% Poor [1] =3.64%



Summary

Excellent: 72.27% Very Good: 15.91% Good: 9.09% Poor: 2.73%

This is a computer generated statement and does not require a signature.