



Semester End Feedback

Academic Year: 2023-24

MECHANICAL ENGINEERING

(Second Year)

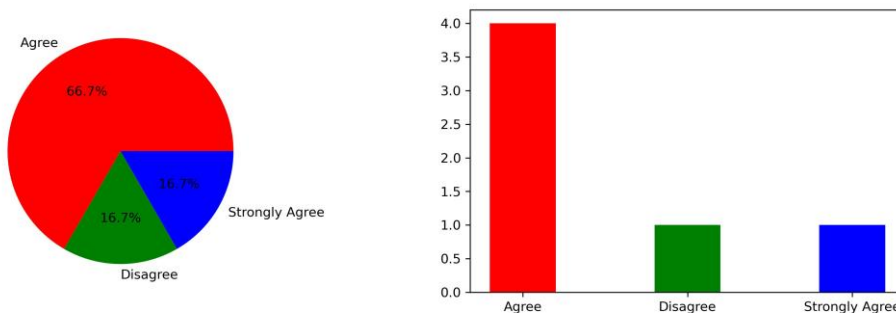
Odd Semester

Feedback on Academics

Total No. of Students participated in the survey: 6

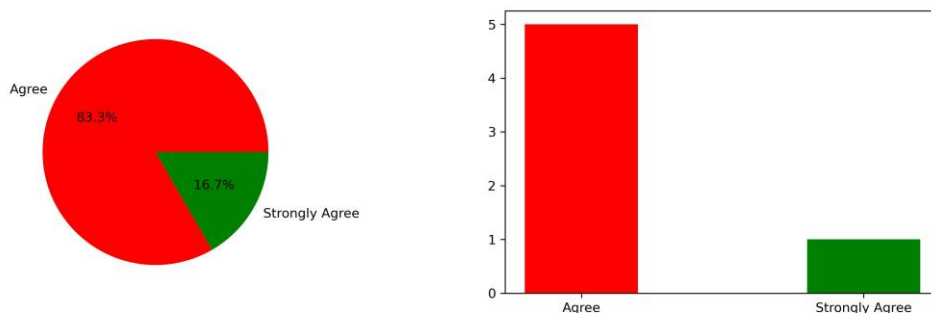
1. Did you acquire any new technical or scientific knowledge?

Strongly Agree [4] =16.67% Agree [3] =66.67% Disagree [2] =16.67% Not sure [1] =0



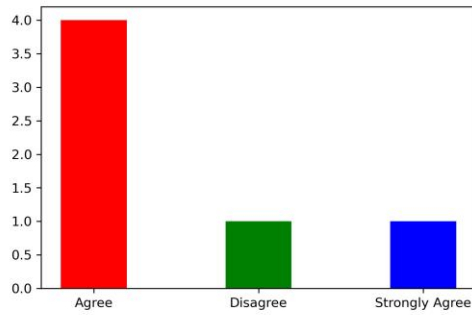
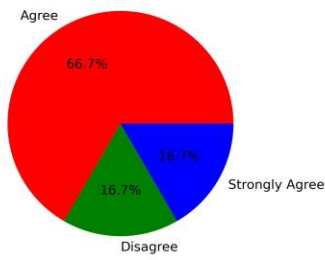
2. Are you able to apply the knowledge and skills you gained in real life problem solving?

Strongly Agree [4] =16.67% Agree [3] =83.33% Disagree [2] =0 Not sure [1] =0



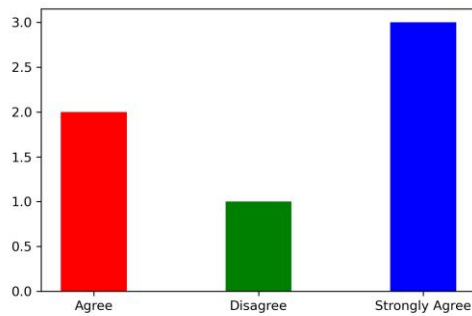
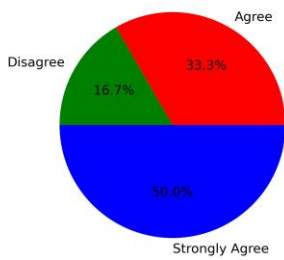
3. Are the subjects you studied relevant to the current industry need? Strongly Agree [4]

=16.67% Agree [3] =66.67% Disagree [2] =16.67% Not sure [1] =0



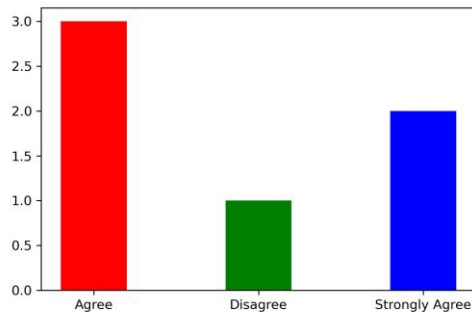
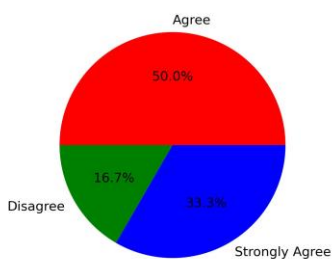
4. Availability and adequacy of modern tools in the laboratories?

Strongly Agree [4] =50.0% Agree [3] =33.33% Disagree [2] =16.67% Not sure [1] =0



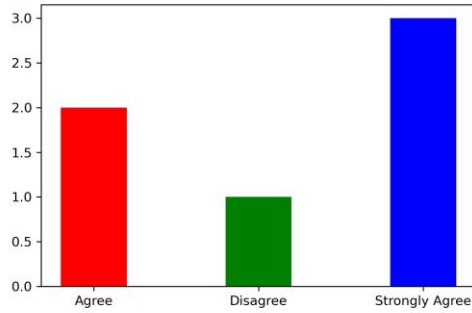
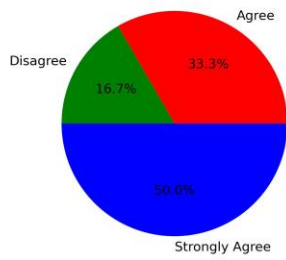
5. Are the experiments/practical prescribed in the subjects/courses helpful for your future?

Strongly Agree [4] =33.33% Agree [3] =50.0% Disagree [2] =16.67% Not sure [1] =0



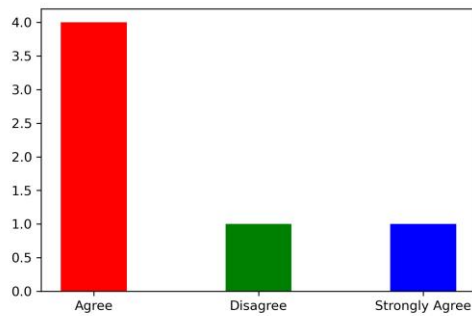
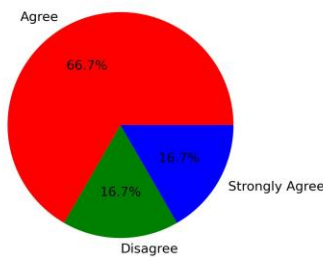
6. How is the mentorship and counselling process in the department?

Strongly Agree [4] =50.0% Agree [3] =33.33% Disagree [2] =16.67% Not sure [1] =0



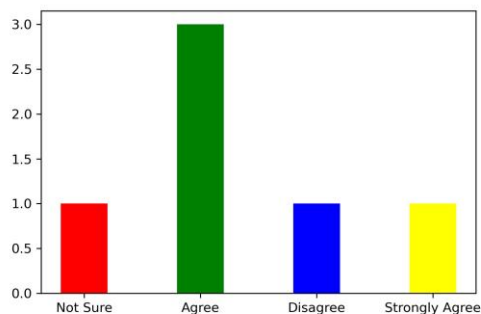
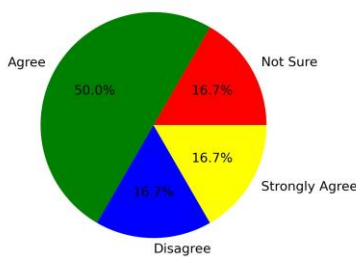
7. How is the overall learning environment?

Strongly Agree [4] =16.67% Agree [3] =66.67% Disagree [2] =16.67% Not sure [1] =0



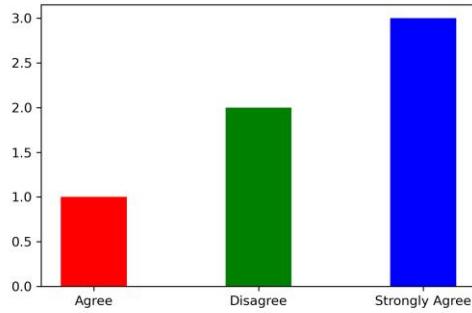
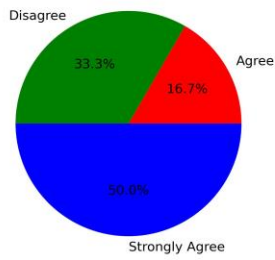
8. Did you improve your communication skill?

Strongly Agree [4] =16.67% Agree [3] =50.0% Disagree [2] =16.67% Not sure [1] =16.67%



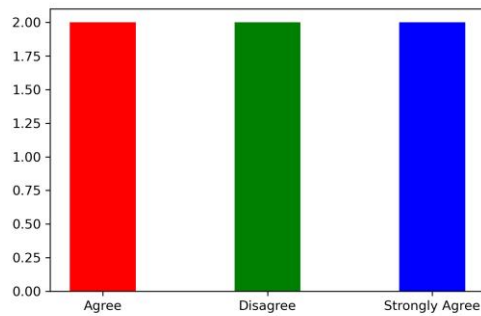
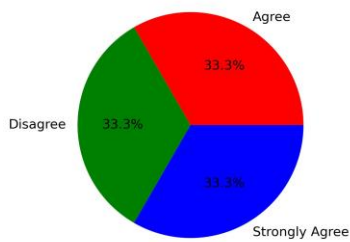
9. Are the teachers able to demonstrate the required knowledge and skills?

Strongly Agree [4] =50.0% Agree [3] =16.67% Disagree [2] =33.33% Not sure [1] =0



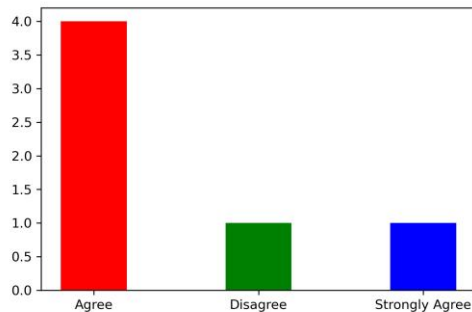
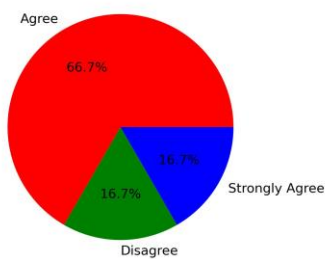
10. Is the pedagogy used by the teachers effective and interesting?

Strongly Agree [4] =33.33% Agree [3] =33.33% Disagree [2] =33.33% Not sure [1] =0



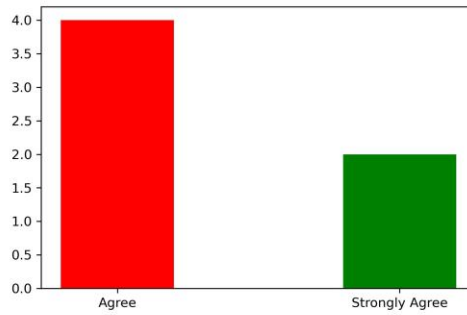
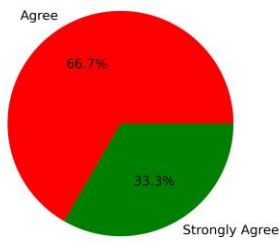
11. Are the opportunities provided for cocurricular and extracurricular activities?

Strongly Agree [4] =16.67% Agree [3] =66.67% Disagree [2] =16.67% Not sure [1] =0



12. Are events (workshop/seminar/webinar etc.) conducted for the holistic development of the students and to bridge industryacademia gap?

Strongly Agree [4] =33.33% Agree [3] =66.67% Disagree [2] =0 Not sure [1] =0



Summary

Strongly Agree: 29.17%

Agree: 52.78%

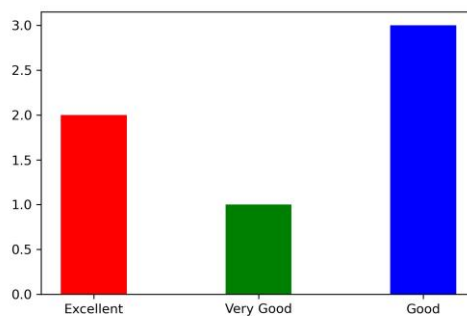
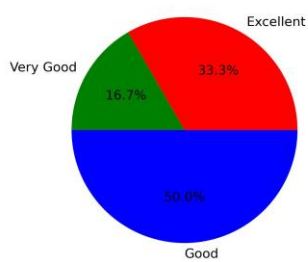
Disagree: 16.67%

Not Sure: 1.39%

Feedback on Facilities

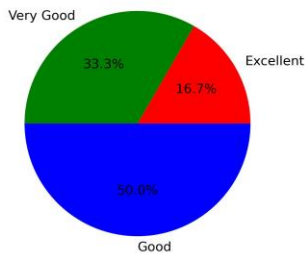
1. Laboratory facility

Excellent [4] =33.33% Very Good [3] =16.67% Good [2] =50.0% Poor [1] =0



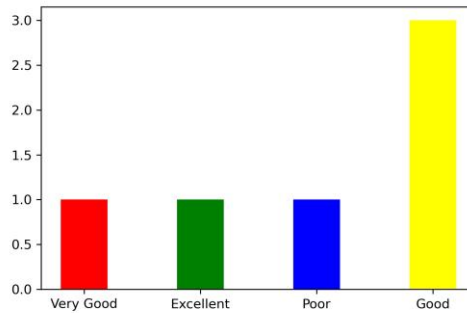
2. Library facility

Excellent [4] =16.67% Very Good [3] =33.33% Good [2] =50.0% Poor [1] =0



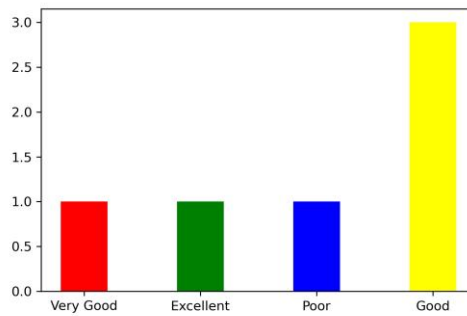
3. Hostel facility (if applicable)

Excellent [4] =16.67% Very Good [3] =16.67% Good [2] =50.0% Poor [1] =16.67%



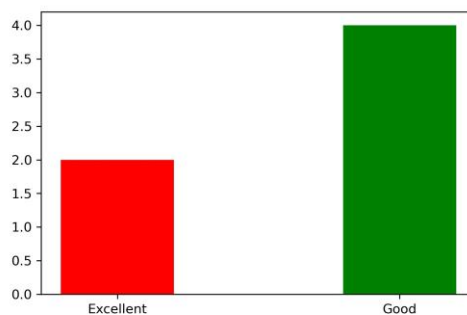
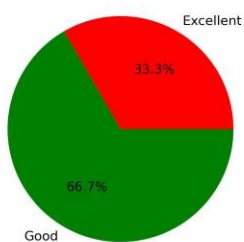
4. Sports facility

Excellent [4] =16.67% Very Good [3] =16.67% Good [2] =50.0% Poor [1] =16.67%



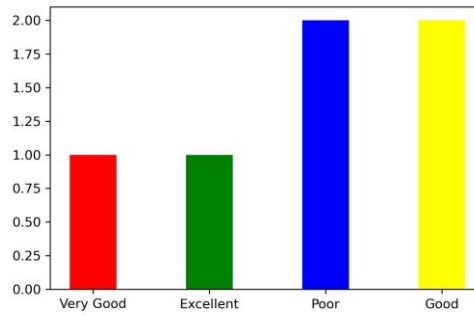
5. Water facility

Excellent [4] =33.33% Very Good [3] =0 Good [2] =66.67% Poor [1] =0



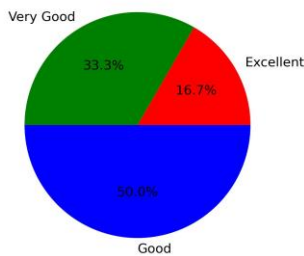
6. Cleanliness and Hygiene

Excellent [4] =16.67% Very Good [3] =16.67% Good [2] =33.33% Poor [1] =33.33%



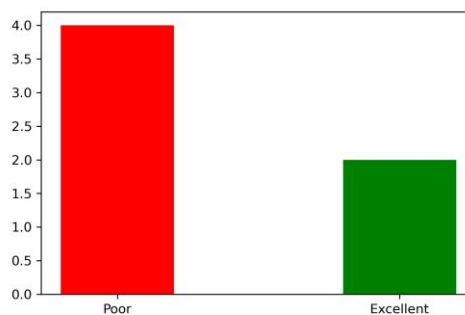
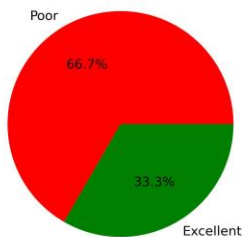
7. Canteen facility

Excellent [4] =16.67% Very Good [3] =33.33% Good [2] =50.0% Poor [1] =0



8. Internet facility

Excellent [4] =33.33% Very Good [3] =0 Good [2] =0 Poor [1] =66.67%



Summary

Excellent: 22.92%
Very Good: 16.67%
Good: 43.75%
Poor: 16.67%

This is a computer generated statement and does not require a signature.