



Semester End Feedback

Academic Year: 2023-24

ELECTRICAL ENGINEERING

(Second Year)

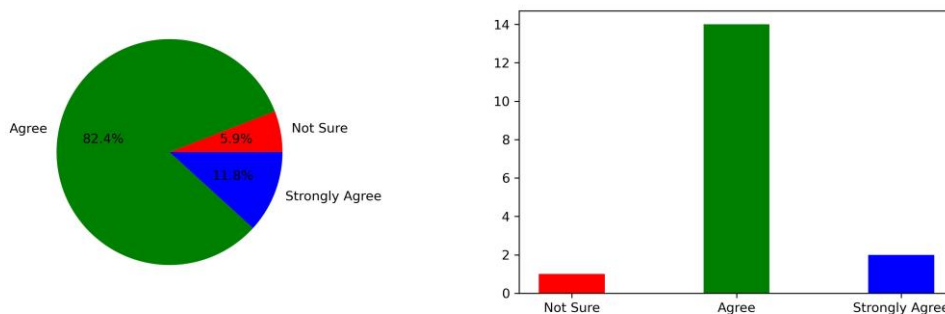
Odd Semester

Feedback on Academics

Total No. of Students participated in the survey: 17

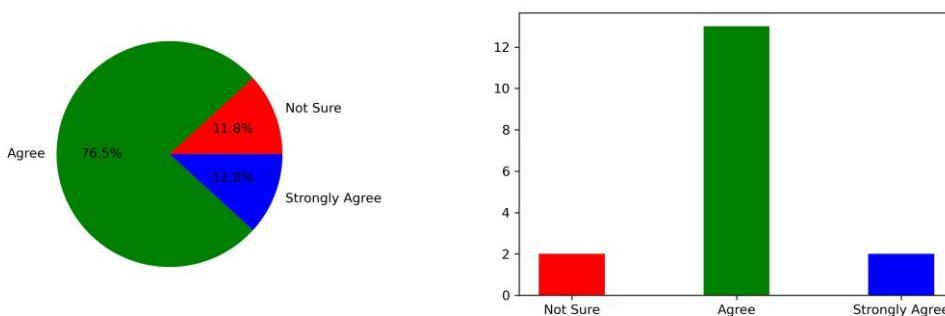
1. Did you acquire any new technical or scientific knowledge?

Strongly Agree [4] =11.76% Agree [3] =82.35% Disagree [2] =0 Not sure [1] =5.88%



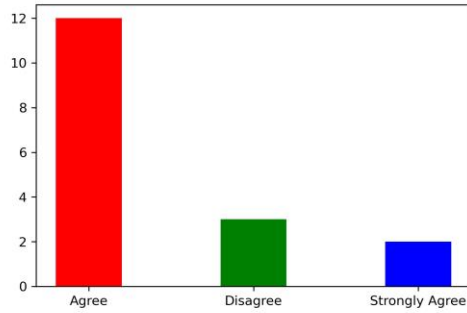
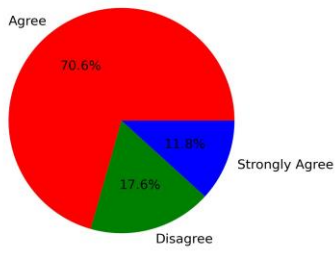
2. Are you able to apply the knowledge and skills you gained in real life problem solving?

Strongly Agree [4] =11.76% Agree [3] =76.47% Disagree [2] =0 Not sure [1] =11.76%



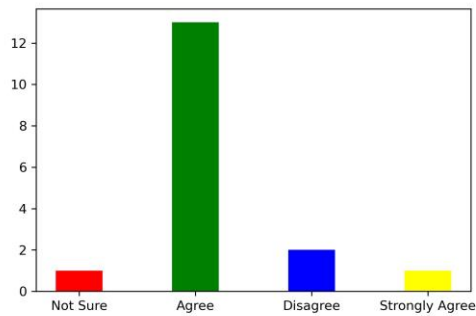
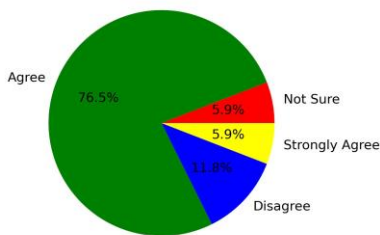
3. Are the subjects you studied relevant to the current industry need? Strongly Agree [4]

=11.76% Agree [3] =70.59% Disagree [2] =17.65% Not sure [1] =0



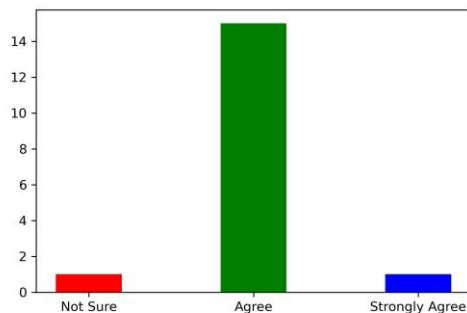
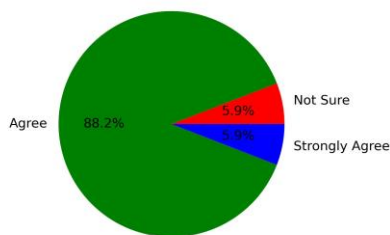
4. Availability and adequacy of modern tools in the laboratories?

Strongly Agree [4] =5.88% Agree [3] =76.47% Disagree [2] =11.76% Not sure [1] =5.88%



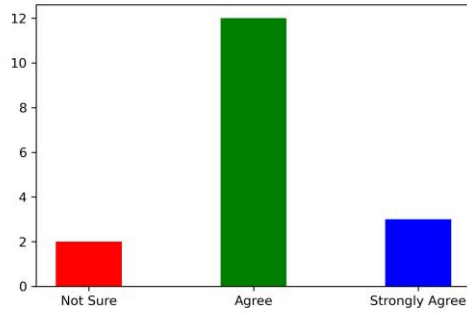
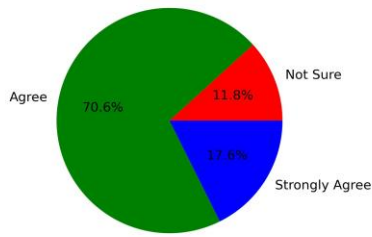
5. Are the experiments/practical prescribed in the subjects/courses helpful for your future?

Strongly Agree [4] =5.88% Agree [3] =88.24% Disagree [2] =0 Not sure [1] =5.88%



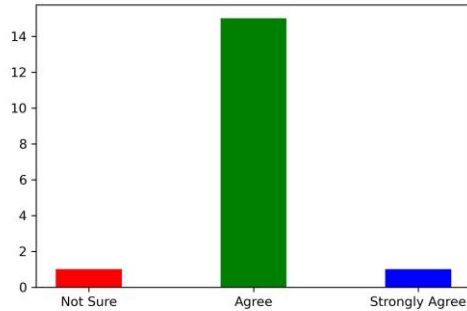
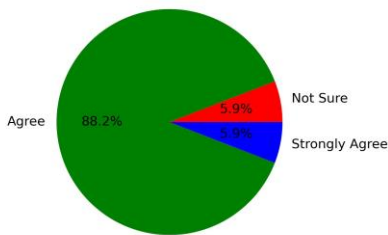
6. How is the mentorship and counselling process in the department?

Strongly Agree [4] =17.65% Agree [3] =70.59% Disagree [2] =0 Not sure [1] =11.76%



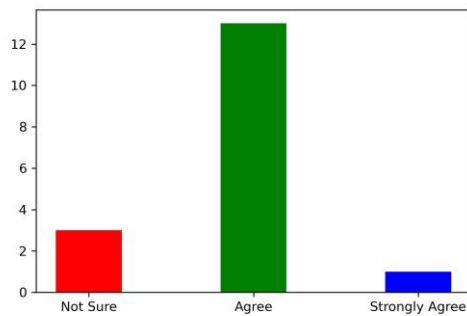
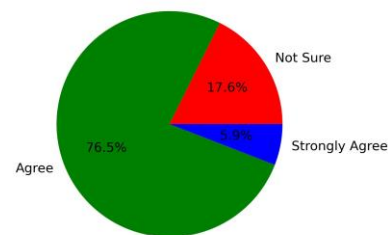
7. How is the overall learning environment?

Strongly Agree [4] =5.88% Agree [3] =88.24% Disagree [2] =0 Not sure [1] =5.88%



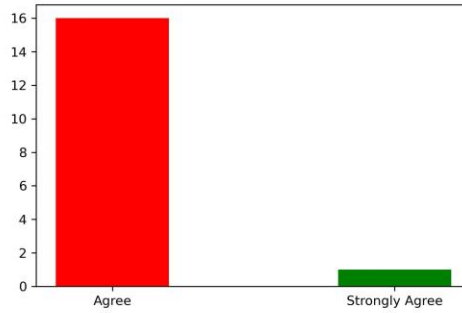
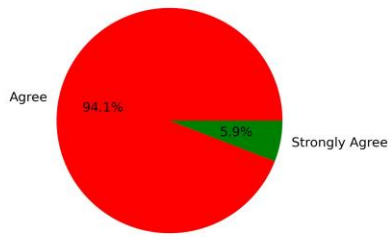
8. Did you improve your communication skill?

Strongly Agree [4] =5.88% Agree [3] =76.47% Disagree [2] =0 Not sure [1] =17.65%



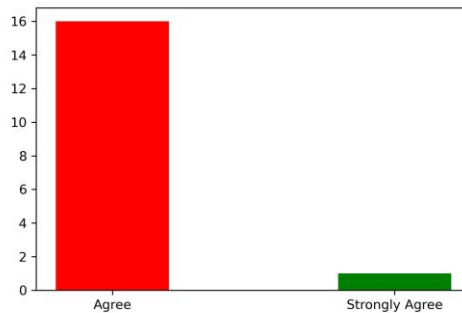
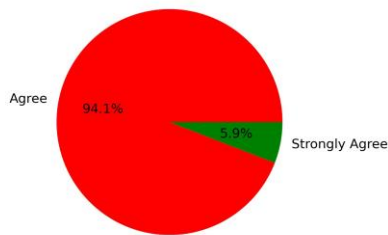
9. Are the teachers able to demonstrate the required knowledge and skills?

Strongly Agree [4] =5.88% Agree [3] =94.12% Disagree [2] =0 Not sure [1] =0



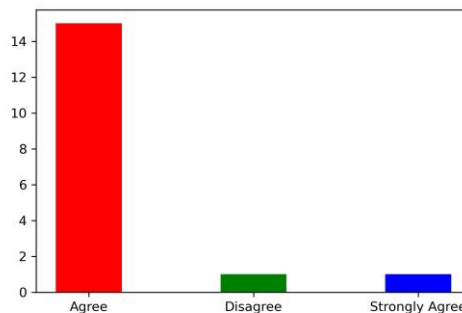
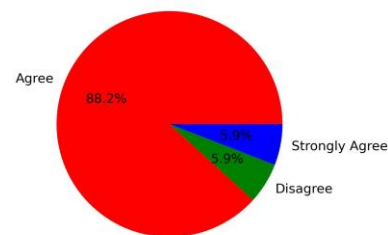
10. Is the pedagogy used by the teachers effective and interesting?

Strongly Agree [4] =5.88% Agree [3] =94.12% Disagree [2] =0 Not sure [1] =0



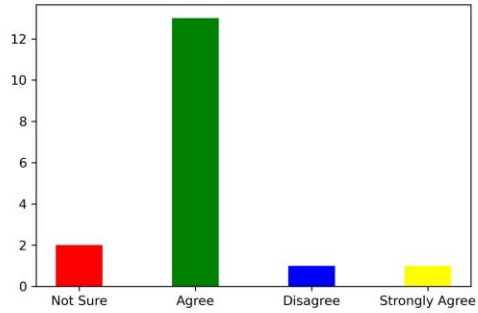
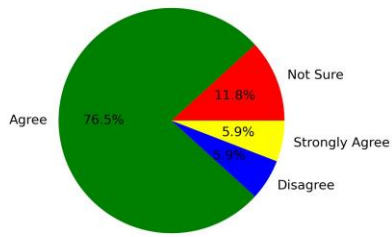
11. Are the opportunities provided for cocurricular and extracurricular activities?

Strongly Agree [4] =5.88% Agree [3] =88.24% Disagree [2] =5.88% Not sure [1] =0



12. Are events (workshop/seminar/webinar etc.) conducted for the holistic development of the students and to bridge industryacademia gap?

Strongly Agree [4] =5.88% Agree [3] =76.47% Disagree [2] =5.88% Not sure [1] =11.76%



Summary

Strongly Agree: 8.33%

Agree: 81.86%

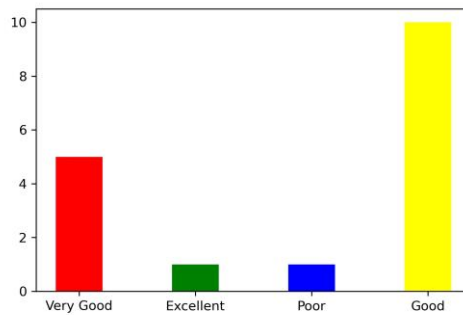
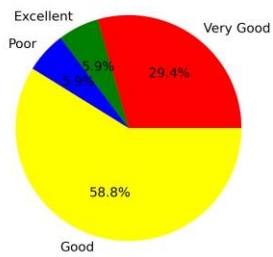
Disagree: 3.43%

Not Sure: 6.37%

Feedback on Facilities

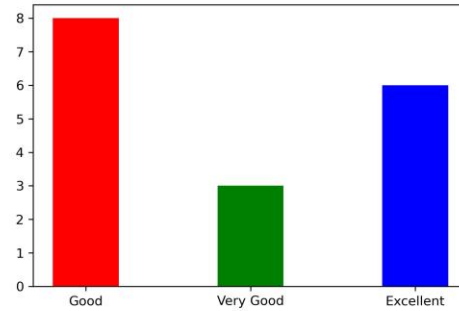
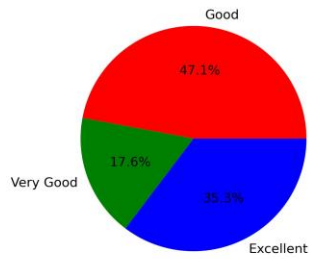
1. Laboratory facility

Excellent [4] =5.88% Very Good [3] =29.41% Good [2] =58.82% Poor [1] =5.88%



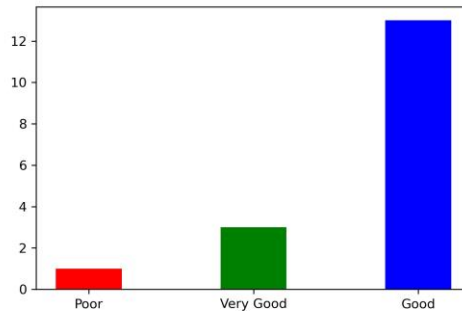
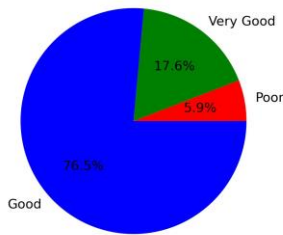
2. Library facility

Excellent [4] =35.29% Very Good [3] =17.65% Good [2] =47.06% Poor [1] =0



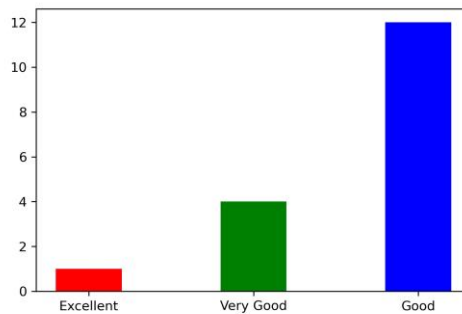
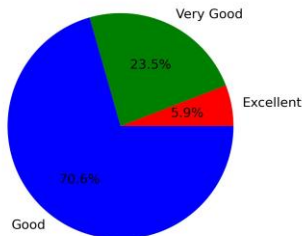
3. Hostel facility (if applicable)

Excellent [4] =0 Very Good [3] =17.65% Good [2] =76.47% Poor [1] =5.88%



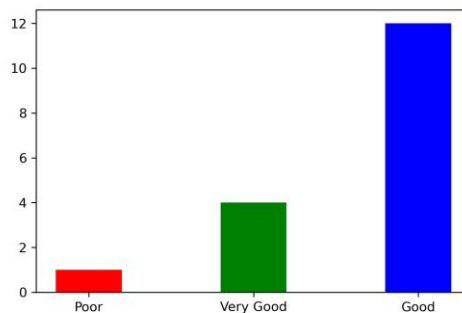
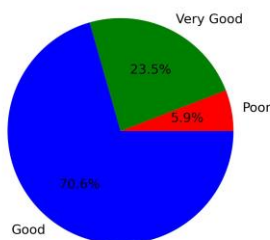
4. Sports facility

Excellent [4] =5.88% Very Good [3] =23.53% Good [2] =70.59% Poor [1] =0



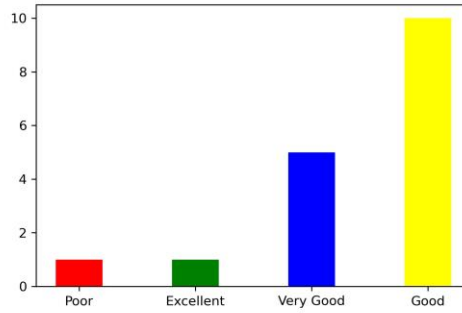
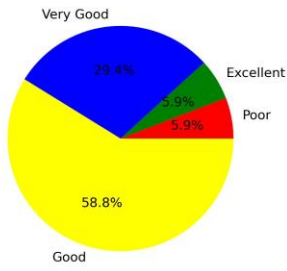
5. Water facility

Excellent [4] =0 Very Good [3] =23.53% Good [2] =70.59% Poor [1] =5.88%



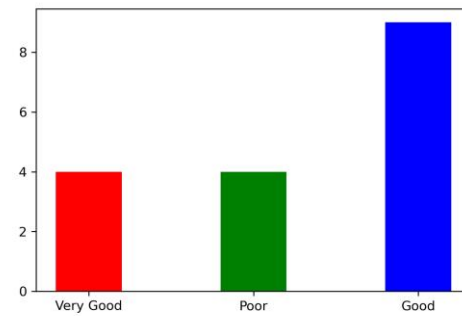
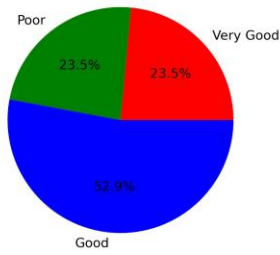
6. Cleanliness and Hygiene

Excellent [4] =5.88% Very Good [3] =29.41% Good [2] =58.82% Poor [1] =5.88%



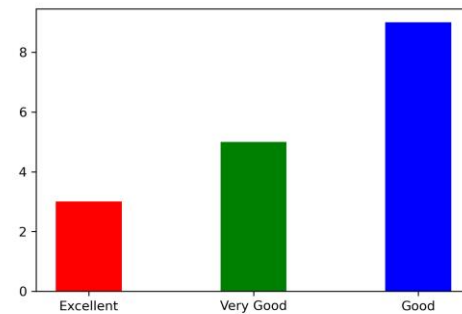
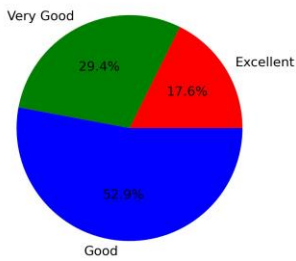
7. Canteen facility

Excellent [4] =0 Very Good [3] =23.53% Good [2] =52.94% Poor [1] =23.53%



8. Internet facility

Excellent [4] =17.65% Very Good [3] =29.41% Good [2] =52.94% Poor [1] =0



Summary

Excellent: 8.82%
 Very Good: 24.26%
 Good: 61.03%
 Poor: 5.88%

This is a computer generated statement and does not require a signature.