



Semester End Feedback

Academic Year: 2023-24

ELECTRONICS & COMMUNICATION ENGINEERING

(Second Year)

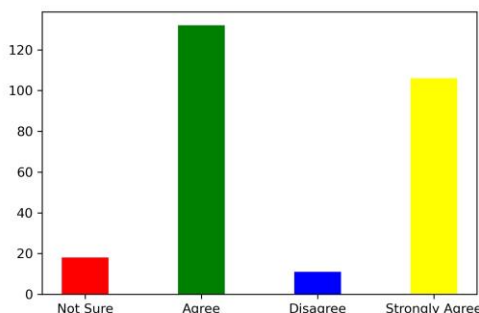
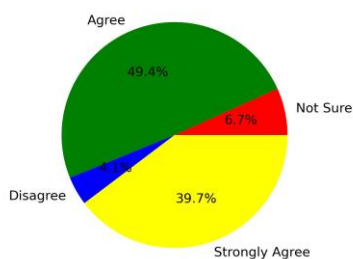
Odd Semester

Feedback on Academics

Total No. of Students participated in the survey: 267

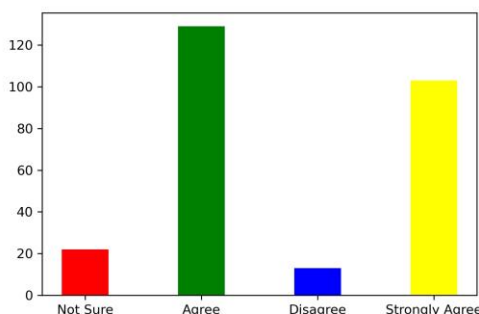
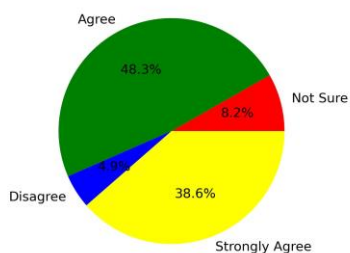
1. Did you acquire any new technical or scientific knowledge?

Strongly Agree [4] =39.7% Agree [3] =49.44% Disagree [2] =4.12% Not sure [1] =6.74%



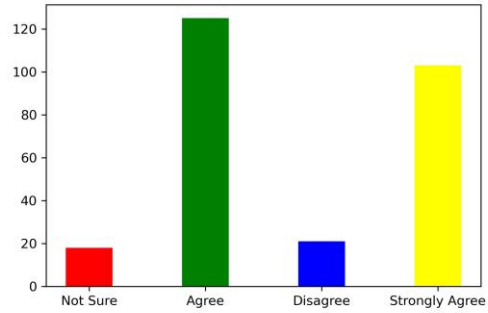
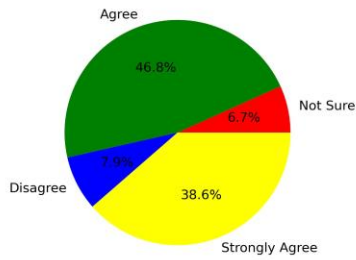
2. Are you able to apply the knowledge and skills you gained in real life problem solving?

Strongly Agree [4] =38.58% Agree [3] =48.31% Disagree [2] =4.87% Not sure [1] =8.24%



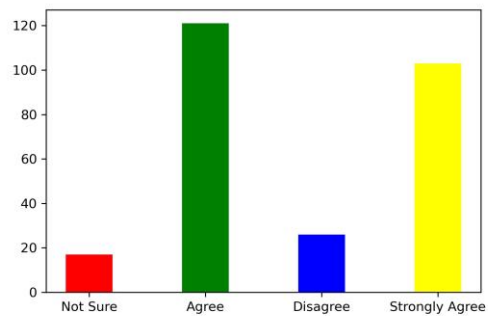
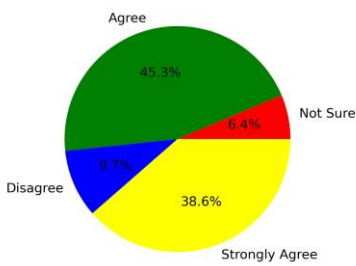
3. Are the subjects you studied relevant to the current industry need?

Strongly Agree [4] =38.58% Agree [3] =46.82% Disagree [2] =7.87% Not sure [1] =6.74%



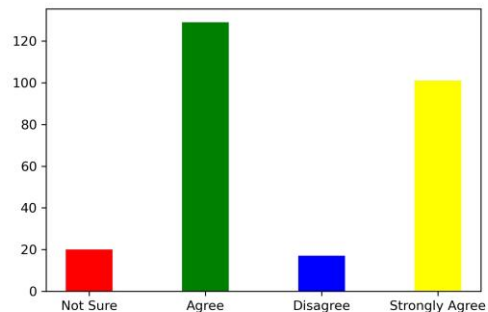
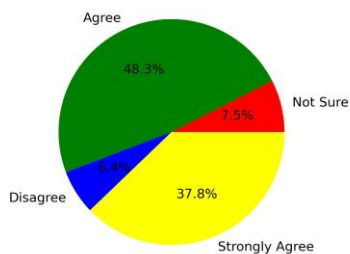
4. Availability and adequacy of modern tools in the laboratories?

Strongly Agree [4] =38.58% Agree [3] =45.32% Disagree [2] =9.74% Not sure [1] =6.37%



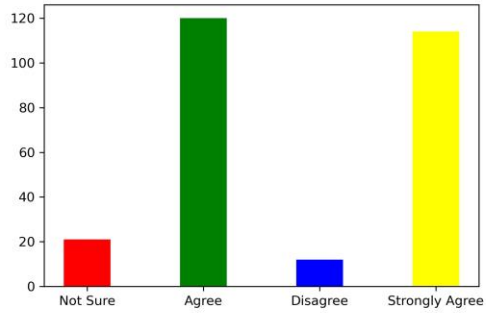
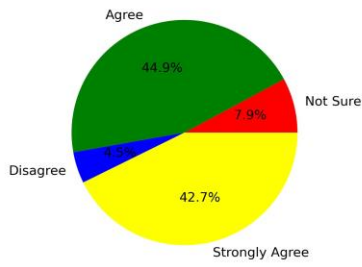
5. Are the experiments/practical prescribed in the subjects/courses helpful for your future?

Strongly Agree [4] =37.83% Agree [3] =48.31% Disagree [2] =6.37% Not sure [1] =7.49%



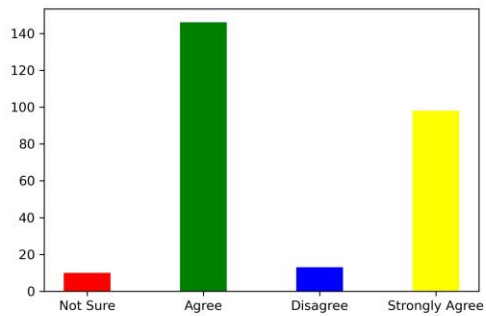
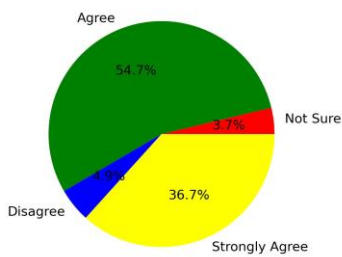
6. How is the mentorship and counselling process in the department?

Strongly Agree [4] =42.7% Agree [3] =44.94% Disagree [2] =4.49% Not sure [1] =7.87%



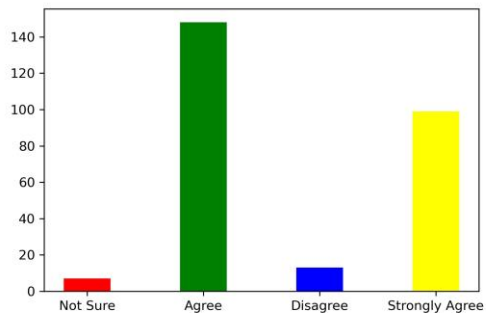
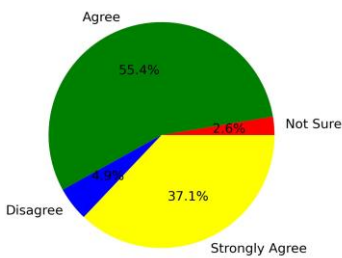
7. How is the overall learning environment?

Strongly Agree [4] =36.7% Agree [3] =54.68% Disagree [2] =4.87% Not sure [1] =3.75%



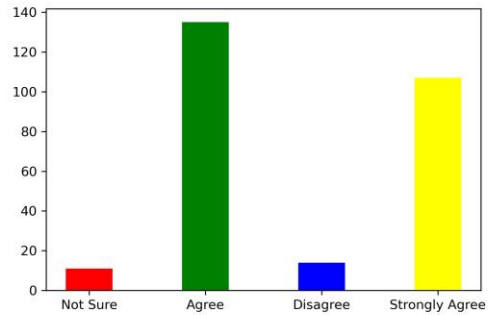
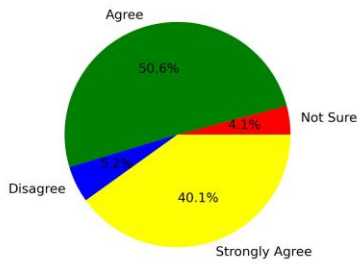
8. Did you improve your communication skill?

Strongly Agree [4] =37.08% Agree [3] =55.43% Disagree [2] =4.87% Not sure [1] =2.62%



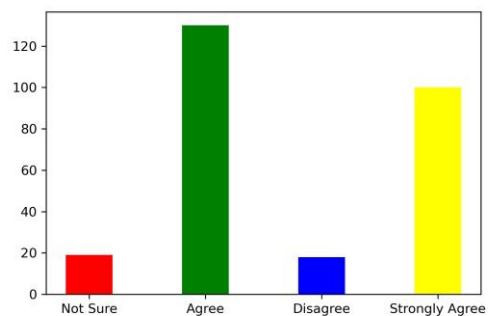
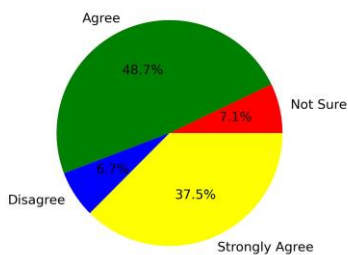
9. Are the teachers able to demonstrate the required knowledge and skills?

Strongly Agree [4] =40.07% Agree [3] =50.56% Disagree [2] =5.24% Not sure [1] =4.12%



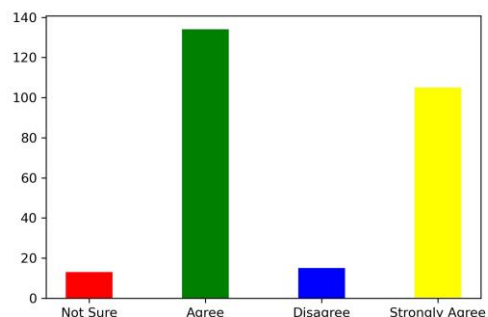
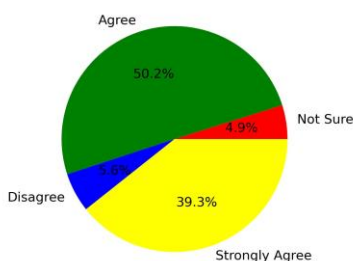
10. Is the pedagogy used by the teachers effective and interesting?

Strongly Agree [4] =37.45% Agree [3] =48.69% Disagree [2] =6.74% Not sure [1] =7.12%



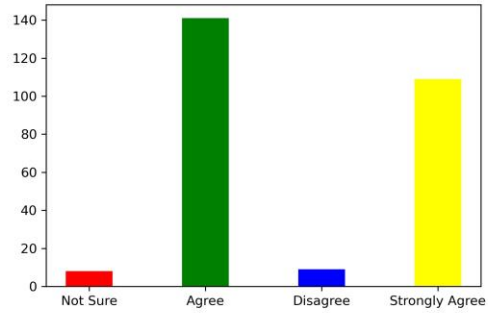
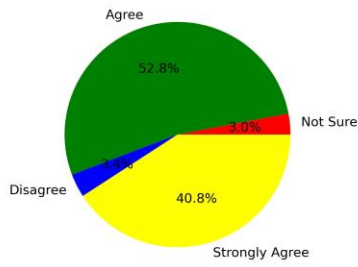
11. Are the opportunities provided for cocurricular and extracurricular activities?

Strongly Agree [4] =39.33% Agree [3] =50.19% Disagree [2] =5.62% Not sure [1] =4.87%



12. Are events (workshop/seminar/webinar etc.) conducted for the holistic development of the students and to bridge industryacademia gap?

Strongly Agree [4] =40.82% Agree [3] =52.81% Disagree [2] =3.37% Not sure [1] =3.0%



Summary

Strongly Agree: 38.95%

Agree: 49.63%

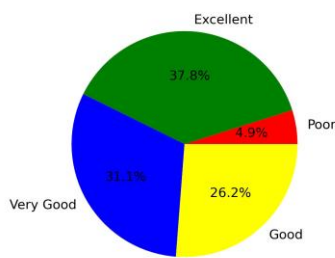
Disagree: 5.68%

Not Sure: 5.74%

Feedback on Facilities

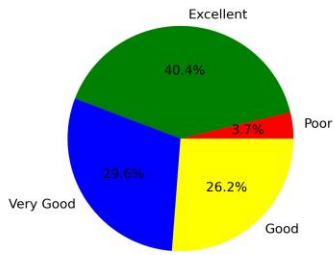
1. Laboratory facility

Excellent [4] =37.83% Very Good [3] =31.09% Good [2] =26.22% Poor [1] =4.87%



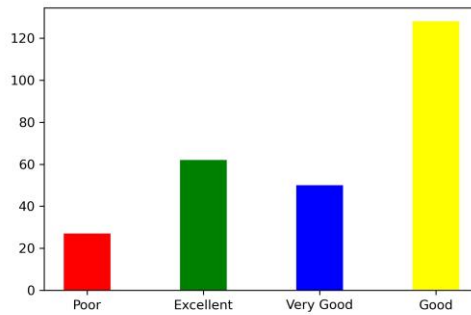
2. Library facility

Excellent [4] =40.45% Very Good [3] =29.59% Good [2] =26.22% Poor [1] =3.75%



3.Hostel facility (if applicable)

Excellent [4] =23.22% Very Good [3] =18.73% Good [2] =47.94% Poor [1] =10.11%



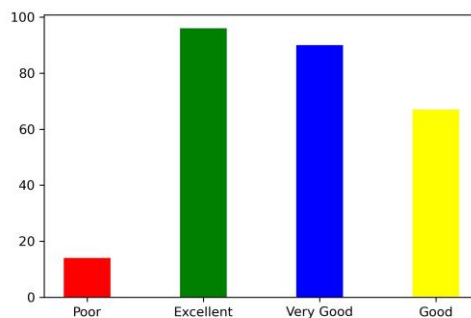
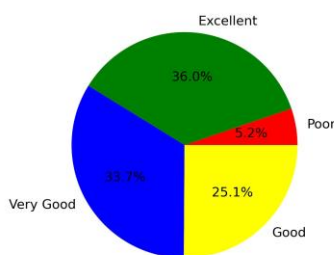
4.Sports facility

Excellent [4] =31.09% Very Good [3] =28.09% Good [2] =33.71% Poor [1] =7.12%



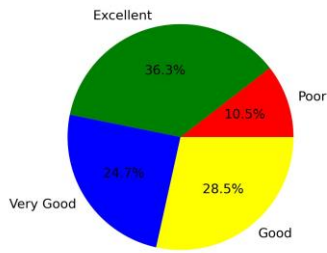
5.Water facility

Excellent [4] =35.96% Very Good [3] =33.71% Good [2] =25.09% Poor [1] =5.24%



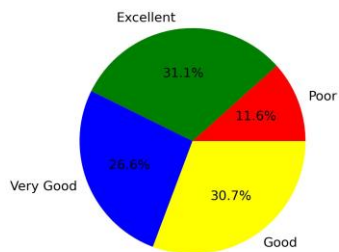
6.Cleanliness and Hygiene

Excellent [4] =36.33% Very Good [3] =24.72% Good [2] =28.46% Poor [1] =10.49%



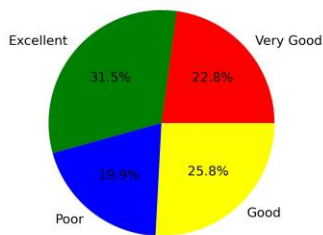
7. Canteen facility

Excellent [4] =31.09% Very Good [3] =26.59% Good [2] =30.71% Poor [1] =11.61%



8. Internet facility

Excellent [4] =31.46% Very Good [3] =22.85% Good [2] =25.84% Poor [1] =19.85%



Summary

Excellent: 33.43%
Very Good: 26.92%
Good: 30.52%
Poor: 9.13%

This is a computer generated statement and does not require a signature.