



## Semester End Feedback

Academic Year: 2023-24

CSE (DATA SCIENCE)

(Second Year)

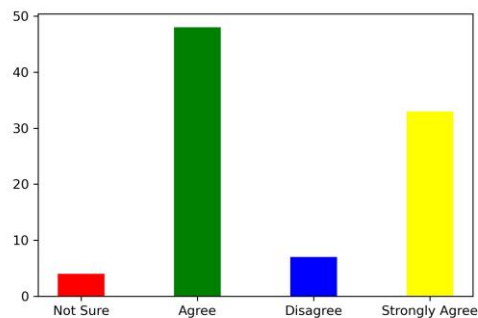
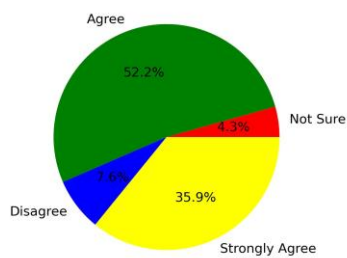
Odd Semester

## Feedback on Academics

**Total No. of Students participated in the survey: 92**

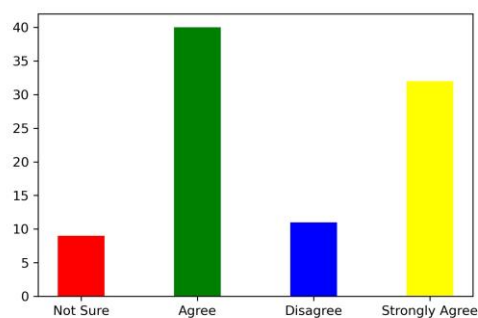
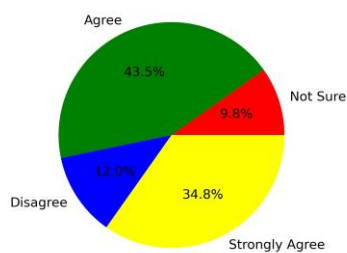
### 1. Did you acquire any new technical or scientific knowledge?

Strongly Agree [4] =35.87% Agree [3] =52.17% Disagree [2] =7.61% Not sure [1] =4.35%



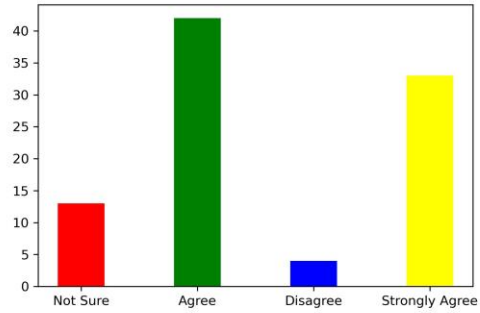
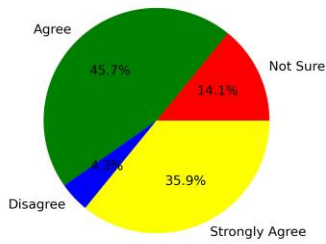
### 2. Are you able to apply the knowledge and skills you gained in real life problem solving?

Strongly Agree [4] =34.78% Agree [3] =43.48% Disagree [2] =11.96% Not sure [1] =9.78%



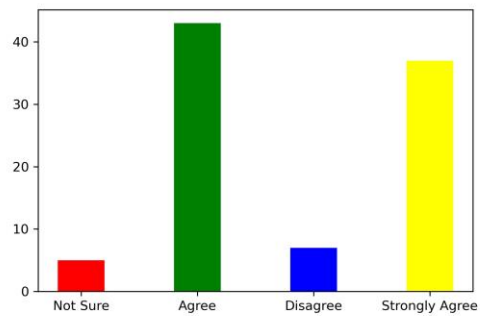
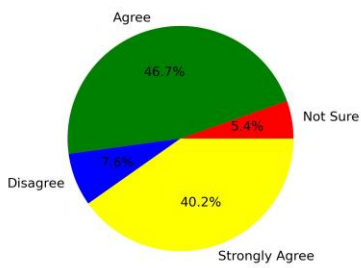
### 3. Are the subjects you studied relevant to the current industry need?

Strongly Agree [4] =35.87% Agree [3] =45.65% Disagree [2] =4.35% Not sure [1] =14.13%



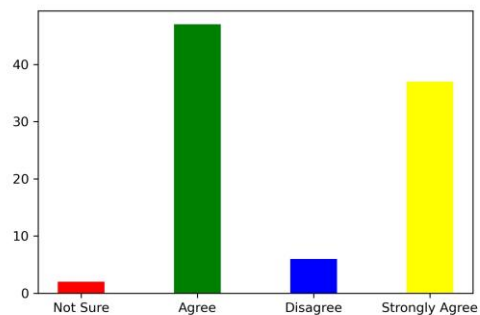
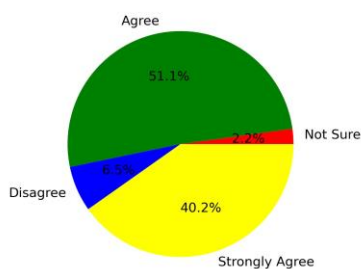
#### 4. Availability and adequacy of modern tools in the laboratories?

Strongly Agree [4] =40.22% Agree [3] =46.74% Disagree [2] =7.61% Not sure [1] =5.43%



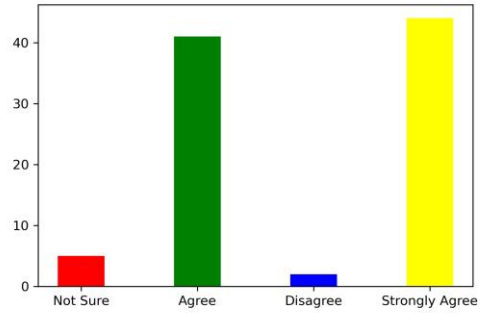
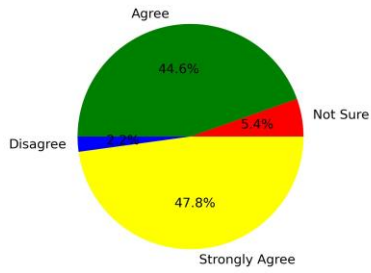
#### 5. Are the experiments/practical prescribed in the subjects/courses helpful for your future?

Strongly Agree [4] =40.22% Agree [3] =51.09% Disagree [2] =6.52% Not sure [1] =2.17%



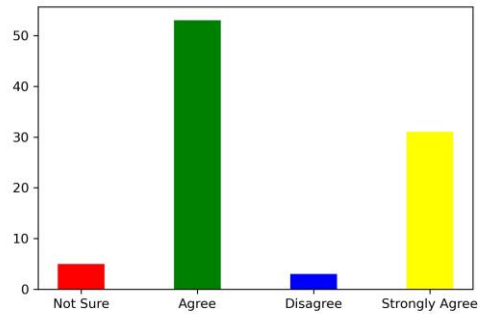
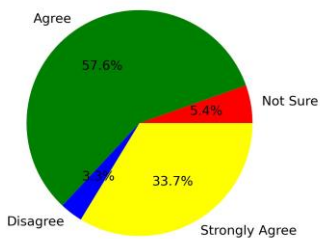
#### 6. How is the mentorship and counselling process in the department?

Strongly Agree [4] =47.83% Agree [3] =44.57% Disagree [2] =2.17% Not sure [1] =5.43%



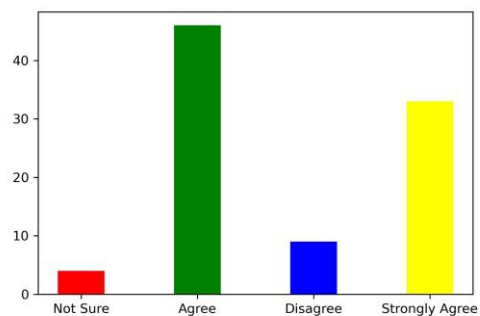
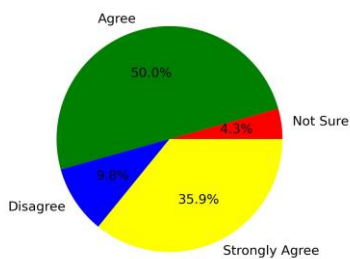
### 7. How is the overall learning environment?

Strongly Agree [4] =33.7% Agree [3] =57.6% Disagree [2] =3.26% Not sure [1] =5.43%



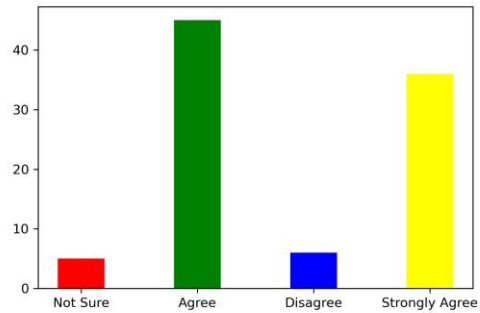
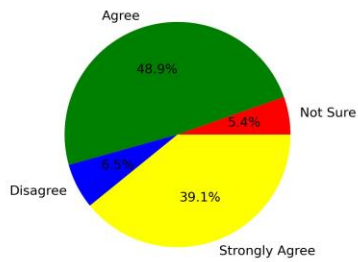
### 8. Did you improve your communication skill?

Strongly Agree [4] =35.87% Agree [3] =50.0% Disagree [2] =9.78% Not sure [1] =4.35%



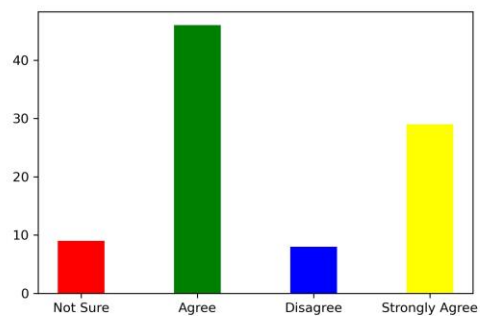
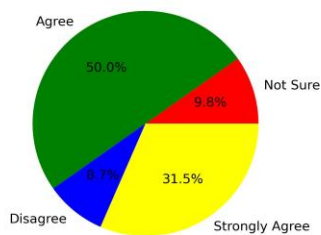
### 9. Are the teachers able to demonstrate the required knowledge and skills?

Strongly Agree [4] =39.13% Agree [3] =48.91% Disagree [2] =6.52% Not sure [1] =5.43%



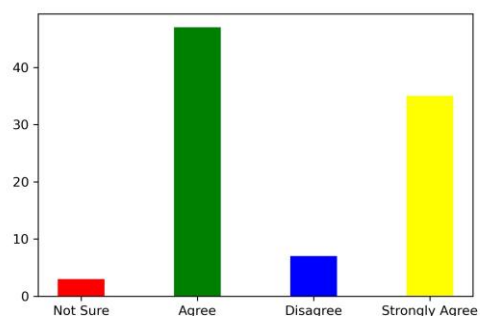
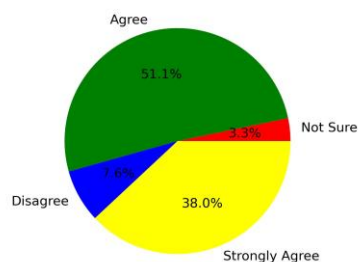
**10. Is the pedagogy used by the teachers effective and interesting?**

Strongly Agree [4] =31.52% Agree [3] =50.0% Disagree [2] =8.7% Not sure [1] =9.78%



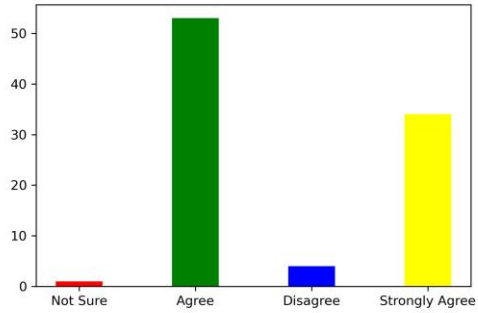
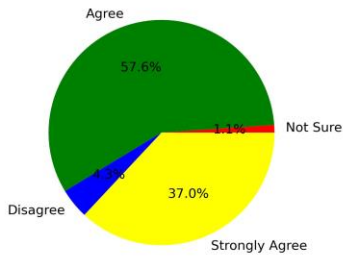
**11. Are the opportunities provided for cocurricular and extracurricular activities?**

Strongly Agree [4] =38.04% Agree [3] =51.09% Disagree [2] =7.61% Not sure [1] =3.26%



**12. Are events (workshop/seminar/webinar etc.) conducted for the holistic development of the students and to bridge industryacademia gap?**

Strongly Agree [4] =36.96% Agree [3] =57.61% Disagree [2] =4.35% Not sure [1] =1.09%



## Summary

Strongly Agree: 37.5%

Agree: 49.91%

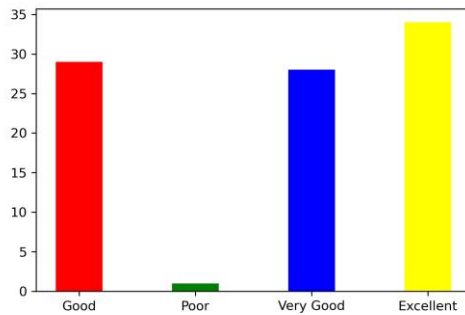
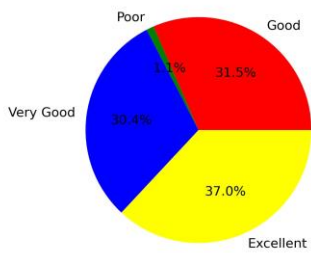
Disagree: 6.7%

Not Sure: 5.89%

## Feedback on Facilities

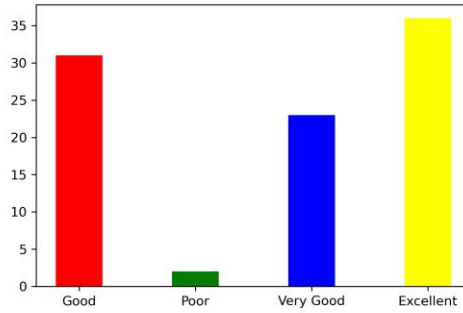
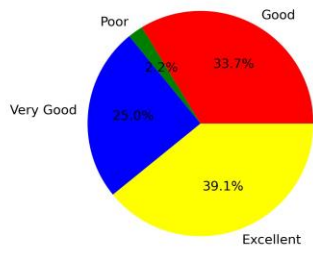
### 1. Laboratory facility

Excellent [4] =36.96% Very Good [3] =30.43% Good [2] =31.52% Poor [1] =1.09%



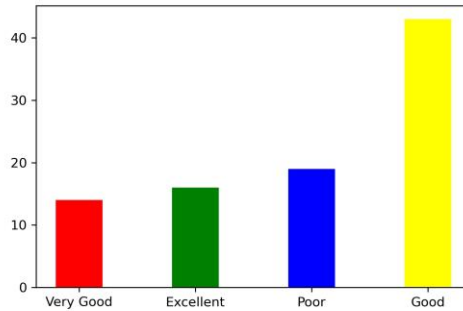
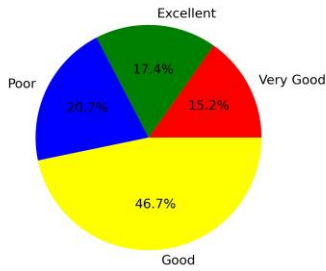
### 2. Library facility

Excellent [4] =39.13% Very Good [3] =25.0% Good [2] =33.7% Poor [1] =2.17%



### 3. Hostel facility (if applicable)

Excellent [4] =17.39% Very Good [3] =15.22% Good [2] =46.74% Poor [1] =20.65%



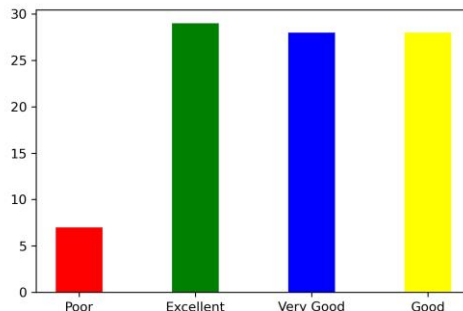
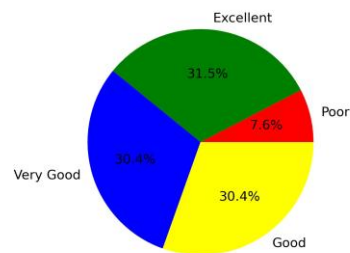
### 4. Sports facility

Excellent [4] =27.17% Very Good [3] =28.26% Good [2] =36.96% Poor [1] =7.61%



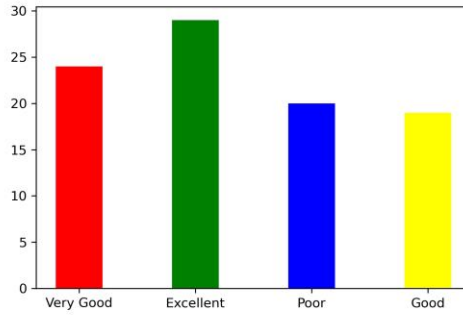
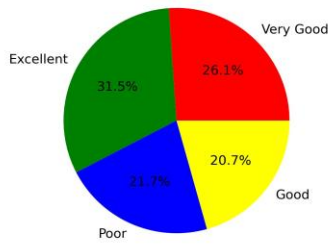
### 5. Water facility

Excellent [4] =31.52% Very Good [3] =30.43% Good [2] =30.43% Poor [1] =7.61%



### 6. Cleanliness and Hygiene

Excellent [4] =31.52% Very Good [3] =26.09% Good [2] =20.65% Poor [1] =21.74%



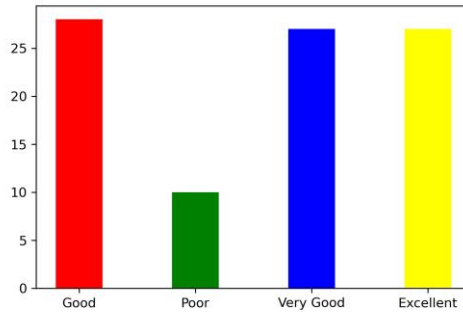
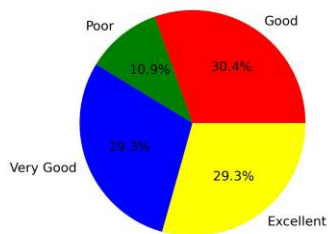
## 7. Canteen facility

Excellent [4] =26.09% Very Good [3] =25.0% Good [2] =28.26% Poor [1] =20.65%



## 8. Internet facility

Excellent [4] =29.35% Very Good [3] =29.35% Good [2] =30.43% Poor [1] =10.87%




---

## Summary

Excellent: 29.89%  
 Very Good: 26.22%  
 Good: 32.34%  
 Poor: 11.55%

---

**This is a computer generated statement and does not require a signature.**