



Semester End Feedback

Academic Year: 2023-24

COMPUTER SCIENCE ENGINEERING

(Second Year)

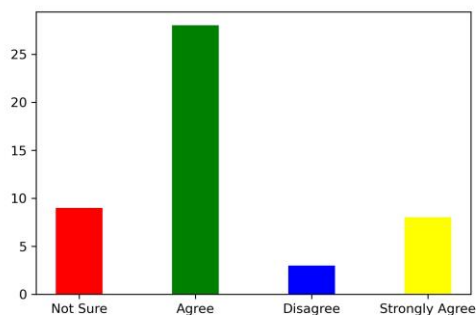
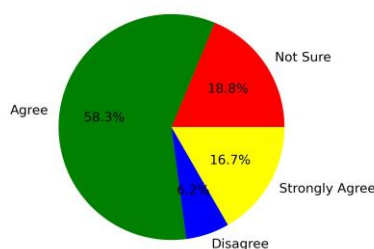
Odd Semester

Feedback on Academics

Total No. of Students participated in the survey: 48

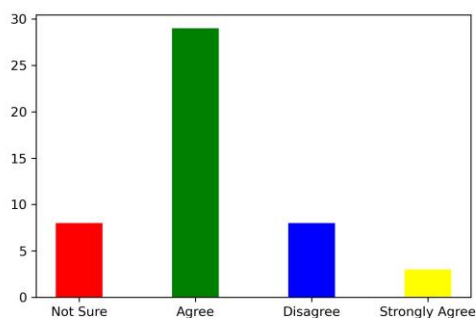
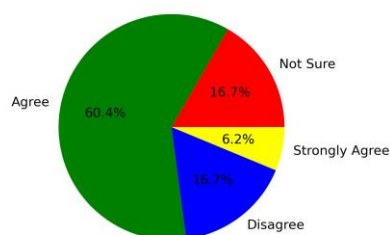
1. Did you acquire any new technical or scientific knowledge?

Strongly Agree [4] =16.67% Agree [3] =58.33% Disagree [2] =6.25% Not sure [1] =18.75%



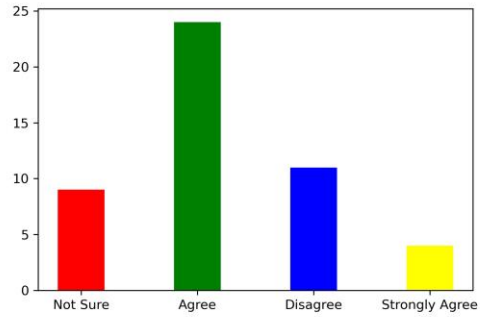
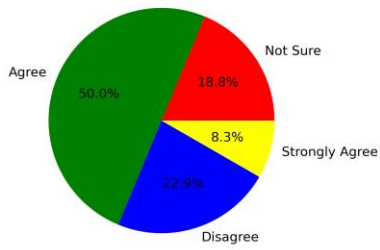
2. Are you able to apply the knowledge and skills you gained in real life problem solving?

Strongly Agree [4] =6.25% Agree [3] =60.42% Disagree [2] =16.67% Not sure [1] =16.67%



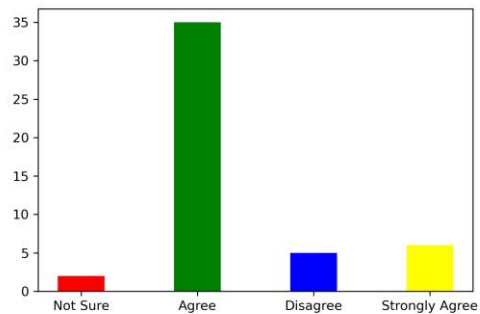
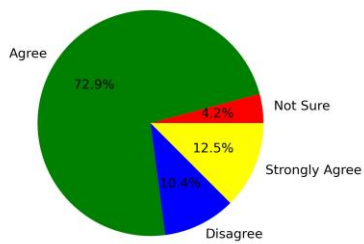
3. Are the subjects you studied relevant to the current industry need?

Strongly Agree [4] =8.33% Agree [3] =50.0% Disagree [2] =22.92% Not sure [1] =18.75%



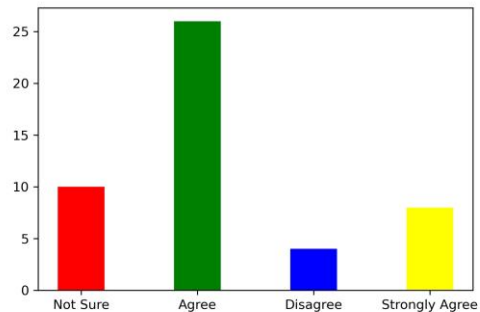
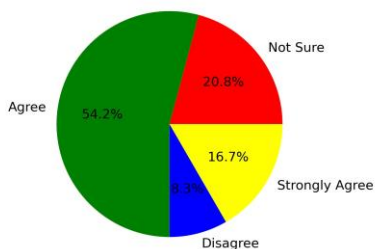
4. Availability and adequacy of modern tools in the laboratories?

Strongly Agree [4] =12.5% Agree [3] =72.92% Disagree [2] =10.42% Not sure [1] =4.17%



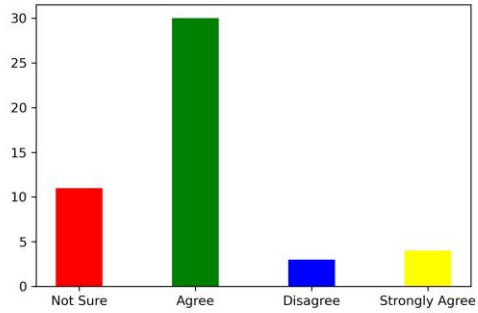
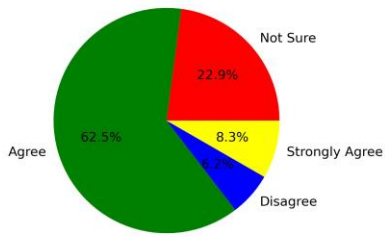
5. Are the experiments/practical prescribed in the subjects/courses helpful for your future?

Strongly Agree [4] =16.67% Agree [3] =54.17% Disagree [2] =8.33% Not sure [1] =20.83%



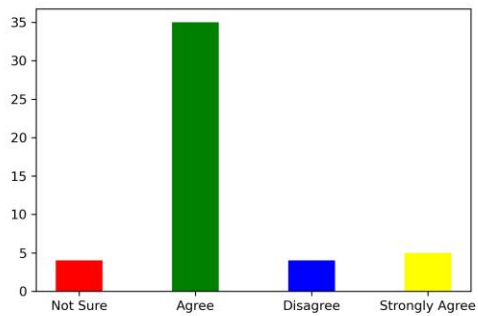
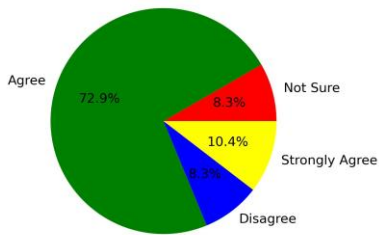
6. How is the mentorship and counselling process in the department?

Strongly Agree [4] =8.33% Agree [3] =62.5% Disagree [2] =6.25% Not sure [1] =22.92%



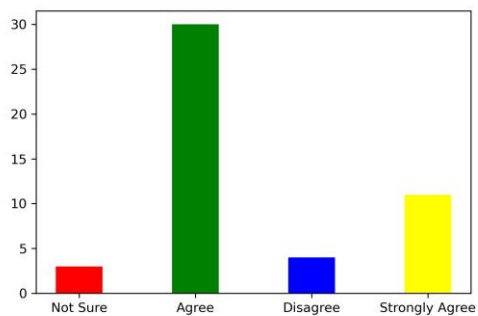
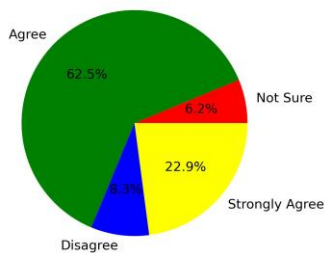
7. How is the overall learning environment?

Strongly Agree [4] =10.42% Agree [3] =72.92% Disagree [2] =8.33% Not sure [1] =8.33%



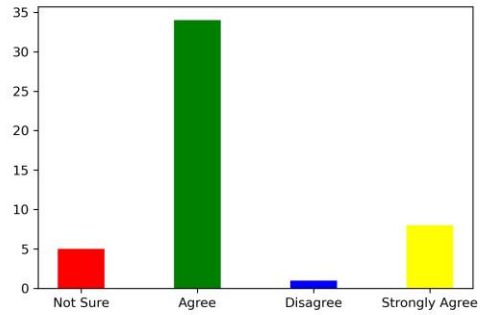
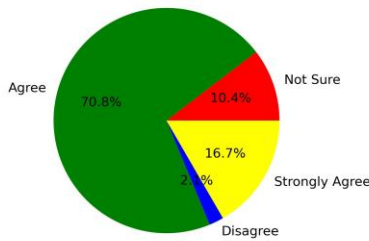
8. Did you improve your communication skill?

Strongly Agree [4] =22.92% Agree [3] =62.5% Disagree [2] =8.33% Not sure [1] =6.25%



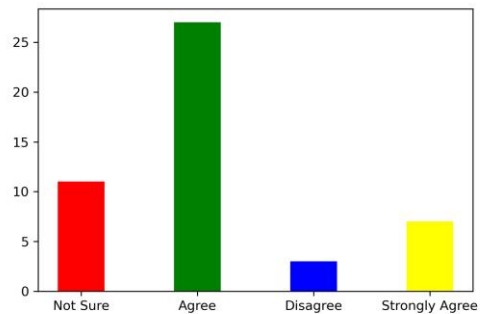
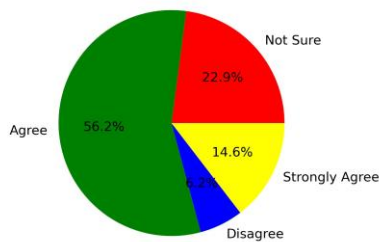
9. Are the teachers able to demonstrate the required knowledge and skills? Strongly Agree [4]

=16.67% Agree [3] =70.83% Disagree [2] =2.08% Not sure [1] =10.42%



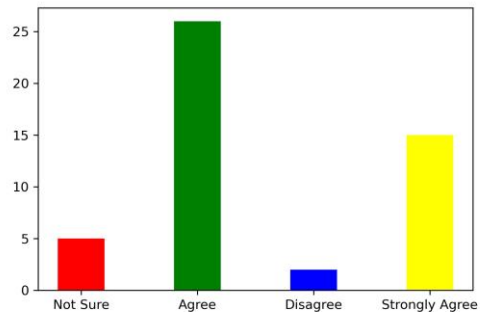
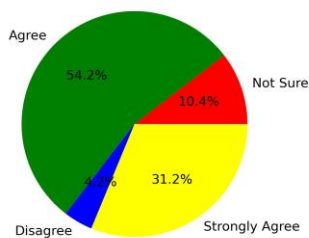
10. Is the pedagogy used by the teachers effective and interesting?

Strongly Agree [4] =14.58% Agree [3] =56.25% Disagree [2] =6.25% Not sure [1] =22.92%



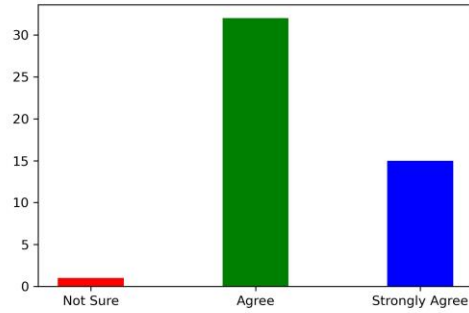
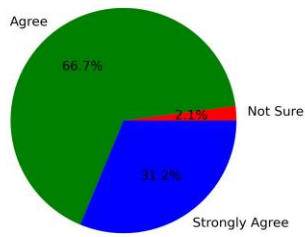
11. Are the opportunities provided for cocurricular and extracurricular activities?

Strongly Agree [4] =31.25% Agree [3] =54.17% Disagree [2] =4.17% Not sure [1] =10.42%



12. Are events (workshop/seminar/webinar etc.) conducted for the holistic development of the students and to bridge industryacademia gap?

Strongly Agree [4] =31.25% Agree [3] =66.67% Disagree [2] =0 Not sure [1] =2.08%



Summary

Strongly Agree: 16.32%

Agree: 61.81%

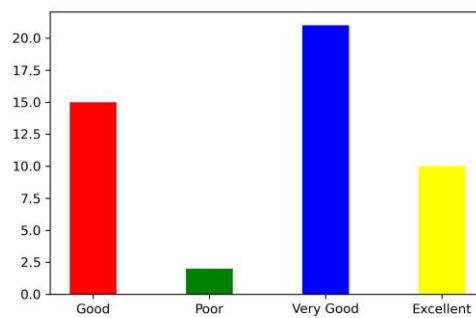
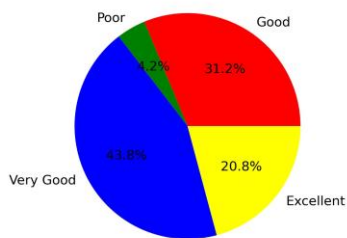
Disagree: 8.33%

Not Sure: 13.54%

Feedback on Facilities

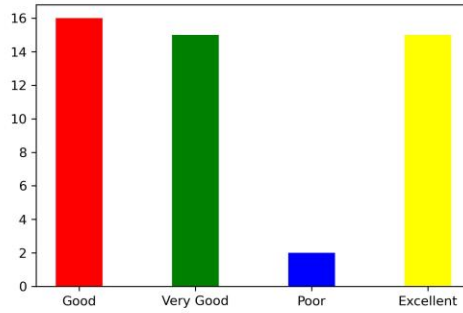
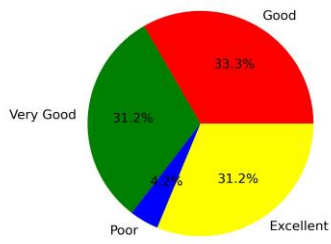
1. Laboratory facility

Excellent [4] =20.83% Very Good [3] =43.75% Good [2] =31.25% Poor [1] =4.17%



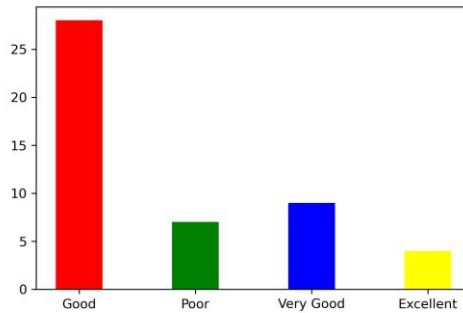
2. Library facility

Excellent [4] =31.25% Very Good [3] =31.25% Good [2] =33.33% Poor [1] =4.17%



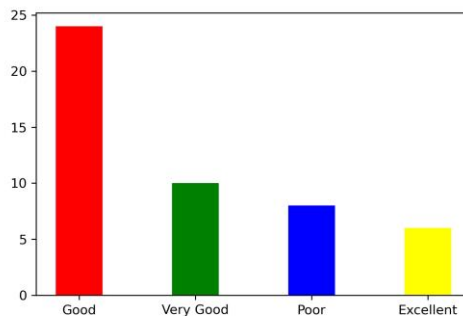
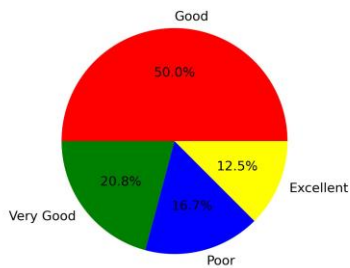
3. Hostel facility (if applicable)

Excellent [4] =8.33% Very Good [3] =18.75% Good [2] =58.33% Poor [1] =14.58%



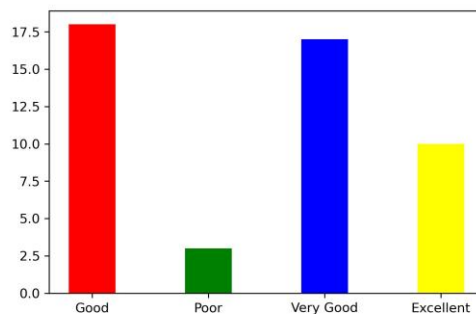
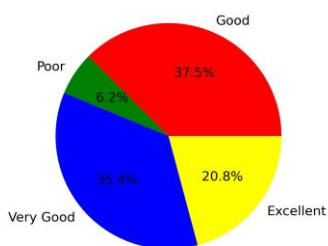
4. Sports facility

Excellent [4] =12.5% Very Good [3] =20.83% Good [2] =50.0% Poor [1] =16.67%



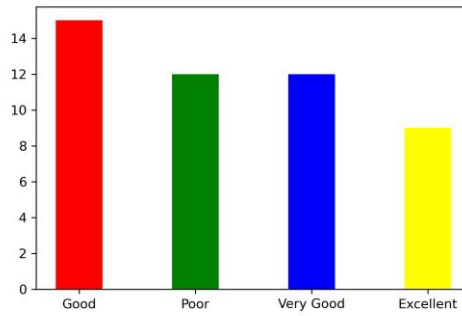
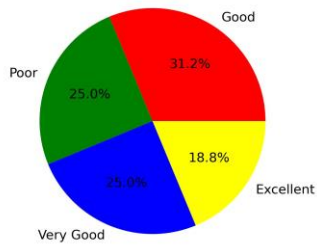
5. Water facility

Excellent [4] =20.83% Very Good [3] =35.42% Good [2] =37.5% Poor [1] =6.25%



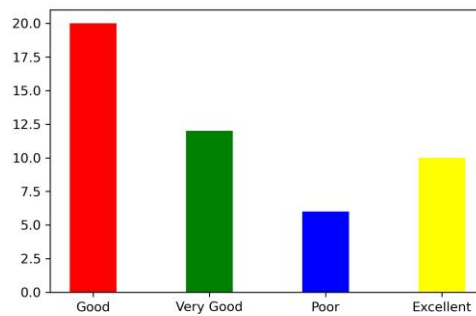
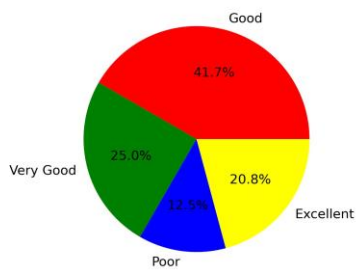
6. Cleanliness and Hygiene

Excellent [4] =18.75% Very Good [3] =25.0% Good [2] =31.25% Poor [1] =25.0%



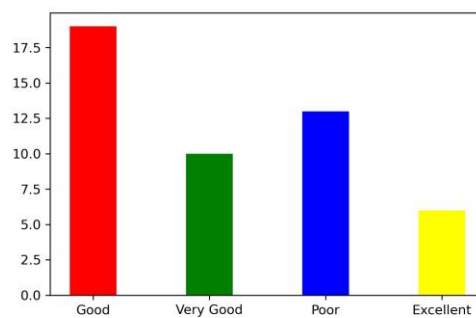
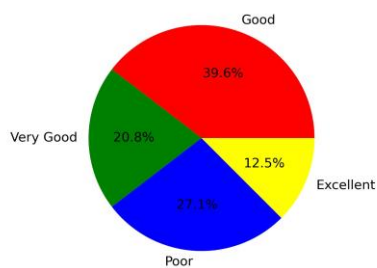
7. Canteen facility

Excellent [4] =20.83% Very Good [3] =25.0% Good [2] =41.67% Poor [1] =12.5%



8. Internet facility

Excellent [4] =12.5% Very Good [3] =20.83% Good [2] =39.58% Poor [1] =27.08%



Summary

Excellent: 18.23%
Very Good: 27.6%
Good: 40.36%
Poor: 13.8%

This is a computer generated statement and does not require a signature.