



Semester End Feedback

Academic Year: 2023-24

COMPUTER SCIENCE & DESIGN

(Second Year)

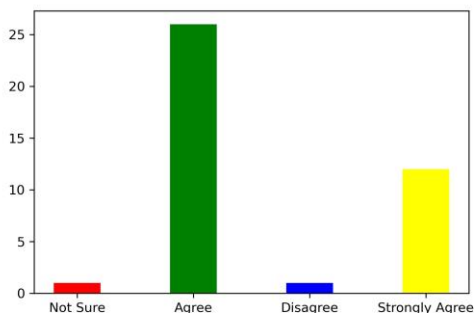
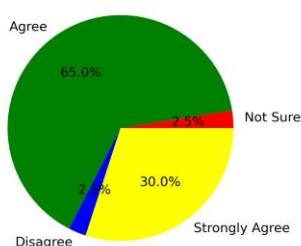
Odd Semester

Feedback on Academics

Total No. of Students participated in the survey: 40

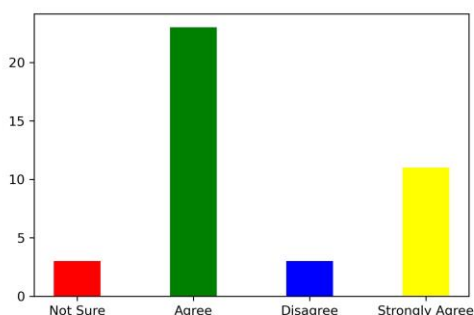
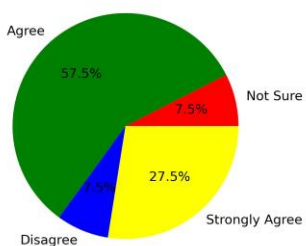
1. Did you acquire any new technical or scientific knowledge?

Strongly Agree [4] =30.0% Agree [3] =65.0% Disagree [2] =2.5% Not sure [1] =2.5%



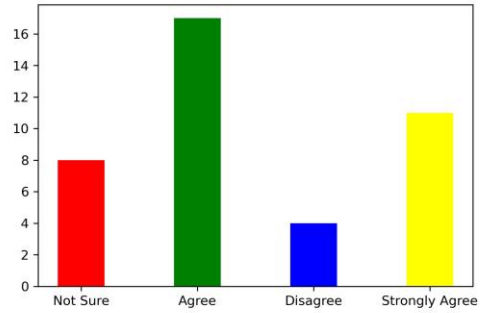
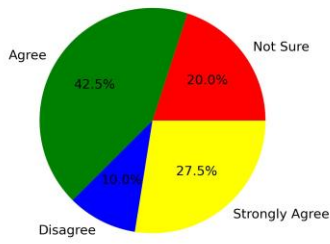
2. Are you able to apply the knowledge and skills you gained in real life problem solving?

Strongly Agree [4] =27.5% Agree [3] =57.5% Disagree [2] =7.5% Not sure [1] =7.5%



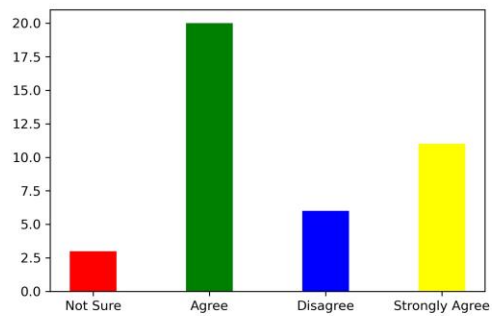
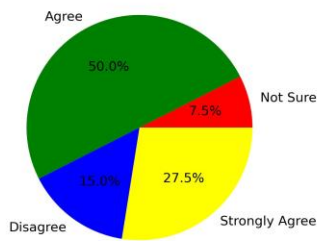
3. Are the subjects you studied relevant to the current industry need?

Strongly Agree [4] =27.5% Agree [3] =42.5% Disagree [2] =10.0% Not sure [1] =20.0%



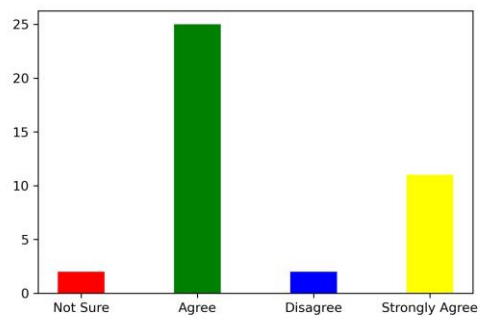
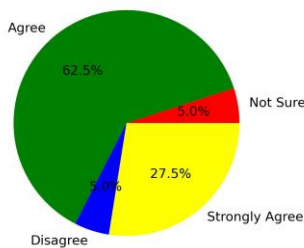
4. Availability and adequacy of modern tools in the laboratories?

Strongly Agree [4] =27.5% Agree [3] =50.0% Disagree [2] =15.0% Not sure [1] =7.5%



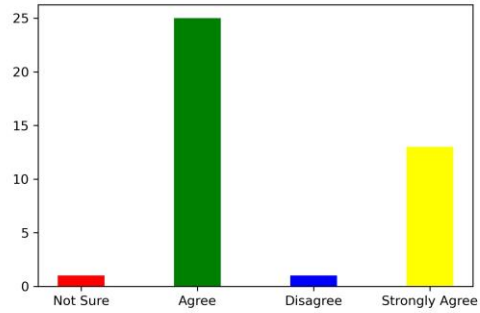
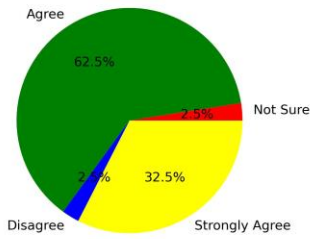
5. Are the experiments/practical prescribed in the subjects/courses helpful for your future?

Strongly Agree [4] =27.5% Agree [3] =62.5% Disagree [2] =5.0% Not sure [1] =5.0%



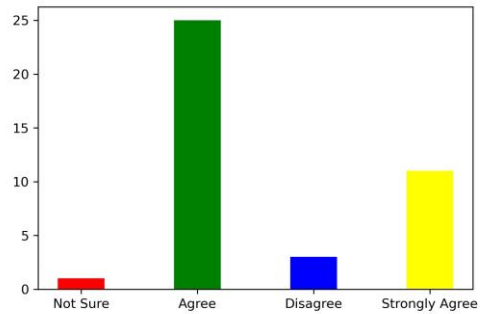
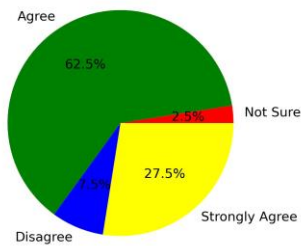
6. How is the mentorship and counselling process in the department?

Strongly Agree [4] =32.5% Agree [3] =62.5% Disagree [2] =2.5% Not sure [1] =2.5%



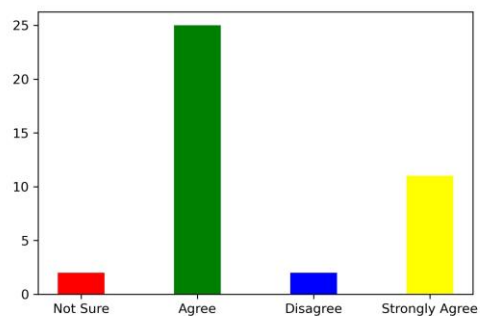
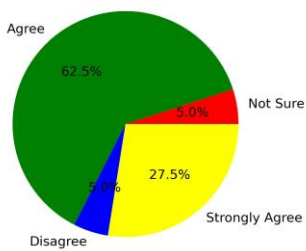
7. How is the overall learning environment?

Strongly Agree [4] =27.5% Agree [3] =62.5% Disagree [2] =7.5% Not sure [1] =2.5%



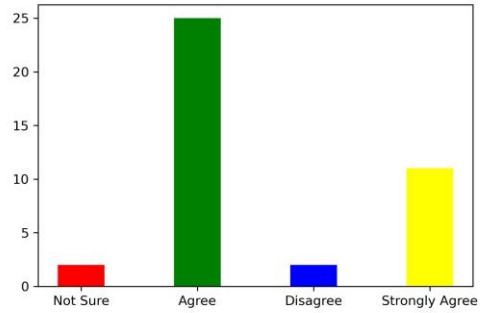
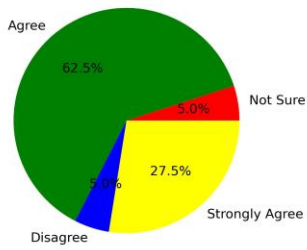
8. Did you improve your communication skill?

Strongly Agree [4] =27.5% Agree [3] =62.5% Disagree [2] =5.0% Not sure [1] =5.0%



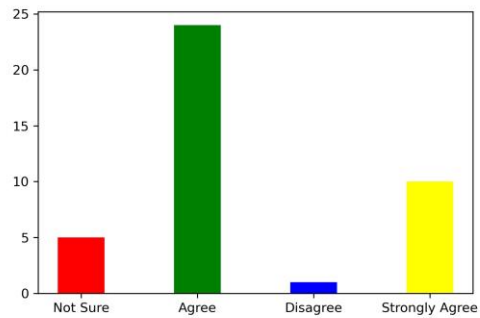
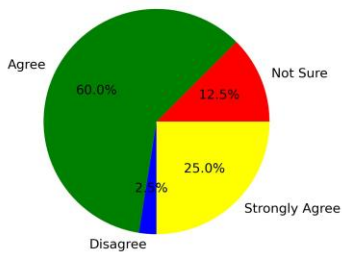
9. Are the teachers able to demonstrate the required knowledge and skills?

Strongly Agree [4] =27.5% Agree [3] =62.5% Disagree [2] =5.0% Not sure [1] =5.0%



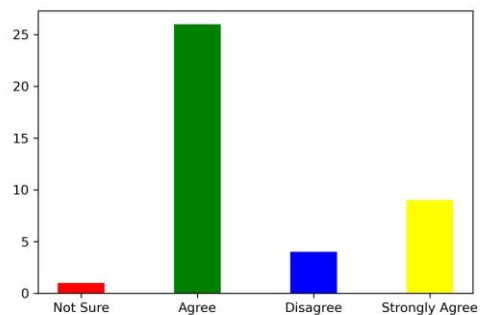
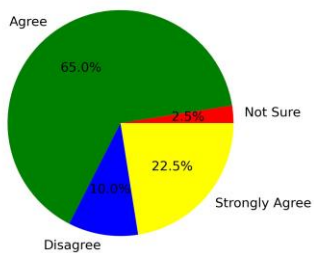
10. Is the pedagogy used by the teachers effective and interesting?

Strongly Agree [4] =25.0% Agree [3] =60.0% Disagree [2] =2.5% Not sure [1] =12.5%



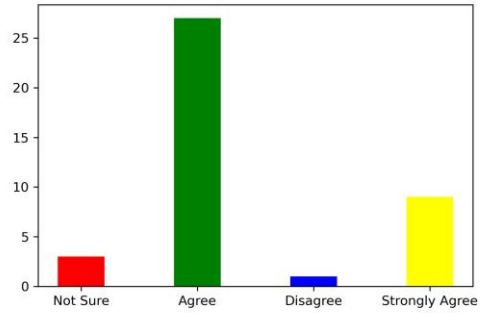
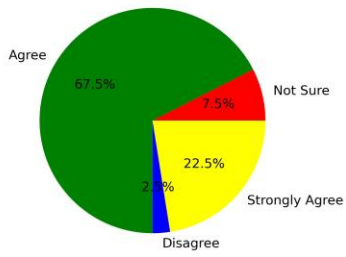
11. Are the opportunities provided for cocurricular and extracurricular activities?

Strongly Agree [4] =22.5% Agree [3] =65.0% Disagree [2] =10.0% Not sure [1] =2.5%



12. Are events (workshop/seminar/webinar etc.) conducted for the holistic development of the students and to bridge industryacademia gap?

Strongly Agree [4] =22.5% Agree [3] =67.5% Disagree [2] =2.5% Not sure [1] =7.5%



Summary

Strongly Agree: 27.08%

Agree: 60.0%

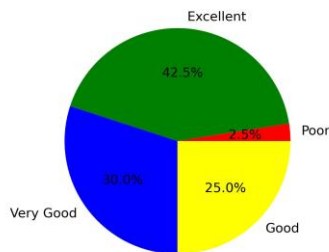
Disagree: 6.25%

Not Sure: 6.67%

Feedback on Facilities

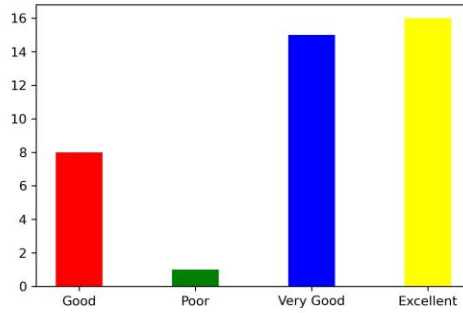
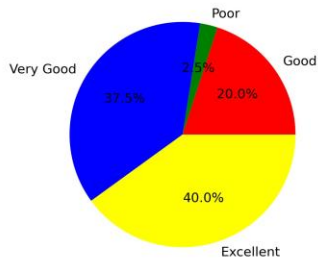
1. Laboratory facility

Excellent [4] =42.5% Very Good [3] =30.0% Good [2] =25.0% Poor [1] =2.5%



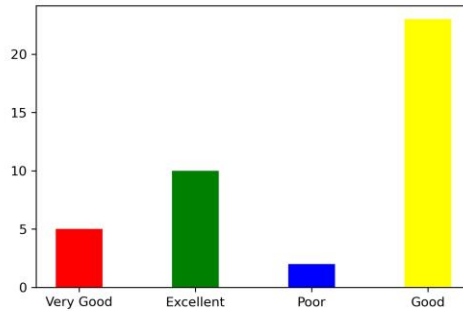
2. Library facility

Excellent [4] =40.0% Very Good [3] =37.5% Good [2] =20.0% Poor [1] =2.5%



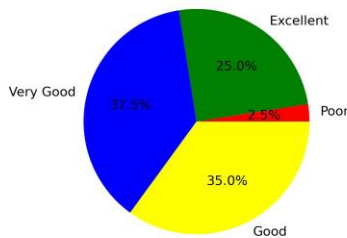
3.Hostel facility (if applicable)

Excellent [4] =25.0% Very Good [3] =12.5% Good [2] =57.5% Poor [1] =5.0%



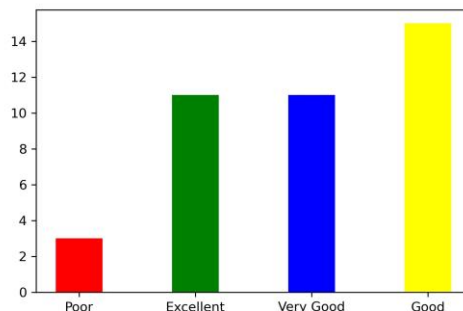
4.Sports facility

Excellent [4] =25.0% Very Good [3] =37.5% Good [2] =35.0% Poor [1] =2.5%



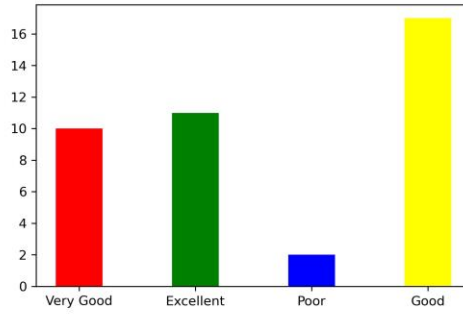
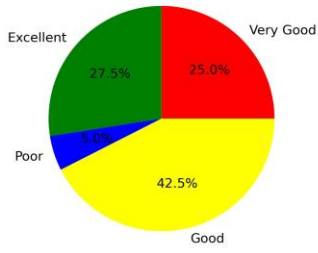
5. Water facility

Excellent [4] =27.5% Very Good [3] =27.5% Good [2] =37.5% Poor [1] =7.5%



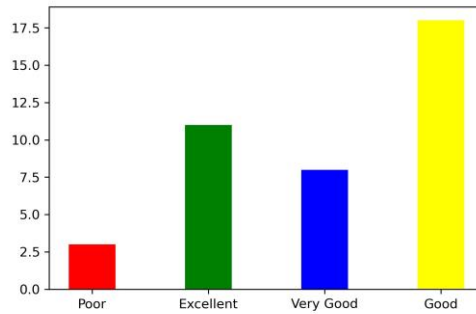
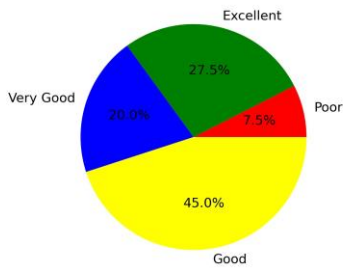
6.Cleanliness and Hygiene

Excellent [4] =27.5% Very Good [3] =25.0% Good [2] =42.5% Poor [1] =5.0%



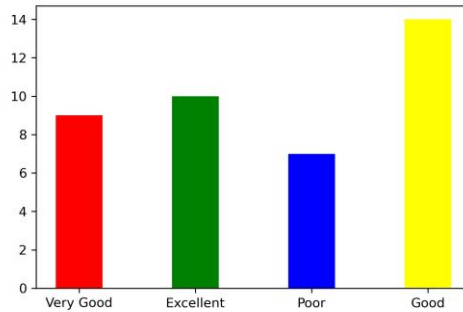
7. Canteen facility

Excellent [4] =27.5% Very Good [3] =20.0% Good [2] =45.0% Poor [1] =7.5%



8. Internet facility

Excellent [4] =25.0% Very Good [3] =22.5% Good [2] =35.0% Poor [1] =17.5%



Summary

Excellent: 30.0%
 Very Good: 26.56%
 Good: 37.19%
 Poor: 6.25%

This is a computer generated statement and does not require a signature.