



## Semester End Feedback

Academic Year: 2023-24

CIVIL ENGINEERING

(Second Year)

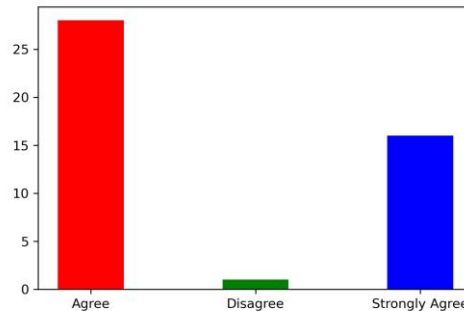
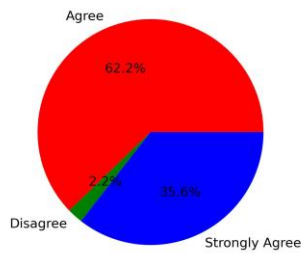
Odd Semester

## Feedback on Academics

Total No. of Students participated in the survey: 45

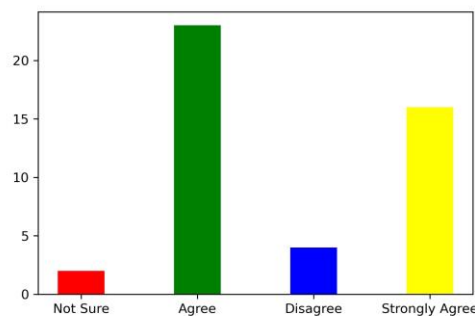
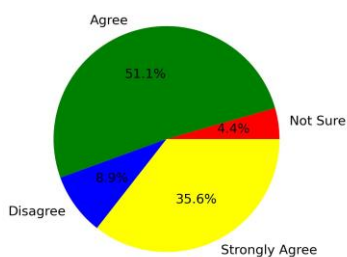
### 1. Did you acquire any new technical or scientific knowledge?

Strongly Agree [4] =35.56% Agree [3] =62.22% Disagree [2] =2.22% Not sure [1] =0



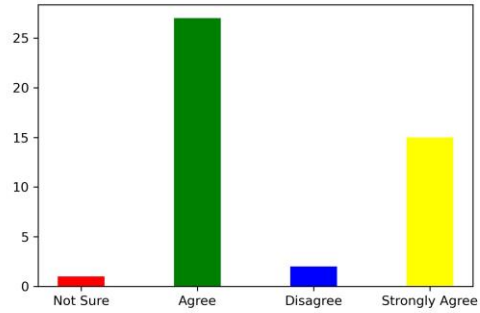
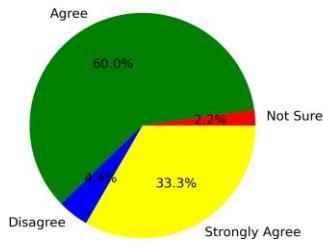
### 2. Are you able to apply the knowledge and skills you gained in real life problem solving?

Strongly Agree [4] =35.56% Agree [3] =51.11% Disagree [2] =8.89% Not sure [1] =4.44%



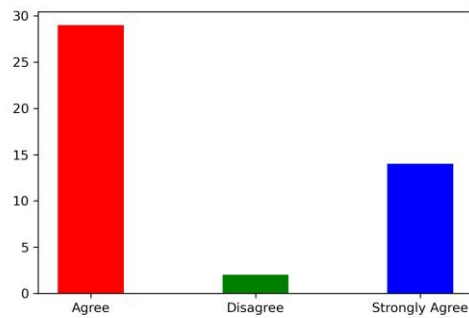
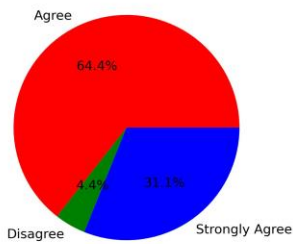
### 3. Are the subjects you studied relevant to the current industry need?

Strongly Agree [4] =33.33% Agree [3] =60.0% Disagree [2] =4.44% Not sure [1] =2.22%



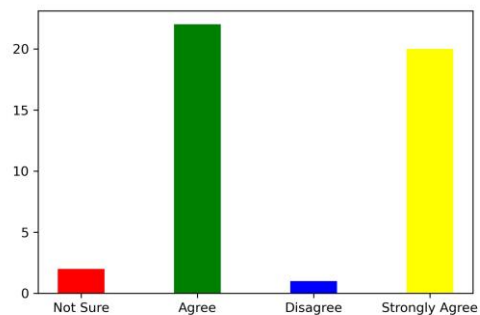
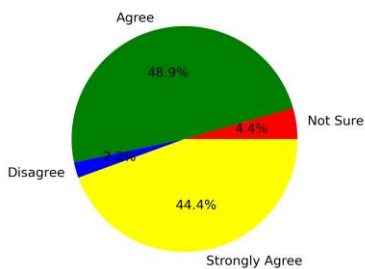
#### 4. Availability and adequacy of modern tools in the laboratories?

Strongly Agree [4] =31.11% Agree [3] =64.44% Disagree [2] =4.44% Not sure [1] =0



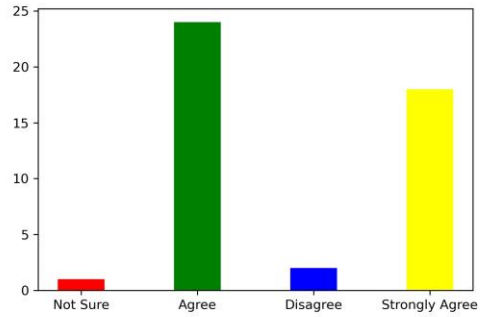
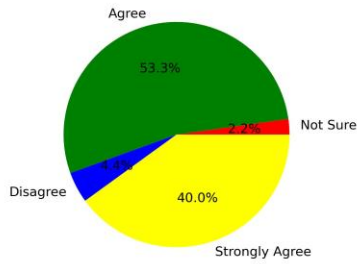
#### 5. Are the experiments/practical prescribed in the subjects/courses helpful for your future?

Strongly Agree [4] =44.44% Agree [3] =48.89% Disagree [2] =2.22% Not sure [1] =4.44%



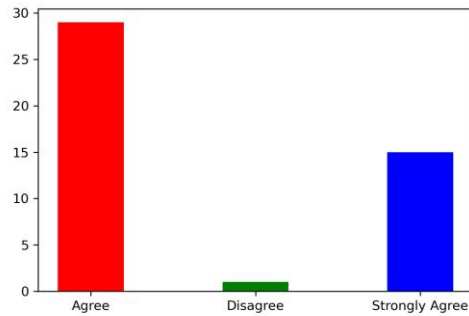
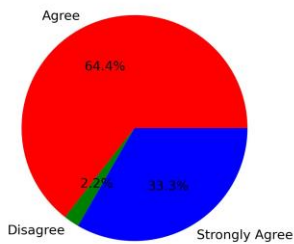
#### 6. How is the mentorship and counselling process in the department?

Strongly Agree [4] =40.0% Agree [3] =53.33% Disagree [2] =4.44% Not sure [1] =2.22%



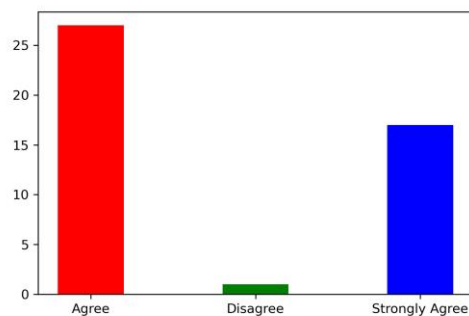
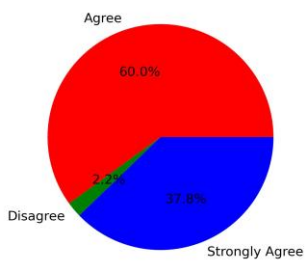
### 7. How is the overall learning environment?

Strongly Agree [4] =33.33% Agree [3] =64.44% Disagree [2] =2.22% Not sure [1] =0



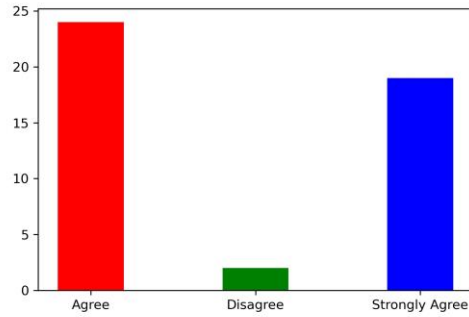
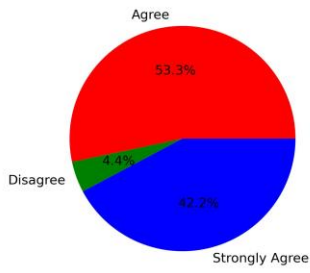
### 8. Did you improve your communication skill?

Strongly Agree [4] =37.78% Agree [3] =60.0% Disagree [2] =2.22% Not sure [1] =0



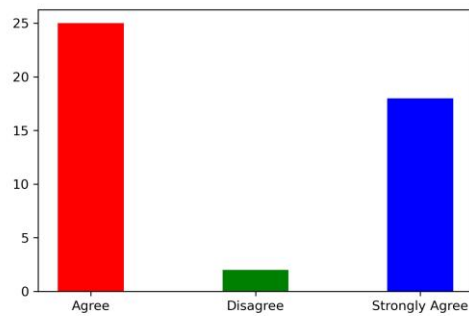
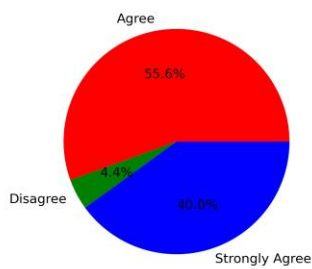
### 9. Are the teachers able to demonstrate the required knowledge and skills? Strongly Agree [4]

=42.22% Agree [3] =53.33% Disagree [2] =4.44% Not sure [1] =0



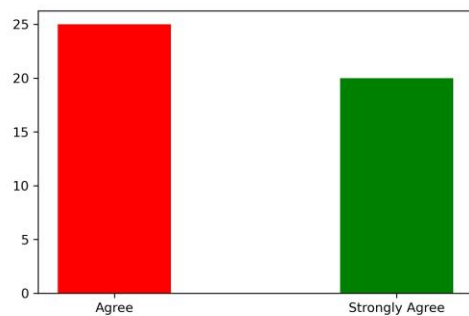
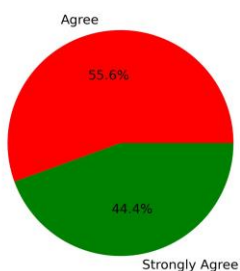
**10. Is the pedagogy used by the teachers effective and interesting?**

Strongly Agree [4] =40.0% Agree [3] =55.56% Disagree [2] =4.44% Not sure [1] =0



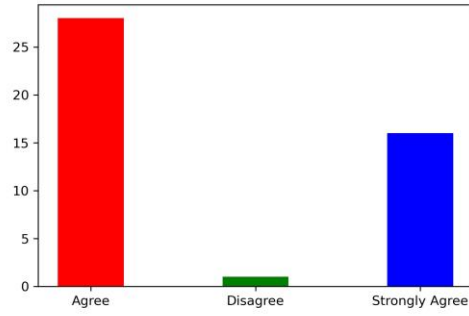
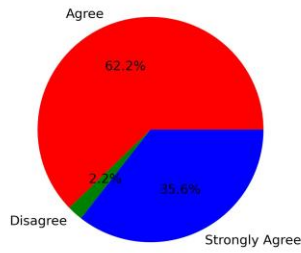
**11. Are the opportunities provided for cocurricular and extracurricular activities?**

Strongly Agree [4] =44.44% Agree [3] =55.56% Disagree [2] =0 Not sure [1] =0



**12. Are events (workshop/seminar/webinar etc.) conducted for the holistic development of the students and to bridge industryacademia gap?**

Strongly Agree [4] =35.56% Agree [3] =62.22% Disagree [2] =2.22% Not sure [1] =0



## Summary

Strongly Agree: 37.78%

Agree: 57.59%

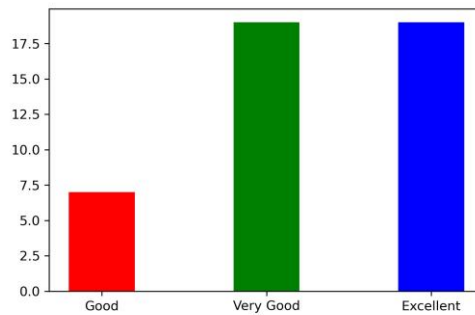
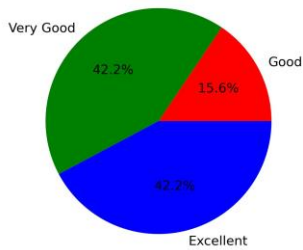
Disagree: 3.52%

Not Sure: 1.11%

## Feedback on Facilities

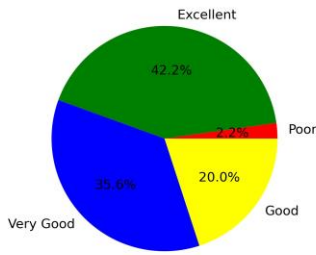
### 1. Laboratory facility

Excellent [4] =42.22% Very Good [3] =42.22% Good [2] =15.56% Poor [1] =0



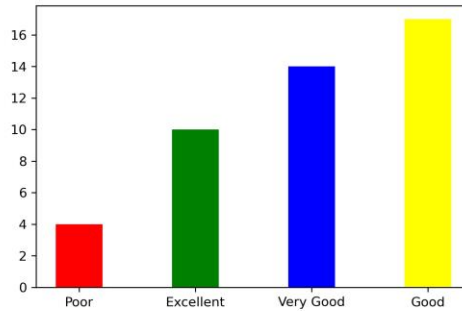
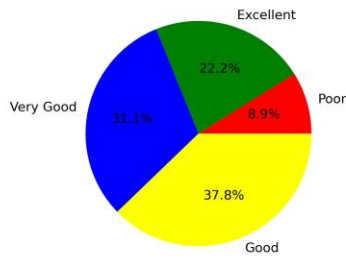
### 2. Library facility

Excellent [4] =42.22% Very Good [3] =35.56% Good [2] =20.0% Poor [1] =2.22%



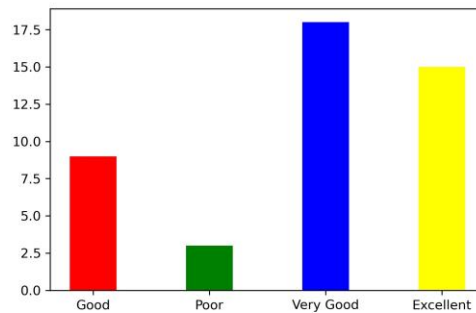
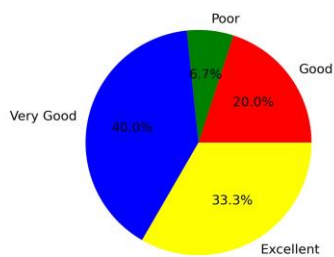
### 3.Hostel facility (if applicable)

Excellent [4] =22.22% Very Good [3] =31.11% Good [2] =37.78% Poor [1] =8.89%



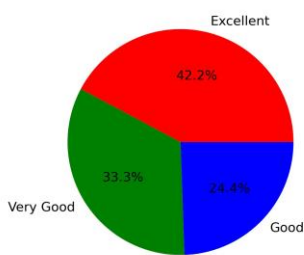
### 4.Sports facility

Excellent [4] =33.33% Very Good [3] =40.0% Good [2] =20.0% Poor [1] =6.67%



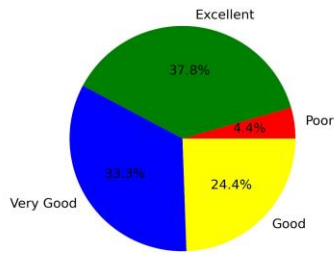
### 5. Water facility

Excellent [4] =42.22% Very Good [3] =33.33% Good [2] =24.44% Poor [1] =0



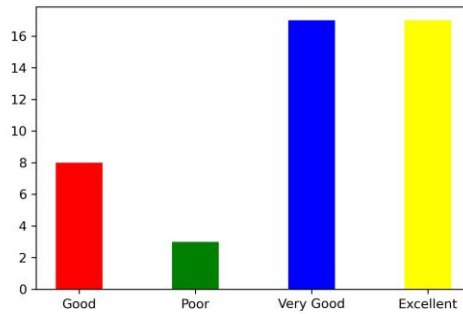
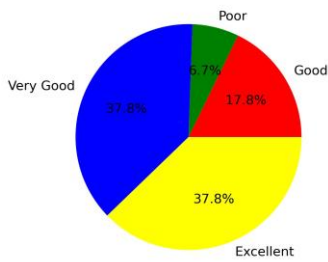
### 6.Cleanliness and Hygiene

Excellent [4] =37.78% Very Good [3] =33.33% Good [2] =24.44% Poor [1] =4.44%



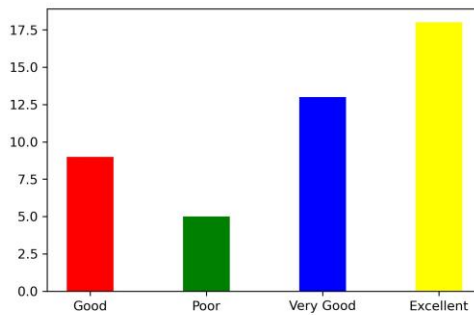
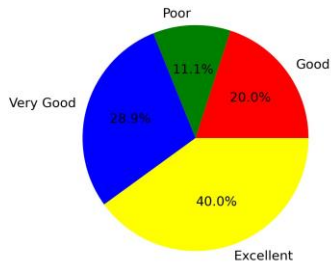
## 7. Canteen facility

Excellent [4] =37.78% Very Good [3] =37.78% Good [2] =17.78% Poor [1] =6.67%



## 8. Internet facility

Excellent [4] =40.0% Very Good [3] =28.89% Good [2] =20.0% Poor [1] =11.11%




---

## Summary

Excellent: 37.22%  
 Very Good: 35.28%  
 Good: 22.5%  
 Poor: 5.0%

---

**This is a computer generated statement and does not require a signature.**