



Semester End Feedback

Academic Year: 2023-24

CSE (ARTIFICIAL INTELLIGENCE & MACHINE LEARNING)

(Second Year)

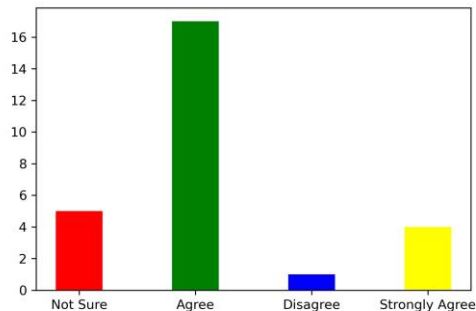
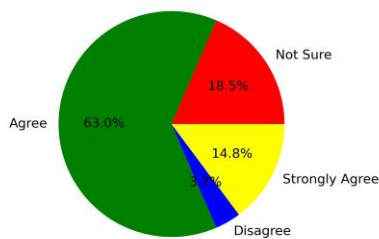
Odd Semester

Feedback on Academics

Total No. of Students participated in the survey: 27

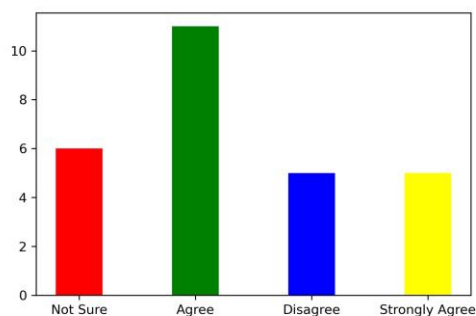
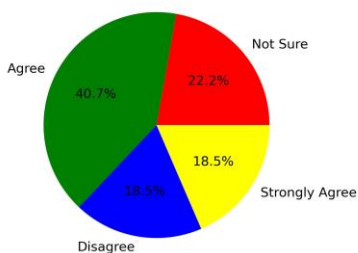
1. Did you acquire any new technical or scientific knowledge?

Strongly Agree [4] =14.81% Agree [3] =62.96% Disagree [2] =3.7% Not sure [1] =18.52%



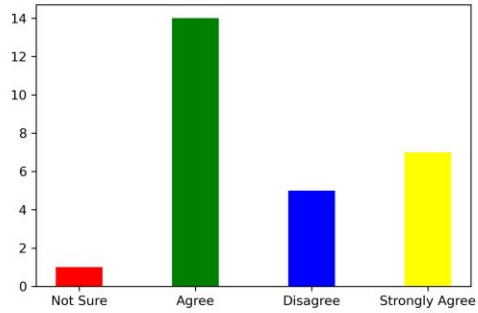
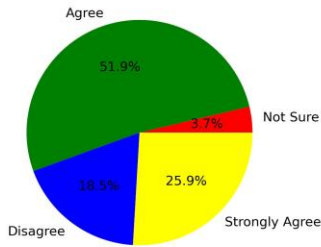
2. Are you able to apply the knowledge and skills you gained in real life problem solving?

Strongly Agree [4] =18.52% Agree [3] =40.74% Disagree [2] =18.52% Not sure [1] =22.22%



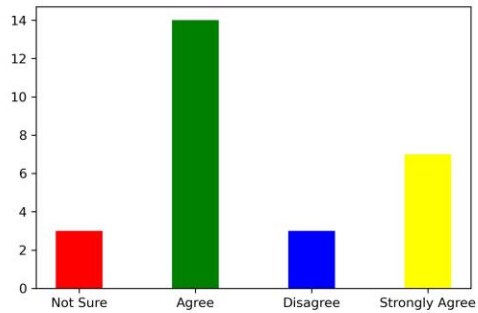
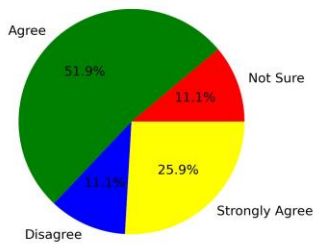
3. Are the subjects you studied relevant to the current industry need?

Strongly Agree [4] =25.93% Agree [3] =51.85% Disagree [2] =18.52% Not sure [1] =3.7%



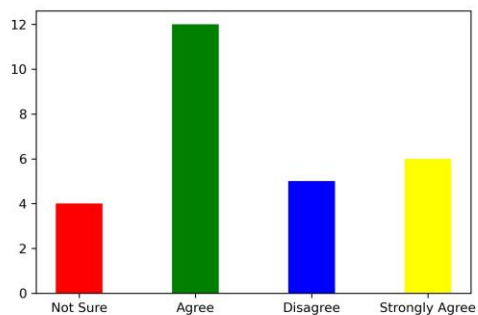
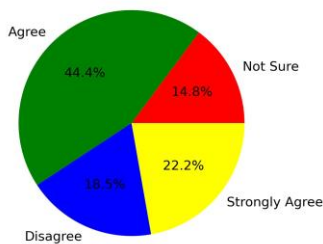
4. Availability and adequacy of modern tools in the laboratories?

Strongly Agree [4] =25.93% Agree [3] =51.85% Disagree [2] =11.11% Not sure [1] =11.11%



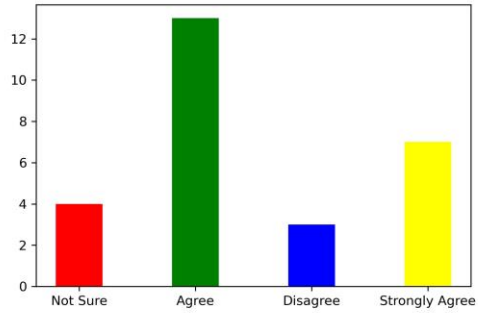
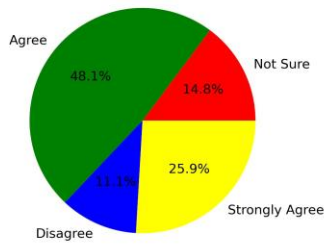
5. Are the experiments/practical prescribed in the subjects/courses helpful for your future?

Strongly Agree [4] =22.22% Agree [3] =44.44% Disagree [2] =18.52% Not sure [1] =14.81%



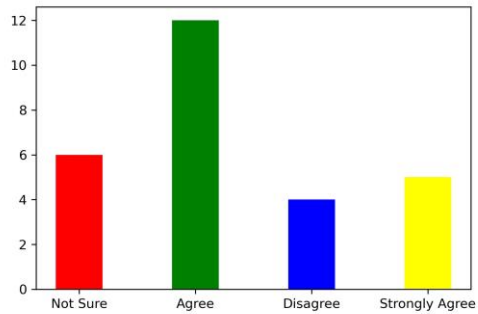
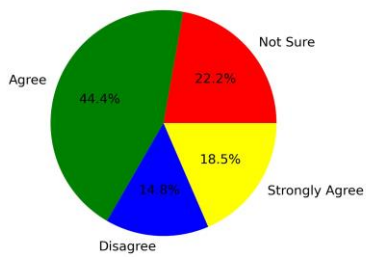
6. How is the mentorship and counselling process in the department?

Strongly Agree [4] =25.93% Agree [3] =48.15% Disagree [2] =11.11% Not sure [1] =14.81%



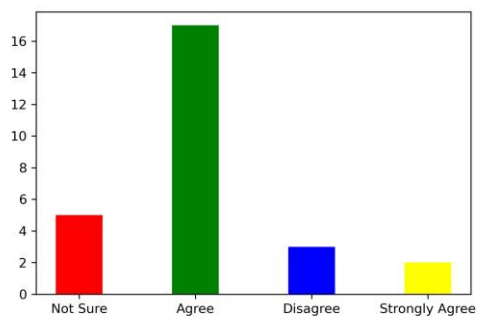
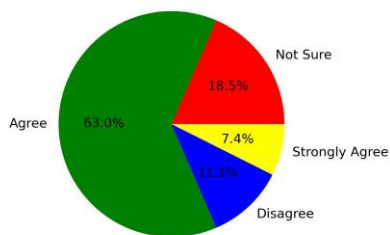
7. How is the overall learning environment?

Strongly Agree [4] =18.52% Agree [3] =44.44% Disagree [2] =14.81% Not sure [1] =22.22%



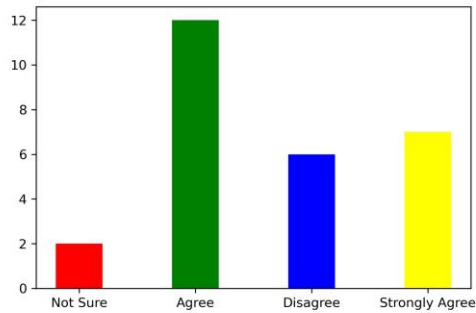
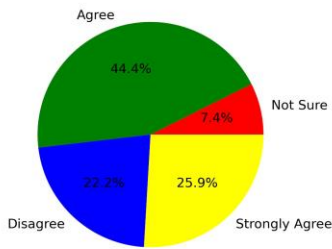
8. Did you improve your communication skill?

Strongly Agree [4] =7.41% Agree [3] =62.96% Disagree [2] =11.11% Not sure [1] =18.52%



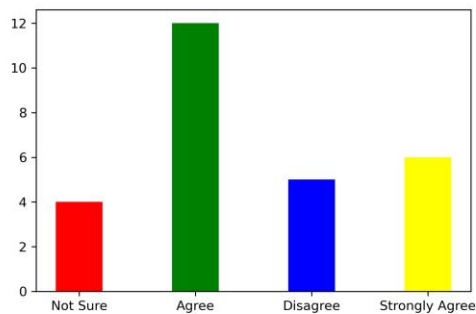
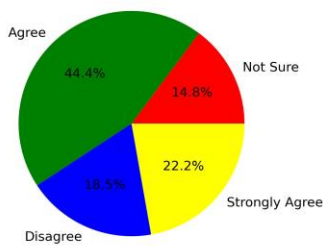
9. Are the teachers able to demonstrate the required knowledge and skills?

Strongly Agree [4] =25.93% Agree [3] =44.44% Disagree [2] =22.22% Not sure [1] =7.41%



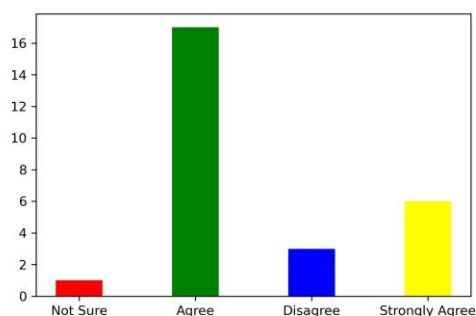
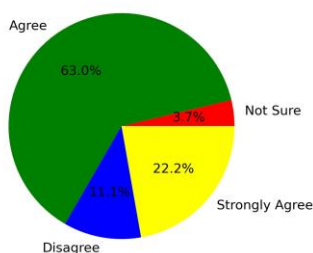
10. Is the pedagogy used by the teachers effective and interesting?

Strongly Agree [4] =22.22% Agree [3] =44.44% Disagree [2] =18.52% Not sure [1] =14.81%



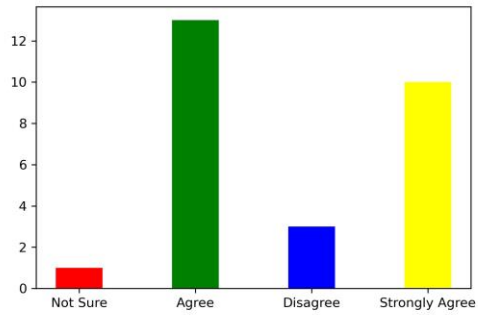
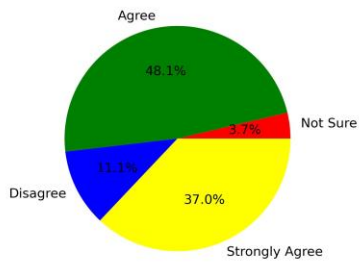
11. Are the opportunities provided for cocurricular and extracurricular activities?

Strongly Agree [4] =22.22% Agree [3] =62.96% Disagree [2] =11.11% Not sure [1] =3.7%



12. Are events (workshop/seminar/webinar etc.) conducted for the holistic development of the students and to bridge industryacademia gap?

Strongly Agree [4] =37.04% Agree [3] =48.15% Disagree [2] =11.11% Not sure [1] =3.7%



Summary

Strongly Agree: 22.22%

Agree: 50.62%

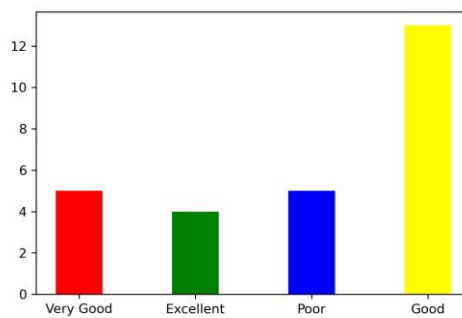
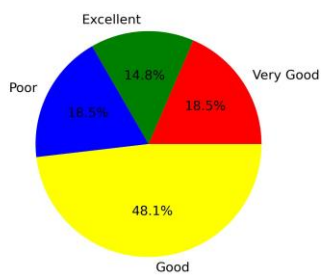
Disagree: 14.2%

Not Sure: 12.96%

Feedback on Facilities

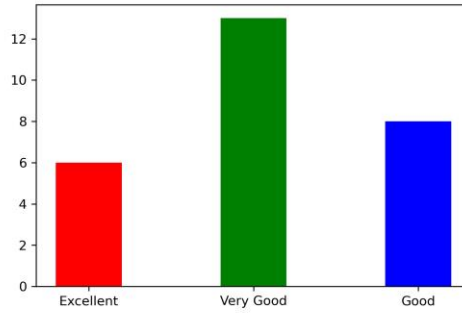
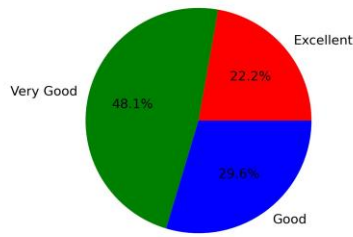
1. Laboratory facility

Excellent [4] =14.81% Very Good [3] =18.52% Good [2] =48.15% Poor [1] =18.52%



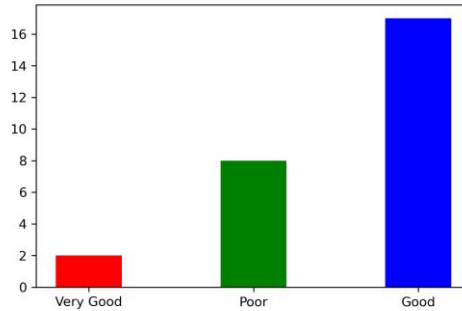
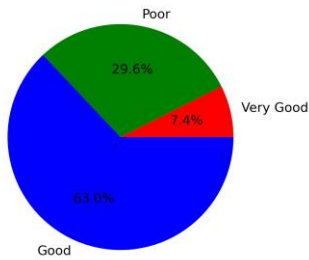
2. Library facility

Excellent [4] =22.22% Very Good [3] =48.15% Good [2] =29.63% Poor [1] =0



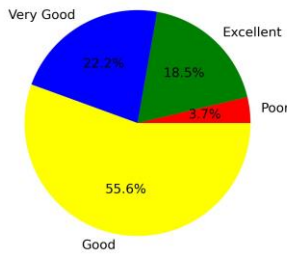
3.Hostel facility (if applicable)

Excellent [4] =0 Very Good [3] =7.41% Good [2] =62.96% Poor [1] =29.63%



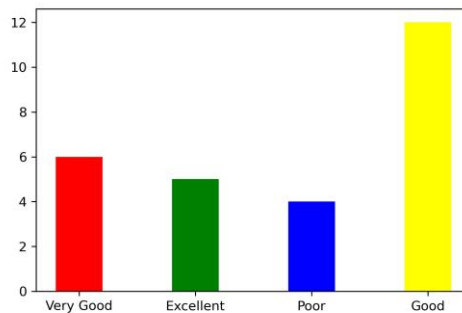
4.Sports facility

Excellent [4] =18.52% Very Good [3] =22.22% Good [2] =55.56% Poor [1] =3.7%



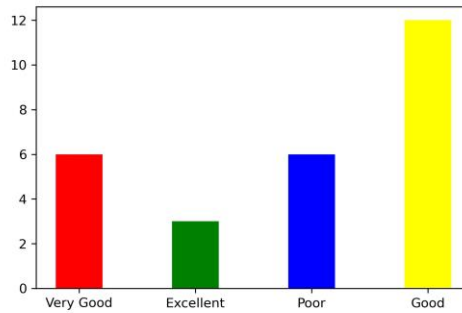
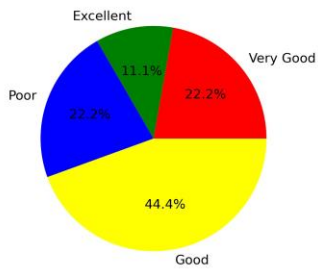
5. Water facility

Excellent [4] =18.52% Very Good [3] =22.22% Good [2] =44.44% Poor [1] =14.81%



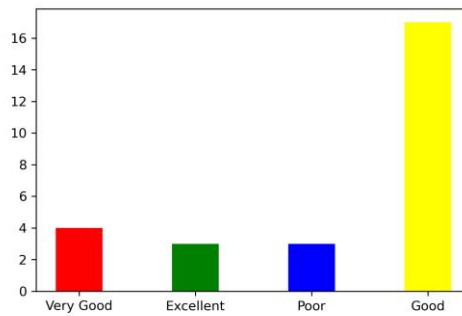
6.Cleanliness and Hygiene

Excellent [4] =11.11% Very Good [3] =22.22% Good [2] =44.44% Poor [1] =22.22%



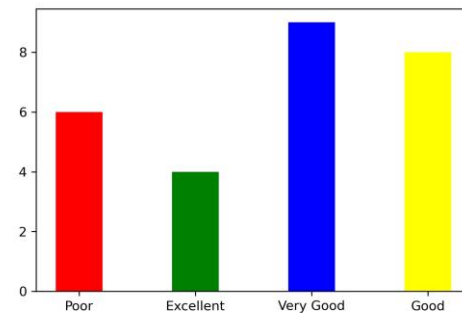
7. Canteen facility

Excellent [4] =11.11% Very Good [3] =14.81% Good [2] =62.96% Poor [1] =11.11%



8. Internet facility

Excellent [4] =14.81% Very Good [3] =33.33% Good [2] =29.63% Poor [1] =22.22%



Summary

Excellent: 13.89%
 Very Good: 23.61%
 Good: 47.22%
 Poor: 15.28%

This is a computer generated statement and does not require a signature.