



Semester End Feedback

Academic Year: 2023-24

MECHANICAL ENGINEERING

(Fourth Year)

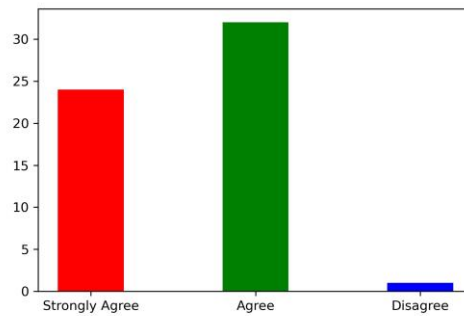
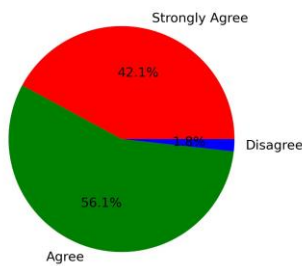
Odd Semester

Feedback on Academics

Total No. of Students participated in the survey: 57

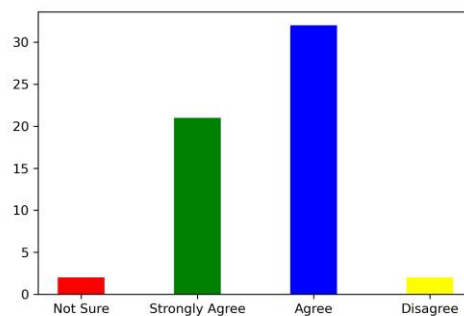
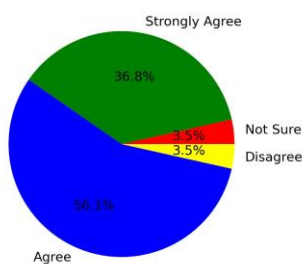
1. Did you acquire any new technical or scientific knowledge?

Strongly Agree [4] =42.11% Agree [3] =56.14% Disagree [2] =1.75% Not sure [1] =0



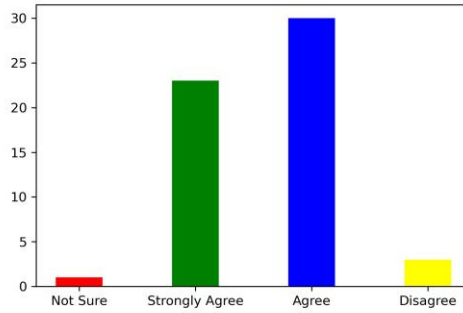
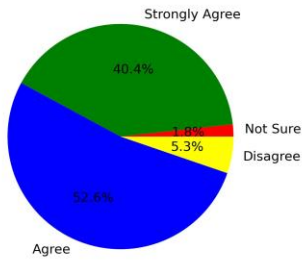
2. Are you able to apply the knowledge and skills you gained in real life problem solving?

Strongly Agree [4] =36.84% Agree [3] =56.14% Disagree [2] =3.51% Not sure [1] =3.51%



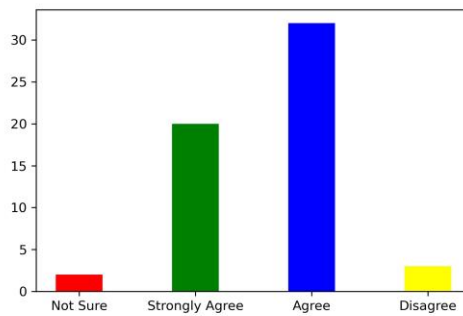
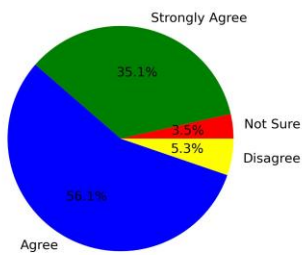
3. Are the subjects you studied relevant to the current industry need?

Strongly Agree [4] =40.35% Agree [3] =52.63% Disagree [2] =5.26% Not sure [1] =1.75%



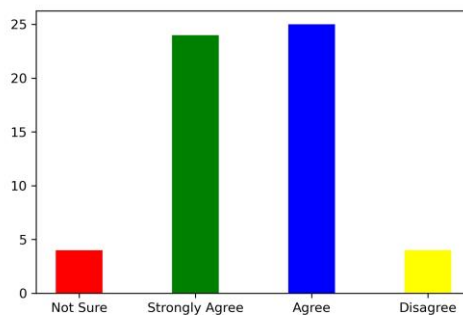
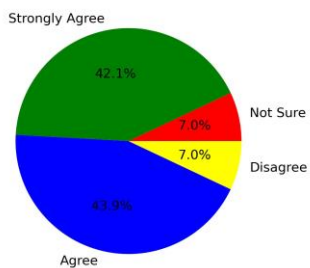
4. Availability and adequacy of modern tools in the laboratories?

Strongly Agree [4] =35.09% Agree [3] =56.14% Disagree [2] =5.26% Not sure [1] =3.51%



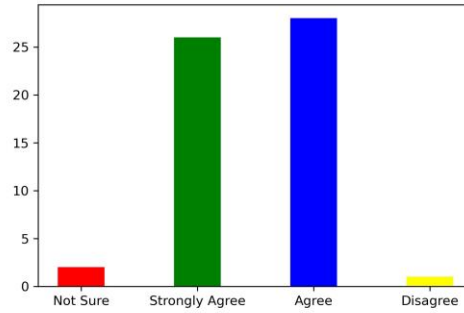
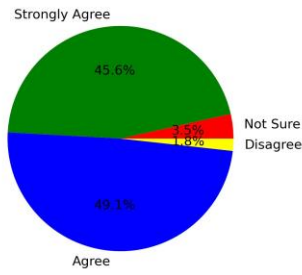
5. Are the experiments/practical prescribed in the subjects/courses helpful for your future?

Strongly Agree [4] =42.11% Agree [3] =43.86% Disagree [2] =7.02% Not sure [1] =7.02%



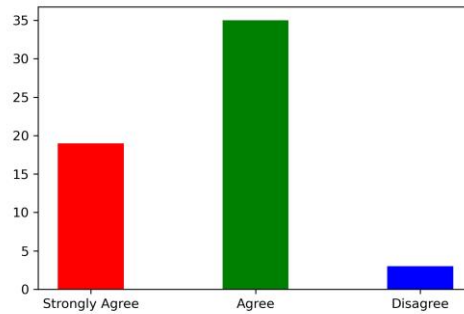
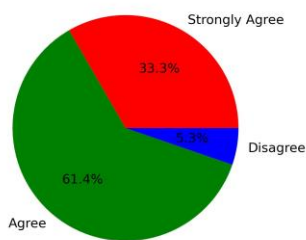
6. How is the mentorship and counselling process in the department?

Strongly Agree [4] =45.61% Agree [3] =49.12% Disagree [2] =1.75% Not sure [1] =3.51%



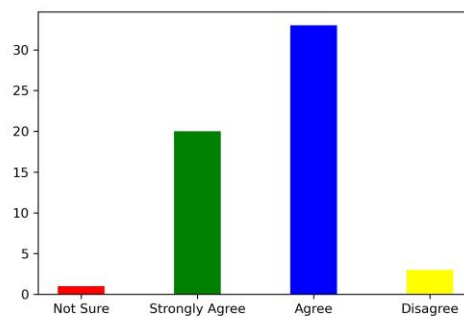
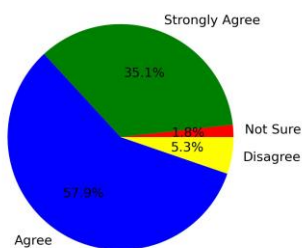
7. How is the overall learning environment?

Strongly Agree [4] =33.33% Agree [3] =61.4% Disagree [2] =5.26% Not sure [1] =0



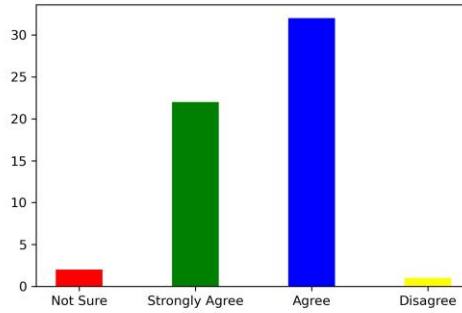
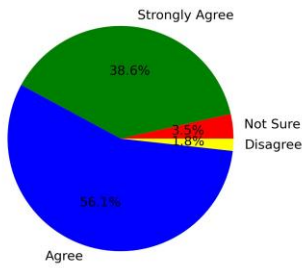
8. Did you improve your communication skill?

Strongly Agree [4] =35.09% Agree [3] =57.89% Disagree [2] =5.26% Not sure [1] =1.75%



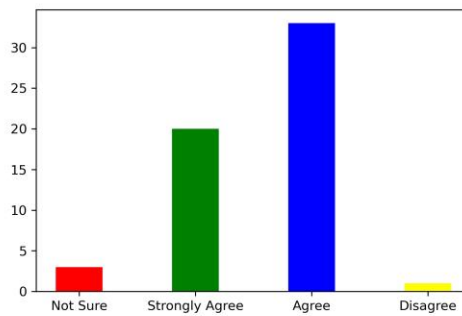
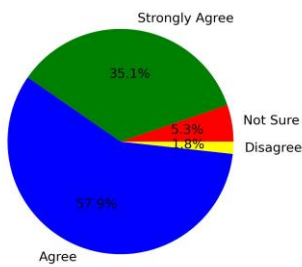
9. Are the teachers able to demonstrate the required knowledge and skills? Strongly Agree [4]

=38.6% Agree [3] =56.14% Disagree [2] =1.75% Not sure [1] =3.51%



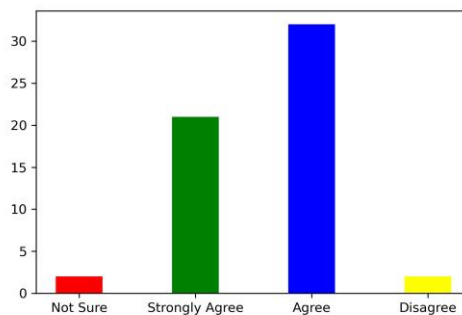
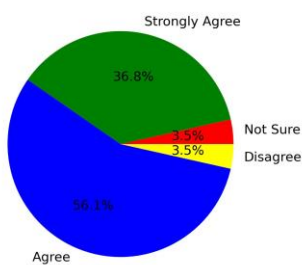
10. Is the pedagogy used by the teachers effective and interesting?

Strongly Agree [4] =35.09% Agree [3] =57.89% Disagree [2] =1.75% Not sure [1] =5.26%



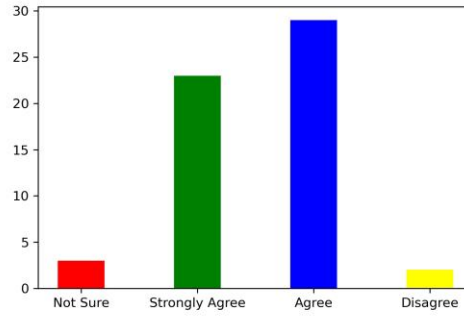
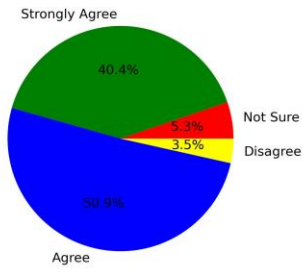
11. Are the opportunities provided for cocurricular and extracurricular activities?

Strongly Agree [4] =36.84% Agree [3] =56.14% Disagree [2] =3.51% Not sure [1] =3.51%



12. Are events (workshop/seminar/webinar etc.) conducted for the holistic development of the students and to bridge industryacademia gap?

Strongly Agree [4] =40.35% Agree [3] =50.88% Disagree [2] =3.51% Not sure [1] =5.26%



Summary

Strongly Agree: 38.45%

Agree: 54.53%

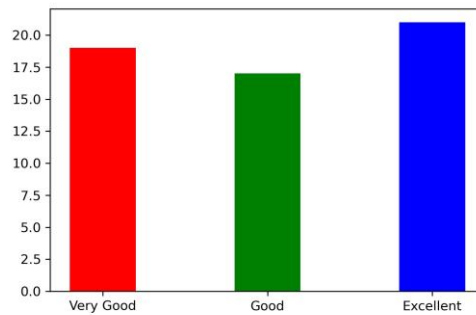
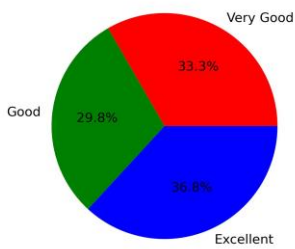
Disagree: 3.8%

Not Sure: 3.22%

Feedback on Facilities

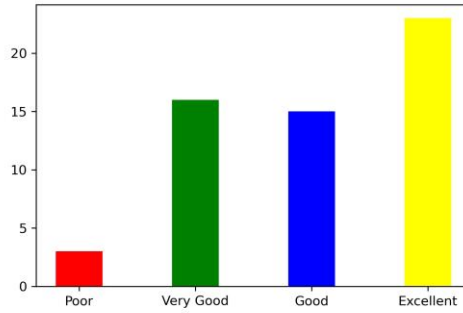
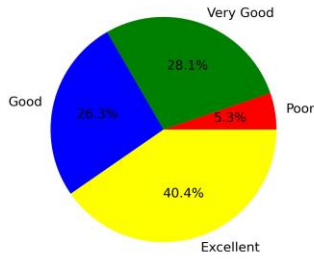
1. Laboratory facility

Excellent [4] =36.84% Very Good [3] =33.33% Good [2] =29.82% Poor [1] =0



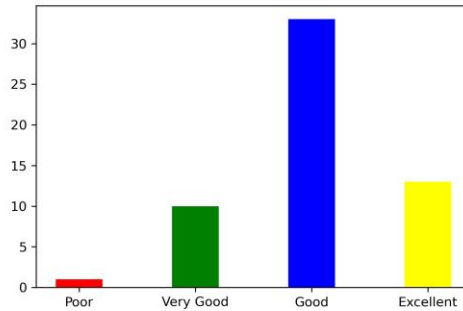
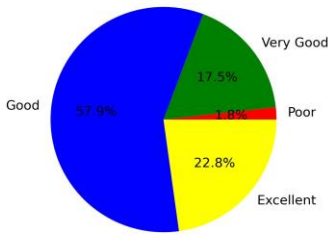
2. Library facility

Excellent [4] =40.35% Very Good [3] =28.07% Good [2] =26.32% Poor [1] =5.26%



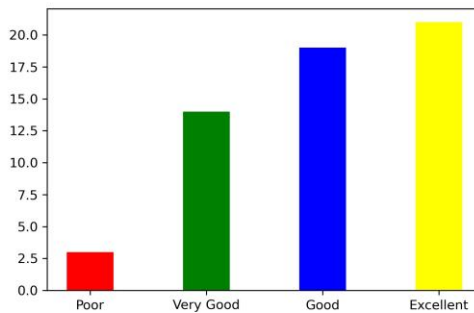
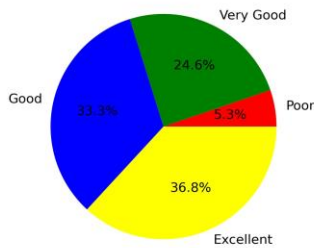
3. Hostel facility (if applicable)

Excellent [4] =22.81% Very Good [3] =17.54% Good [2] =57.89% Poor [1] =1.75%



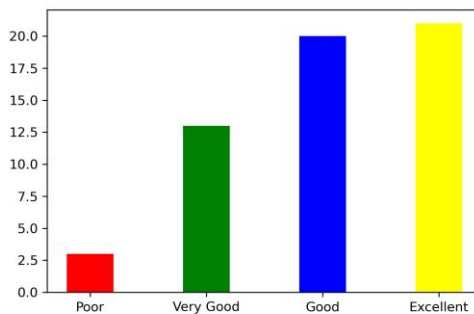
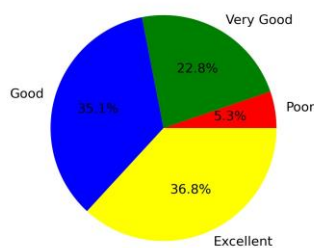
4. Sports facility

Excellent [4] =36.84% Very Good [3] =24.56% Good [2] =33.33% Poor [1] =5.26%



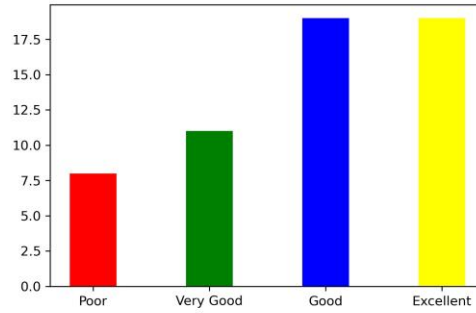
5. Water facility

Excellent [4] =36.84% Very Good [3] =22.81% Good [2] =35.09% Poor [1] =5.26%



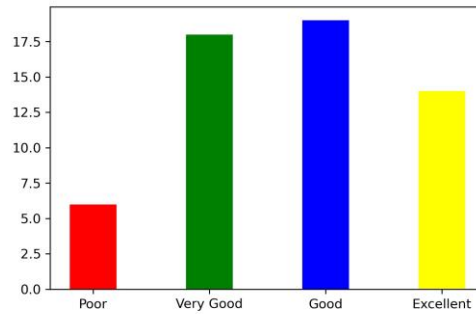
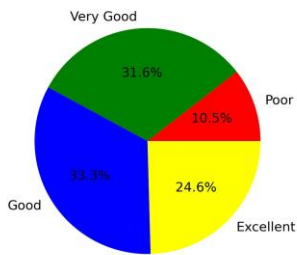
6. Cleanliness and Hygiene

Excellent [4] =33.33% Very Good [3] =19.3% Good [2] =33.33% Poor [1] =14.04%



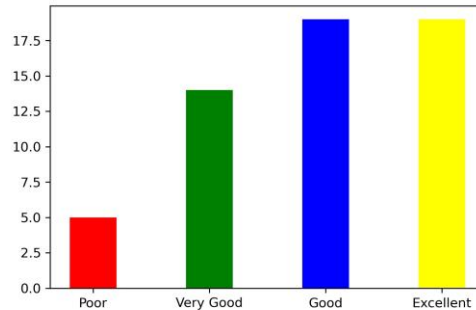
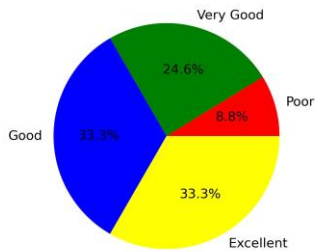
7. Canteen facility

Excellent [4] =24.56% Very Good [3] =31.58% Good [2] =33.33% Poor [1] =10.53%



8. Internet facility

Excellent [4] =33.33% Very Good [3] =24.56% Good [2] =33.33% Poor [1] =8.77%



Summary

Excellent: 33.11%
 Very Good: 25.22%
 Good: 35.31%
 Poor: 6.36%

This is a computer generated statement and does not require a signature.