



Semester End Feedback

Academic Year: 2023-24

MECHANICAL ENGINEERING

(First Year)

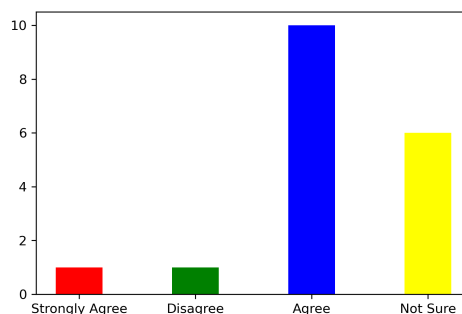
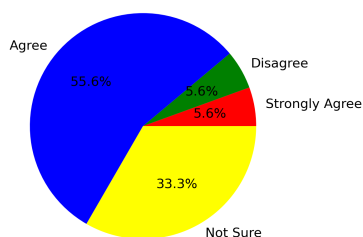
Odd Semester

Feedback on Academics

Total No. of Students participated in the survey: 18

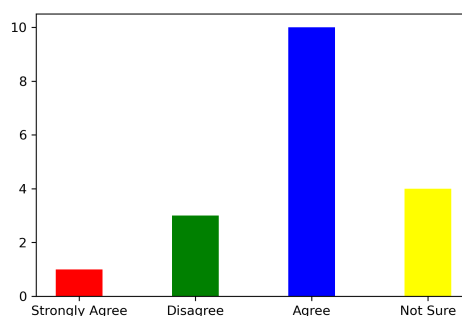
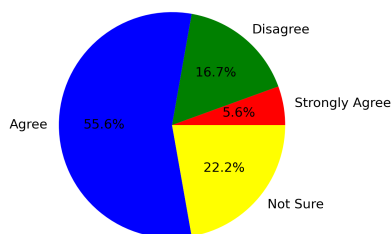
1. Did you acquire any new technical or scientific knowledge?

Strongly Agree [4] =5.56% Agree [3] =55.56% Disagree [2] =5.56% Not sure [1] =33.33%



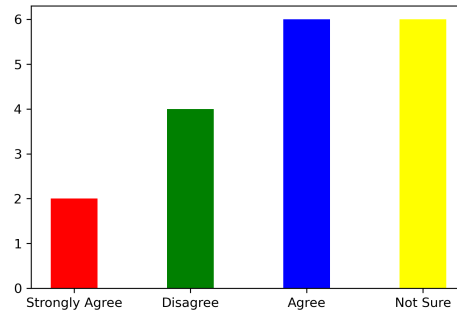
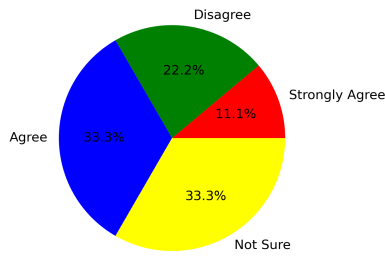
2. Are you able to apply the knowledge and skills you gained in real life problem solving?

Strongly Agree [4] =5.56% Agree [3] =55.56% Disagree [2] =16.67% Not sure [1] =22.22%



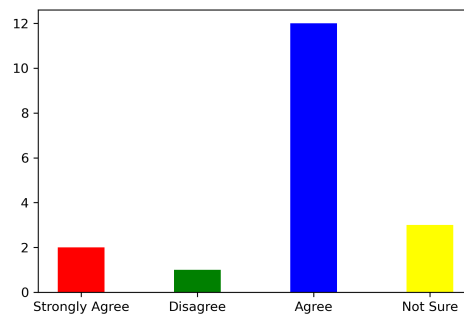
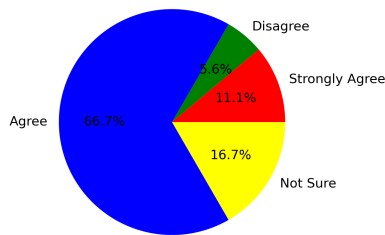
3. Are the subjects you studied relevant to the current industry need?

Strongly Agree [4] =11.11% Agree [3] =33.33% Disagree [2] =22.22% Not sure [1] =33.33%



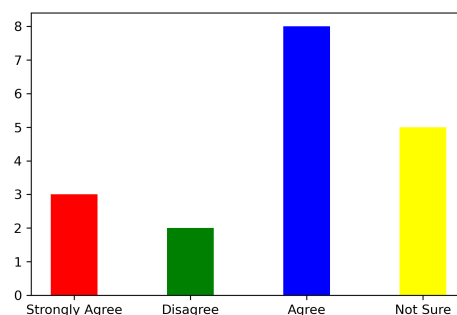
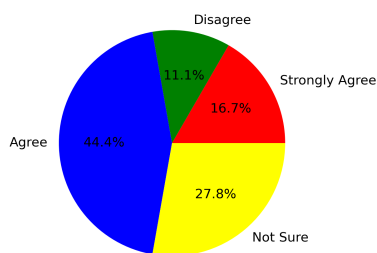
4. Availability and adequacy of modern tools in the laboratories?

Strongly Agree [4] =11.11% Agree [3] =66.67% Disagree [2] =5.56% Not sure [1] =16.67%



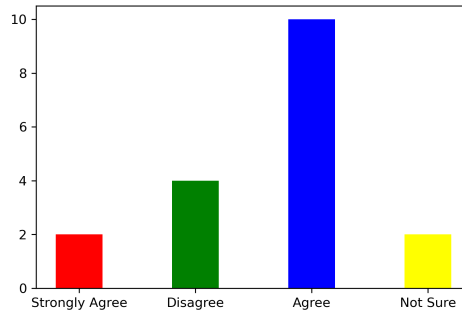
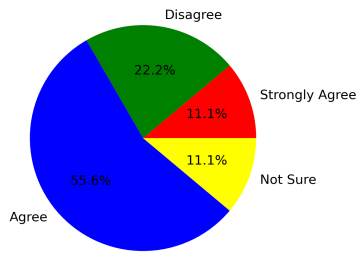
5. Are the experiments/practical prescribed in the subjects/courses helpful for your future?

Strongly Agree [4] =16.67% Agree [3] =44.44% Disagree [2] =11.11% Not sure [1] =27.78%



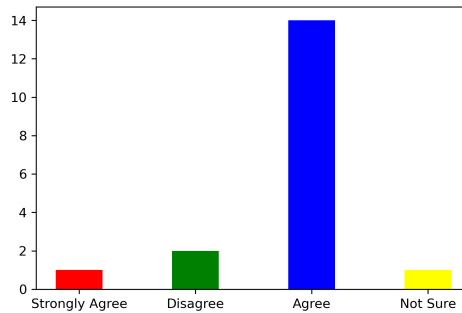
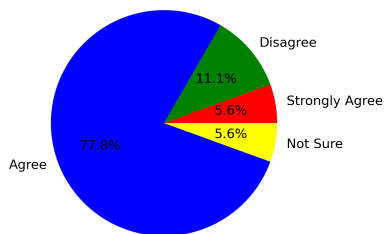
6. How is the mentorship and counselling process in the department?

Strongly Agree [4] =11.11% Agree [3] =55.56% Disagree [2] =22.22% Not sure [1] =11.11%



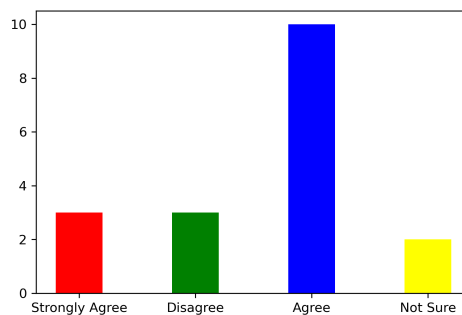
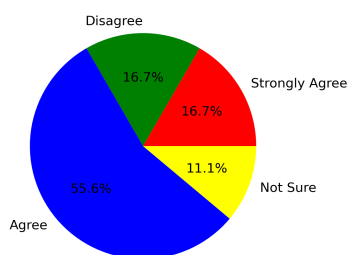
7. How is the overall learning environment?

Strongly Agree [4] =5.56% Agree [3] =77.78% Disagree [2] =11.11% Not sure [1] =5.56%



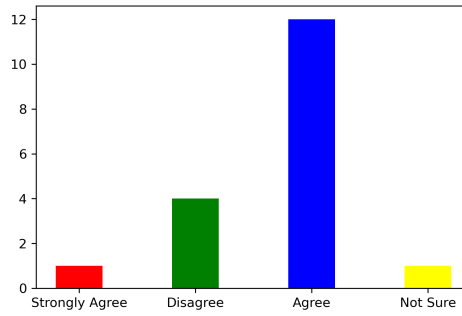
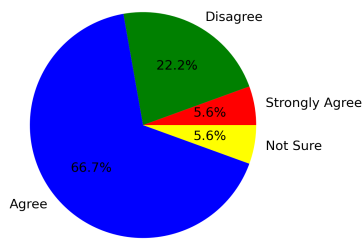
8. Did you improve your communication skill?

Strongly Agree [4] =16.67% Agree [3] =55.56% Disagree [2] =16.67% Not sure [1] =11.11%



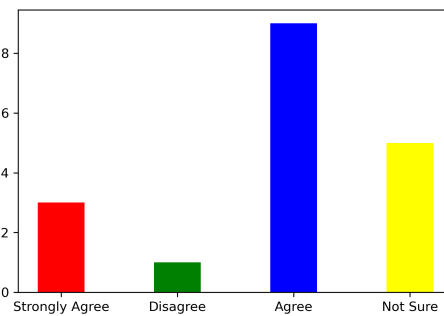
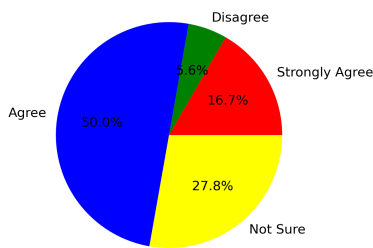
9. Are the teachers able to demonstrate the required knowledge and skills?

Strongly Agree [4] =5.56% Agree [3] =66.67% Disagree [2] =22.22% Not sure [1] =5.56%



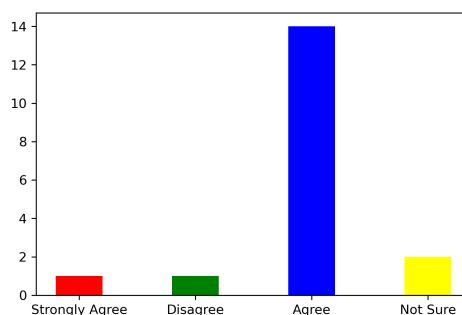
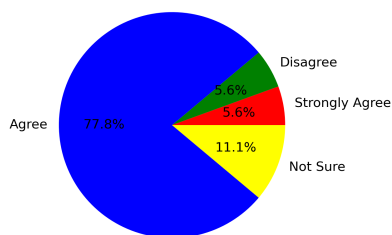
10. Is the pedagogy used by the teachers effective and interesting?

Strongly Agree [4] =16.67% Agree [3] =50.0% Disagree [2] =5.56% Not sure [1] =27.78%



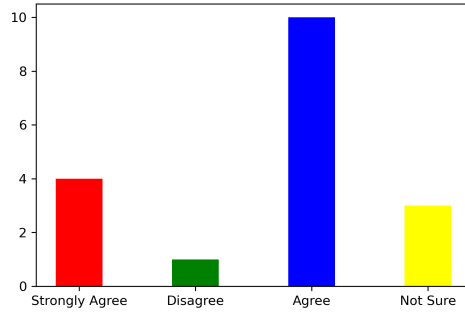
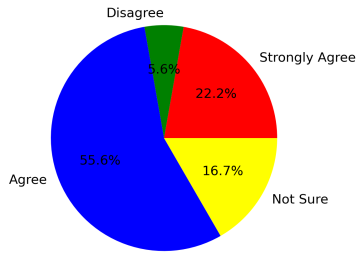
11. Are the opportunities provided for cocurricular and extracurricular activities?

Strongly Agree [4] =5.56% Agree [3] =77.78% Disagree [2] =5.56% Not sure [1] =11.11%



12. Are events (workshop/seminar/webinar etc.) conducted for the holistic development of the students and to bridge industry-academia gap?

Strongly Agree [4] =22.22% Agree [3] =55.56% Disagree [2] =5.56% Not sure [1] =16.67%



Summary

Strongly Agree: 11.11%

Agree: 57.87%

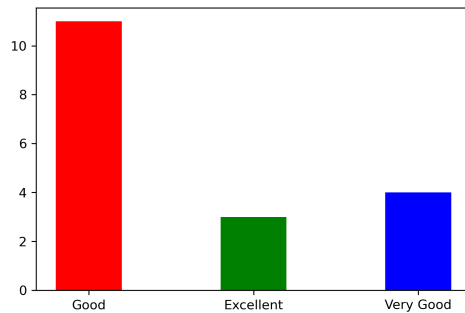
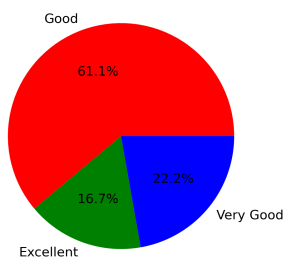
Disagree: 12.5%

Not Sure: 18.52%

Feedback on Facilities

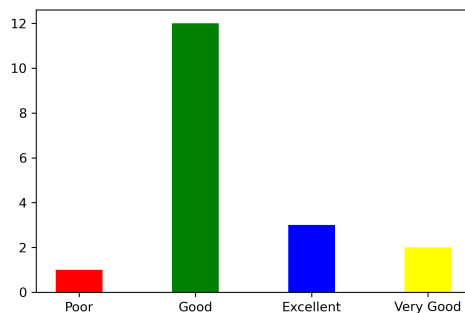
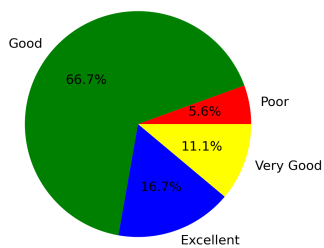
1. Laboratory facility

Excellent [4] =16.67% Very Good [3] =22.22% Good [2] =61.11% Poor [1] =0



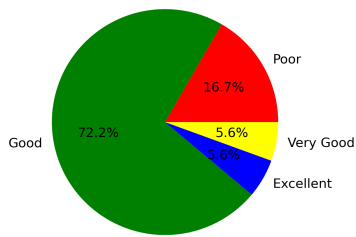
2. Library facility

Excellent [4] =16.67% Very Good [3] =11.11% Good [2] =66.67% Poor [1] =5.56%



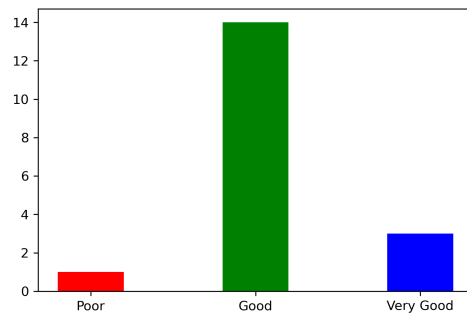
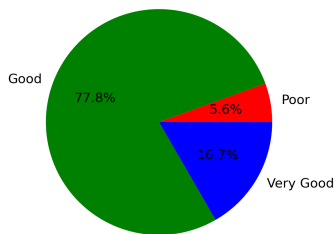
3. Hostel facility (if applicable)

Excellent [4] =5.56% Very Good [3] =5.56% Good [2] =72.22% Poor [1] =16.67%



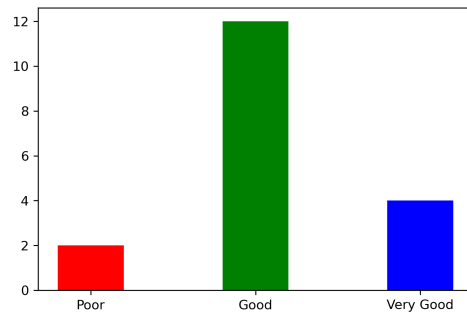
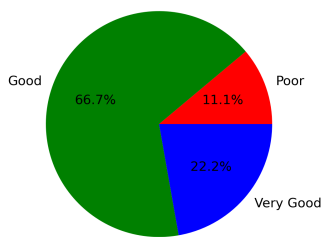
4. Sports facility

Excellent [4] =0 Very Good [3] =16.67% Good [2] =77.78% Poor [1] =5.56%



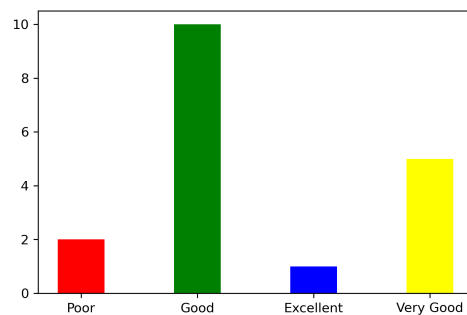
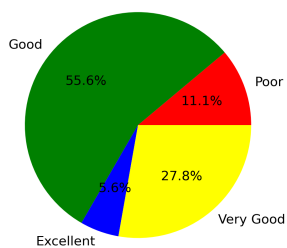
5. Water facility

Excellent [4] =0 Very Good [3] =22.22% Good [2] =66.67% Poor [1] =11.11%



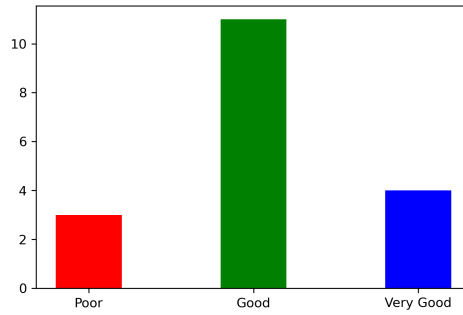
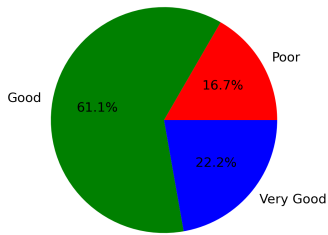
6. Cleanliness and Hygiene

Excellent [4] =5.56% Very Good [3] =27.78% Good [2] =55.56% Poor [1] =11.11%



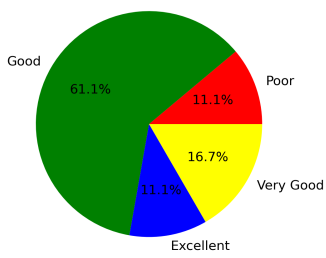
7. Canteen facility

Excellent [4] =0 Very Good [3] =22.22% Good [2] =61.11% Poor [1] =16.67%



8. Internet facility

Excellent [4] =11.11% Very Good [3] =16.67% Good [2] =61.11% Poor [1] =11.11%



Summary

Excellent: 6.94%
Very Good: 18.06%
Good: 65.28%
Poor: 9.72%

This is a computer generated statement and does not require a signature.