



Semester End Feedback

Academic Year: 2023-24

INFORMATION TECHNOLOGY

(First Year)

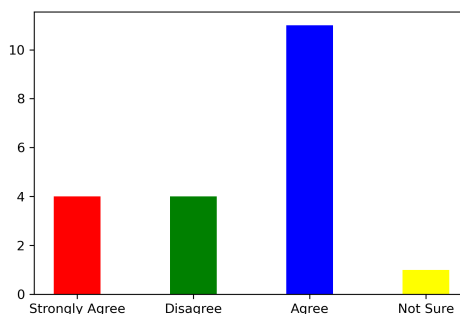
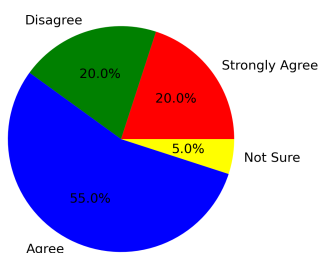
Odd Semester

Feedback on Academics

Total No. of Students participated in the survey: 20

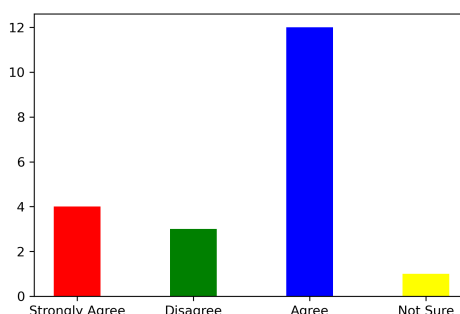
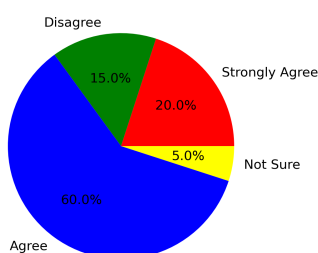
1. Did you acquire any new technical or scientific knowledge?

Strongly Agree [4] =20.0% Agree [3] =55.0% Disagree [2] =20.0% Not sure [1] =5.0%



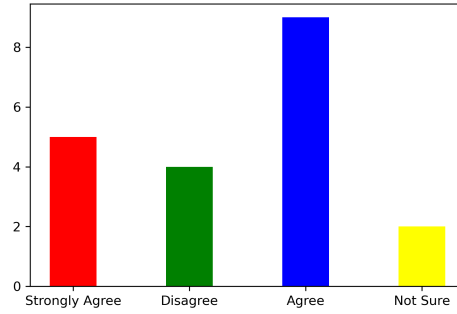
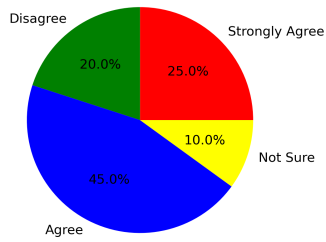
2. Are you able to apply the knowledge and skills you gained in real life problem solving?

Strongly Agree [4] =20.0% Agree [3] =60.0% Disagree [2] =15.0% Not sure [1] =5.0%



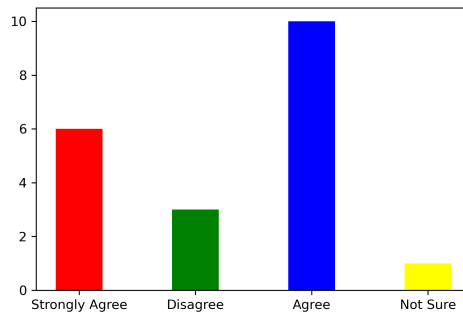
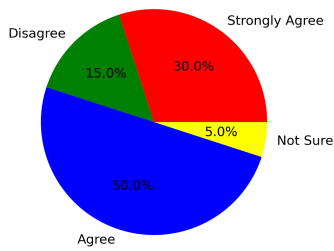
3. Are the subjects you studied relevant to the current industry need?

Strongly Agree [4] =25.0% Agree [3] =45.0% Disagree [2] =20.0% Not sure [1] =10.0%



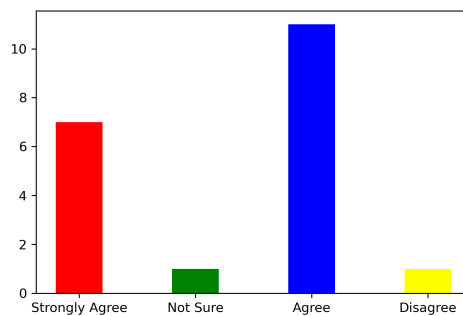
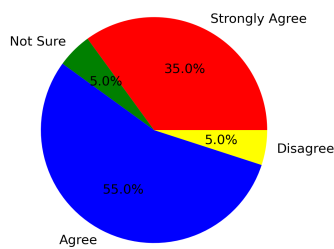
4. Availability and adequacy of modern tools in the laboratories?

Strongly Agree [4] =30.0% Agree [3] =50.0% Disagree [2] =15.0% Not sure [1] =5.0%



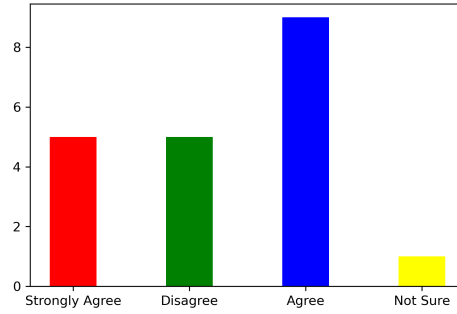
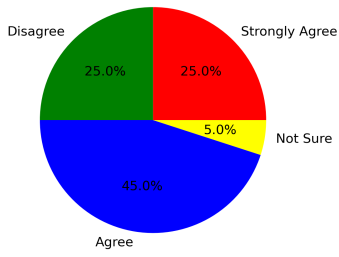
5. Are the experiments/practical prescribed in the subjects/courses helpful for your future?

Strongly Agree [4] =35.0% Agree [3] =55.0% Disagree [2] =5.0% Not sure [1] =5.0%



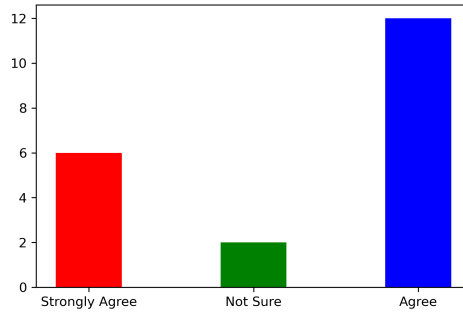
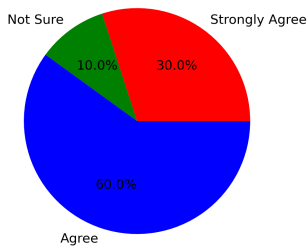
6. How is the mentorship and counselling process in the department?

Strongly Agree [4] =25.0% Agree [3] =45.0% Disagree [2] =25.0% Not sure [1] =5.0%



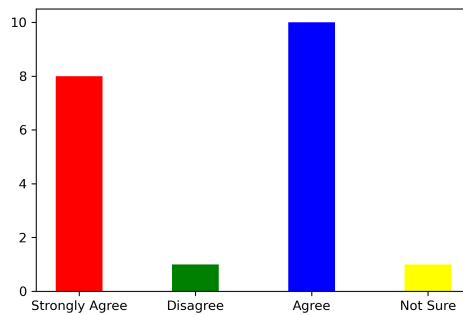
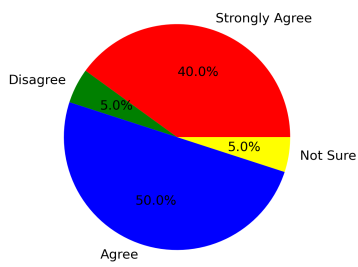
7. How is the overall learning environment?

Strongly Agree [4] =30.0% Agree [3] =60.0% Disagree [2] =0 Not sure [1] =10.0%



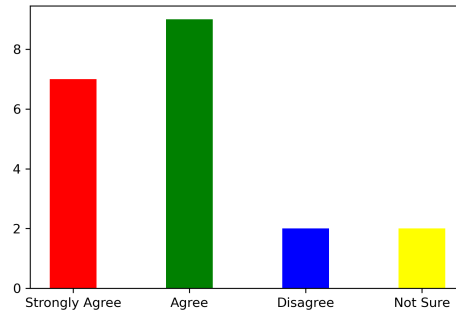
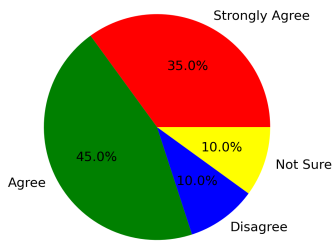
8. Did you improve your communication skill?

Strongly Agree [4] =40.0% Agree [3] =50.0% Disagree [2] =5.0% Not sure [1] =5.0%



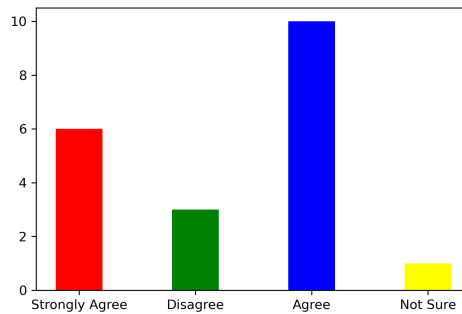
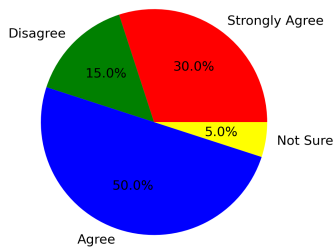
9. Are the teachers able to demonstrate the required knowledge and skills?

Strongly Agree [4] =35.0% Agree [3] =45.0% Disagree [2] =10.0% Not sure [1] =10.0%



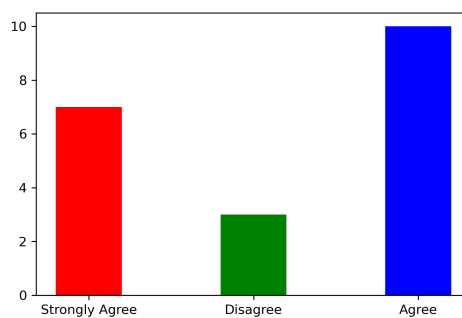
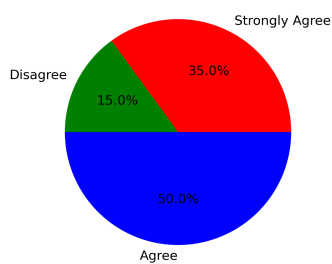
10. Is the pedagogy used by the teachers effective and interesting?

Strongly Agree [4] =30.0% Agree [3] =50.0% Disagree [2] =15.0% Not sure [1] =5.0%



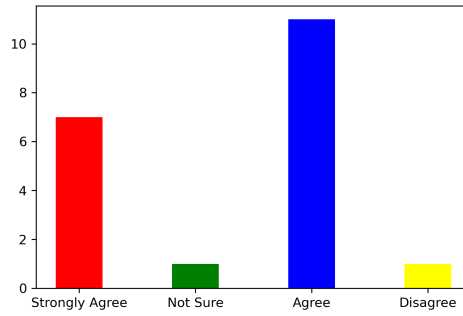
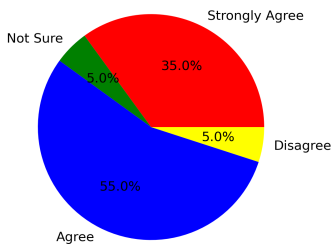
11. Are the opportunities provided for cocurricular and extracurricular activities?

Strongly Agree [4] =35.0% Agree [3] =50.0% Disagree [2] =15.0% Not sure [1] =0



12. Are events (workshop/seminar/webinar etc.) conducted for the holistic development of the students and to bridge industry-academia gap?

Strongly Agree [4] =35.0% Agree [3] =55.0% Disagree [2] =5.0% Not sure [1] =5.0%



Summary

Strongly Agree: 30.0%

Agree: 51.67%

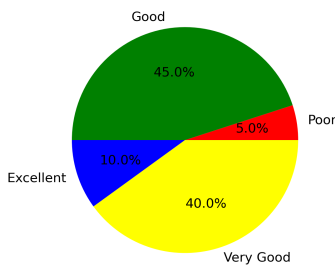
Disagree: 12.5%

Not Sure: 5.83%

Feedback on Facilities

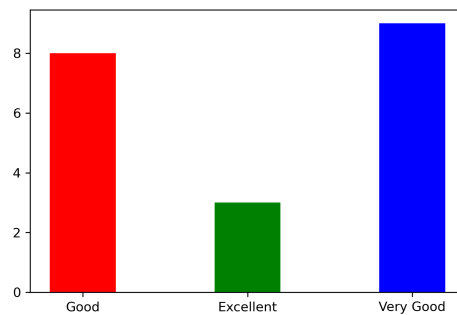
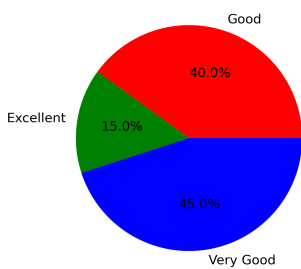
1. Laboratory facility

Excellent [4] =10.0% Very Good [3] =40.0% Good [2] =45.0% Poor [1] =5.0%



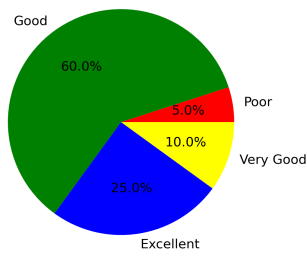
2. Library facility

Excellent [4] =15.0% Very Good [3] =45.0% Good [2] =40.0% Poor [1] =0



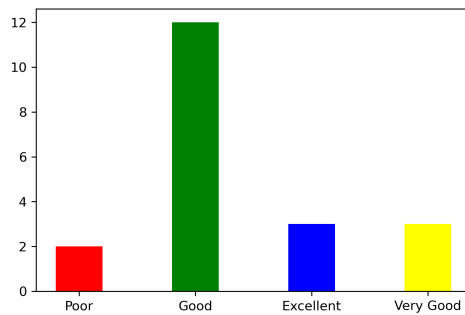
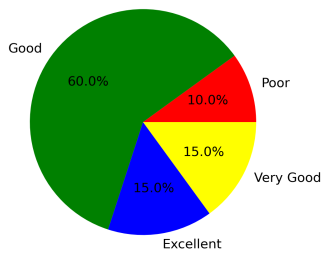
3. Hostel facility (if applicable)

Excellent [4] =25.0% Very Good [3] =10.0% Good [2] =60.0% Poor [1] =5.0%



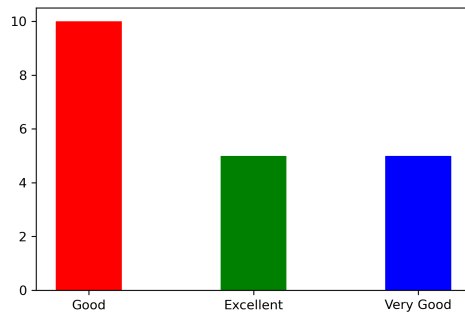
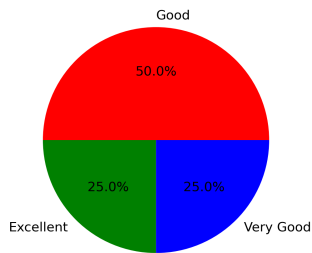
4. Sports facility

Excellent [4] =15.0% Very Good [3] =15.0% Good [2] =60.0% Poor [1] =10.0%



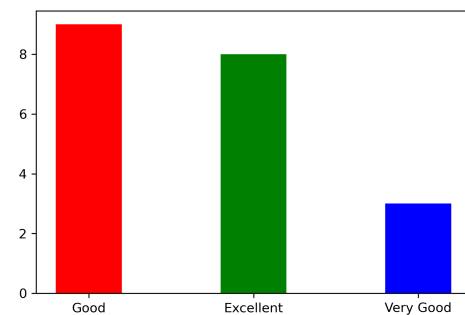
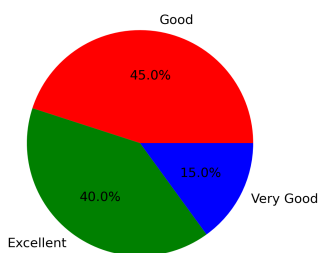
5. Water facility

Excellent [4] =25.0% Very Good [3] =25.0% Good [2] =50.0% Poor [1] =0



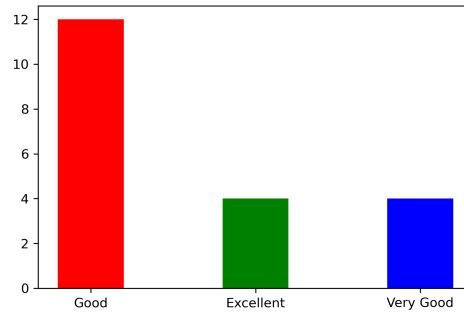
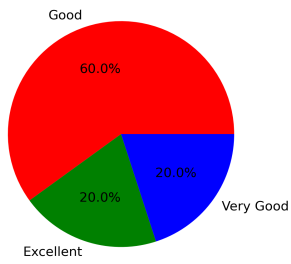
6. Cleanliness and Hygiene

Excellent [4] =40.0% Very Good [3] =15.0% Good [2] =45.0% Poor [1] =0



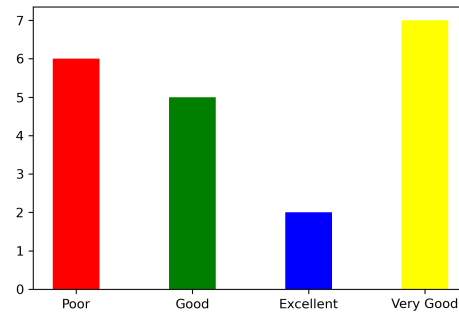
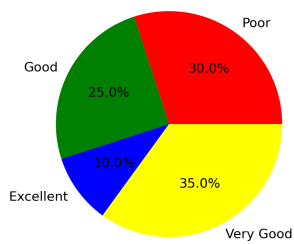
7. Canteen facility

Excellent [4] =20.0% Very Good [3] =20.0% Good [2] =60.0% Poor [1] =0



8. Internet facility

Excellent [4] =10.0% Very Good [3] =35.0% Good [2] =25.0% Poor [1] =30.0%



Summary

Excellent: 20.0%
Very Good: 25.62%
Good: 48.12%
Poor: 6.25%

This is a computer generated statement and does not require a signature.