



Semester End Feedback

Academic Year: 2023-24

ELECTRICAL ENGINEERING

(First Year)

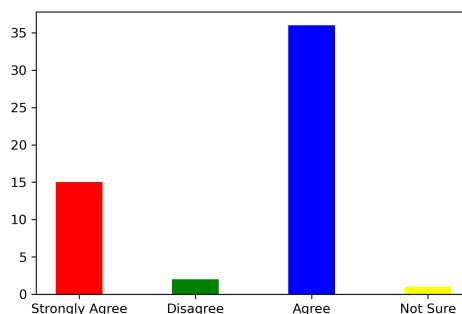
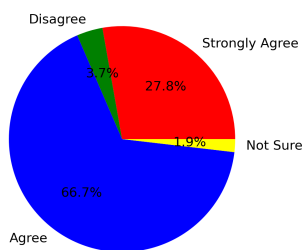
Odd Semester

Feedback on Academics

Total No. of Students participated in the survey: 54

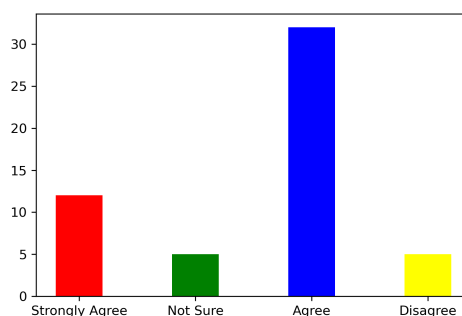
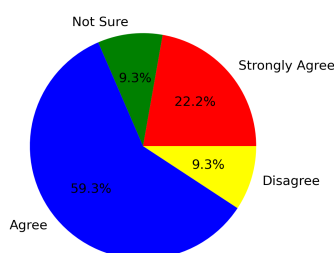
1. Did you acquire any new technical or scientific knowledge?

Strongly Agree [4] =27.78% Agree [3] =66.67% Disagree [2] =3.7% Not sure [1] =1.85%



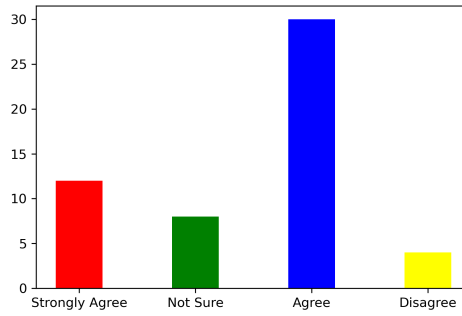
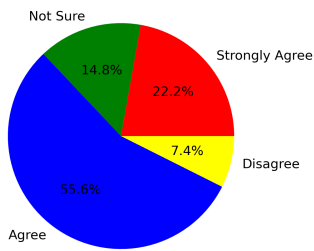
2. Are you able to apply the knowledge and skills you gained in real life problem solving?

Strongly Agree [4] =22.22% Agree [3] =59.26% Disagree [2] =9.26% Not sure [1] =9.26%



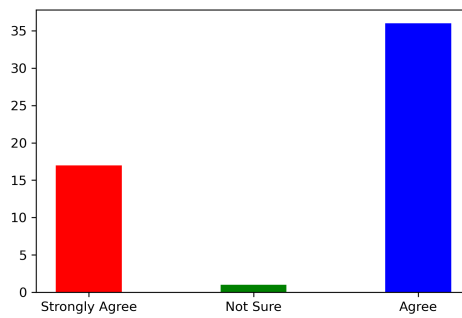
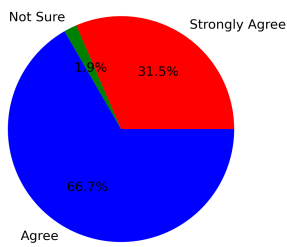
3. Are the subjects you studied relevant to the current industry need?

Strongly Agree [4] =22.22% Agree [3] =55.56% Disagree [2] =7.41% Not sure [1] =14.81%



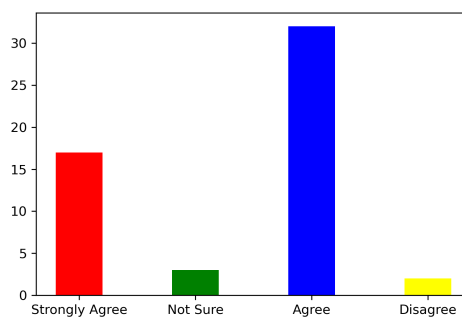
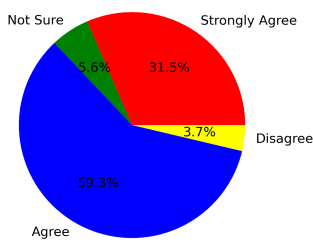
4. Availability and adequacy of modern tools in the laboratories?

Strongly Agree [4] =31.48% Agree [3] =66.67% Disagree [2] =0 Not sure [1] =1.85%



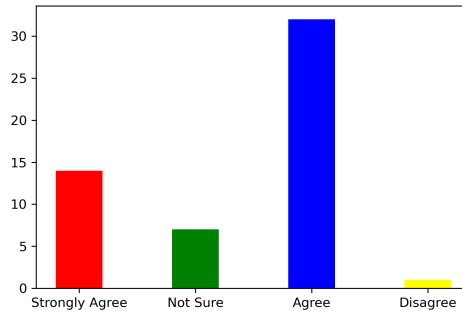
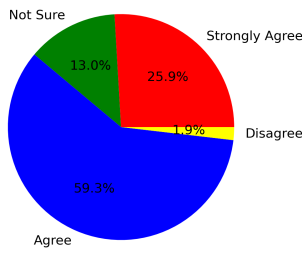
5. Are the experiments/practical prescribed in the subjects/courses helpful for your future?

Strongly Agree [4] =31.48% Agree [3] =59.26% Disagree [2] =3.7% Not sure [1] =5.56%



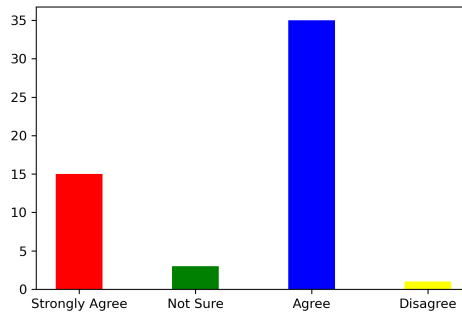
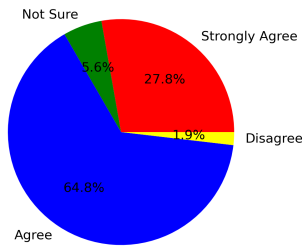
6. How is the mentorship and counselling process in the department?

Strongly Agree [4] =25.93% Agree [3] =59.26% Disagree [2] =1.85% Not sure [1] =12.96%



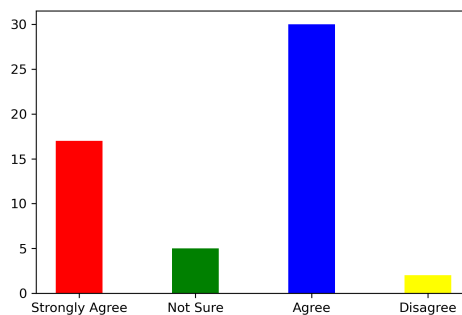
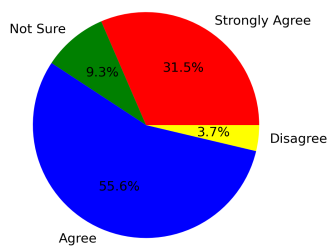
7. How is the overall learning environment?

Strongly Agree [4] =27.78% Agree [3] =64.81% Disagree [2] =1.85% Not sure [1] =5.56%



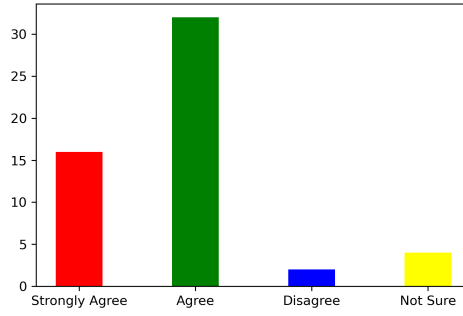
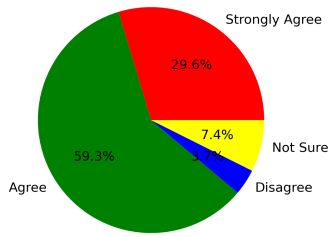
8. Did you improve your communication skill?

Strongly Agree [4] =31.48% Agree [3] =55.56% Disagree [2] =3.7% Not sure [1] =9.26%



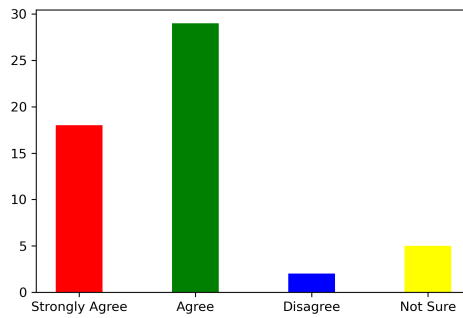
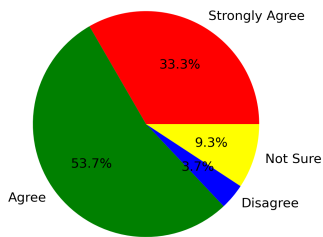
9. Are the teachers able to demonstrate the required knowledge and skills?

Strongly Agree [4] =29.63% Agree [3] =59.26% Disagree [2] =3.7% Not sure [1] =7.41%



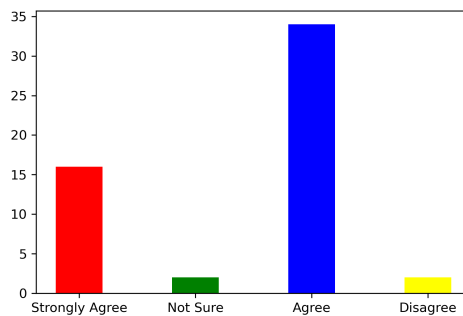
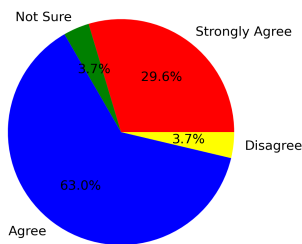
10. Is the pedagogy used by the teachers effective and interesting?

Strongly Agree [4] =33.33% Agree [3] =53.7% Disagree [2] =3.7% Not sure [1] =9.26%



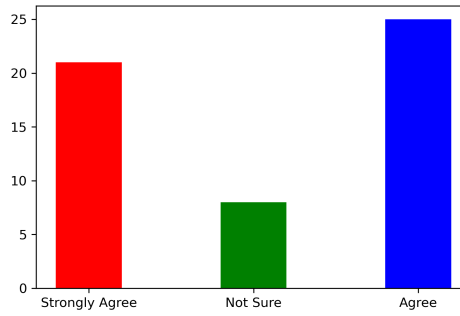
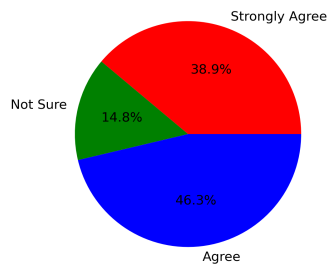
11. Are the opportunities provided for cocurricular and extracurricular activities?

Strongly Agree [4] =29.63% Agree [3] =62.96% Disagree [2] =3.7% Not sure [1] =3.7%



12. Are events (workshop/seminar/webinar etc.) conducted for the holistic development of the students and to bridge industry-academia gap?

Strongly Agree [4] =38.89% Agree [3] =46.3% Disagree [2] =0 Not sure [1] =14.81%



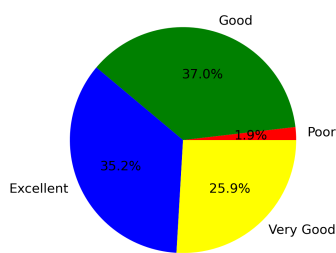
Summary

Strongly Agree: 29.32%
 Agree: 59.1%
 Disagree: 3.55%
 Not Sure: 8.02%

Feedback on Facilities

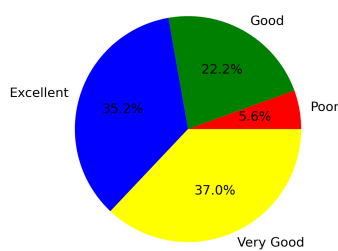
1. Laboratory facility

Excellent [4] =35.19% Very Good [3] =25.93% Good [2] =37.04% Poor [1] =1.85%



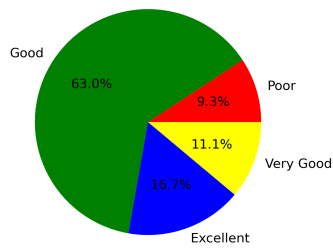
2. Library facility

Excellent [4] =35.19% Very Good [3] =37.04% Good [2] =22.22% Poor [1] =5.56%



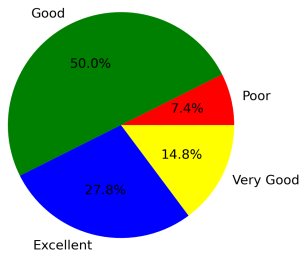
3. Hostel facility (if applicable)

Excellent [4] =16.67% Very Good [3] =11.11% Good [2] =62.96% Poor [1] =9.26%



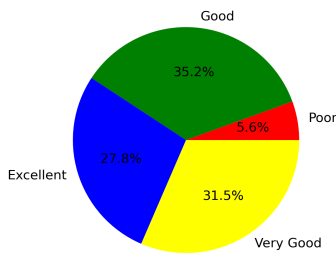
4. Sports facility

Excellent [4] =27.78% Very Good [3] =14.81% Good [2] =50.0% Poor [1] =7.41%



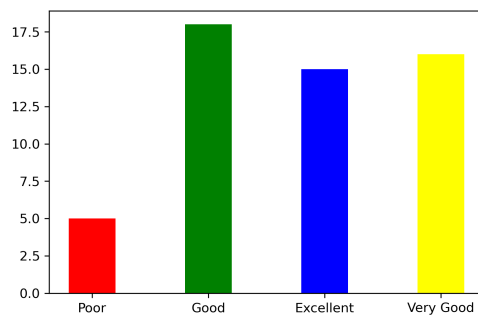
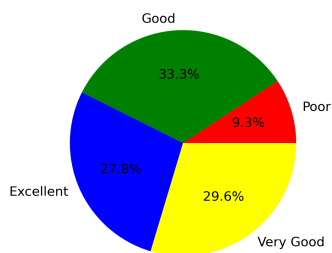
5. Water facility

Excellent [4] =27.78% Very Good [3] =31.48% Good [2] =35.19% Poor [1] =5.56%



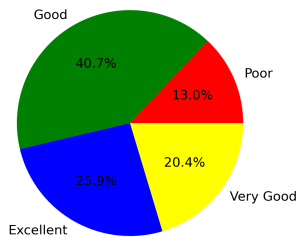
6. Cleanliness and Hygiene

Excellent [4] =27.78% Very Good [3] =29.63% Good [2] =33.33% Poor [1] =9.26%



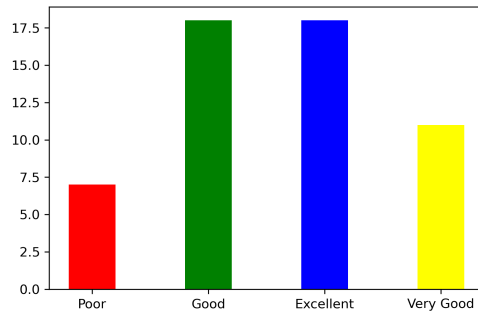
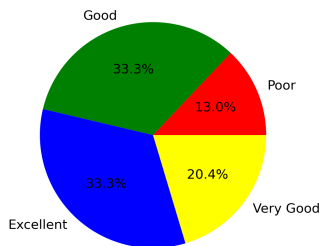
7. Canteen facility

Excellent [4] =25.93% Very Good [3] =20.37% Good [2] =40.74% Poor [1] =12.96%



8. Internet facility

Excellent [4] =33.33% Very Good [3] =20.37% Good [2] =33.33% Poor [1] =12.96%



Summary

Excellent: 28.7%
Very Good: 23.84%
Good: 39.35%
Poor: 8.1%

This is a computer generated statement and does not require a signature.