



## Semester End Feedback

Academic Year: 2023-24

### ELECTRONICS & COMMUNICATION ENGINEERING

(First Year)

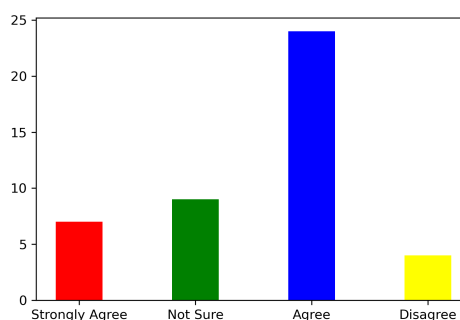
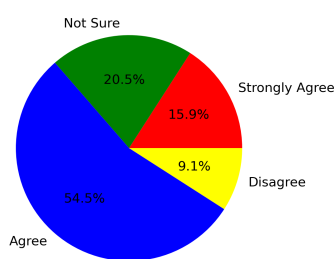
Odd Semester

### Feedback on Academics

Total No. of Students participated in the survey: 44

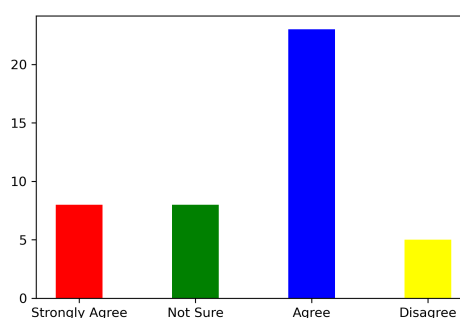
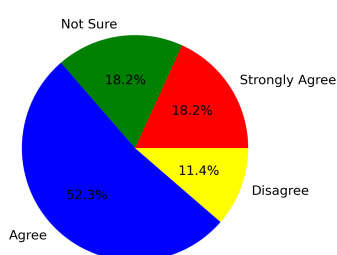
#### 1. Did you acquire any new technical or scientific knowledge?

Strongly Agree [4] =15.91% Agree [3] =54.55% Disagree [2] =9.09% Not sure [1] =20.45%



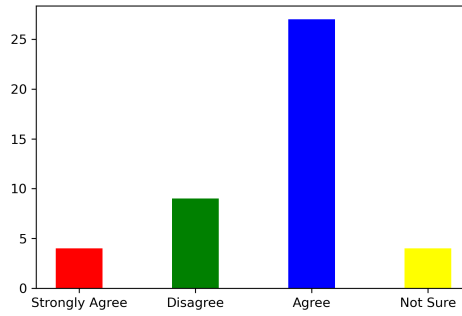
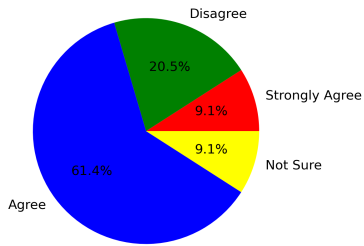
#### 2. Are you able to apply the knowledge and skills you gained in real life problem solving?

Strongly Agree [4] =18.18% Agree [3] =52.27% Disagree [2] =11.36% Not sure [1] =18.18%



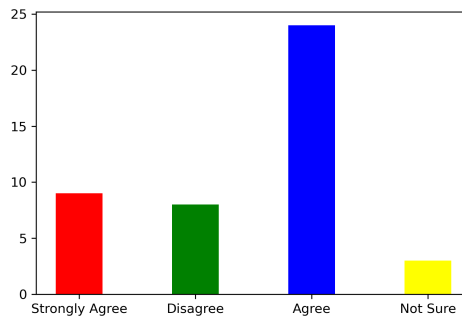
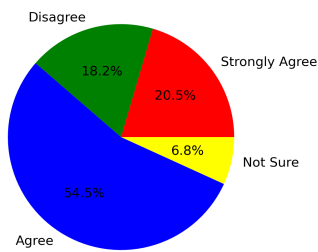
#### 3. Are the subjects you studied relevant to the current industry need?

Strongly Agree [4] =9.09% Agree [3] =61.36% Disagree [2] =20.45% Not sure [1] =9.09%



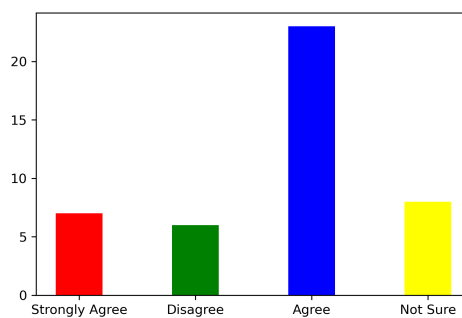
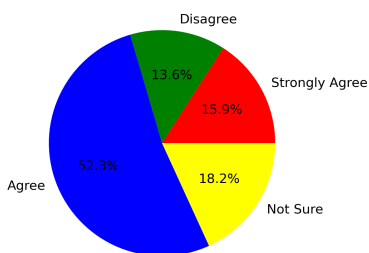
#### 4. Availability and adequacy of modern tools in the laboratories?

Strongly Agree [4] =20.45% Agree [3] =54.55% Disagree [2] =18.18% Not sure [1] =6.82%



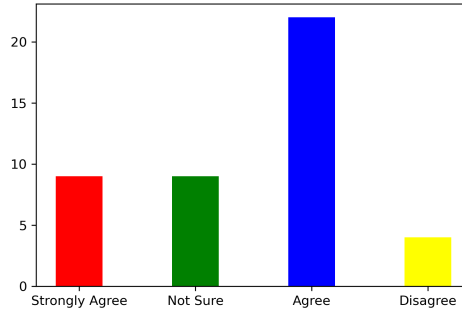
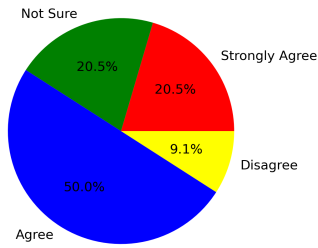
#### 5. Are the experiments/practical prescribed in the subjects/courses helpful for your future?

Strongly Agree [4] =15.91% Agree [3] =52.27% Disagree [2] =13.64% Not sure [1] =18.18%



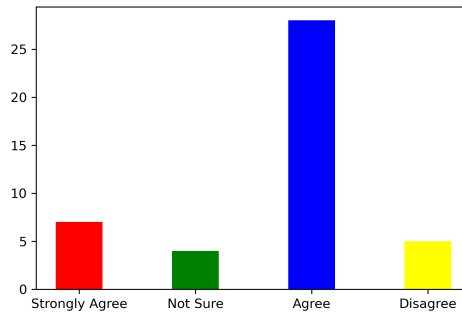
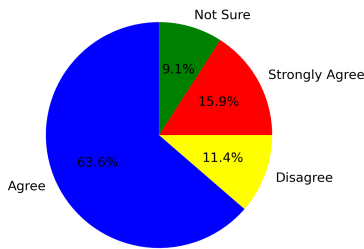
#### 6. How is the mentorship and counselling process in the department?

Strongly Agree [4] =20.45% Agree [3] =50.0% Disagree [2] =9.09% Not sure [1] =20.45%



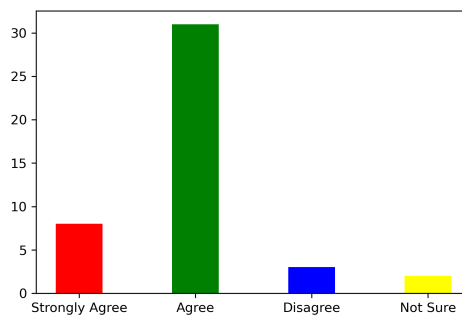
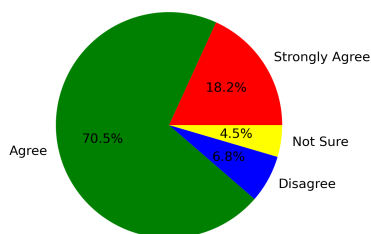
### 7. How is the overall learning environment?

Strongly Agree [4] =15.91% Agree [3] =63.64% Disagree [2] =11.36% Not sure [1] =9.09%



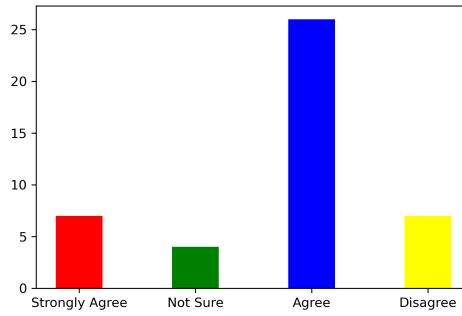
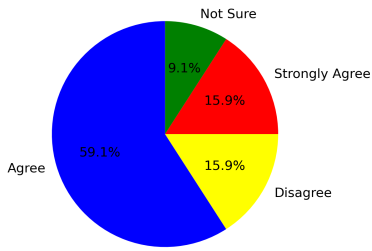
### 8. Did you improve your communication skill?

Strongly Agree [4] =18.18% Agree [3] =70.45% Disagree [2] =6.82% Not sure [1] =4.55%



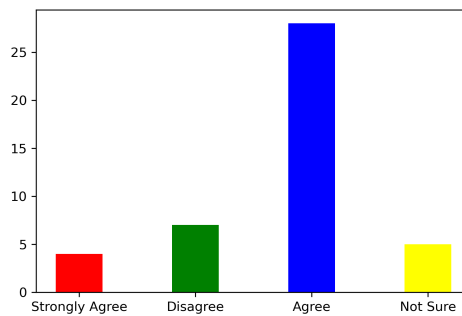
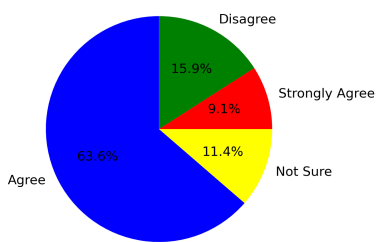
### 9. Are the teachers able to demonstrate the required knowledge and skills?

Strongly Agree [4] =15.91% Agree [3] =59.09% Disagree [2] =15.91% Not sure [1] =9.09%



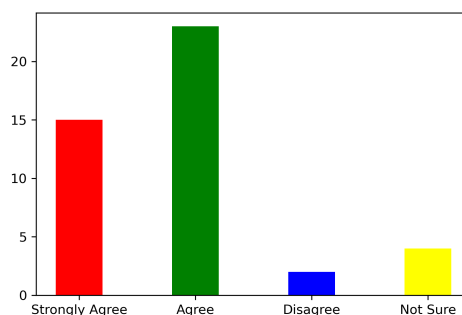
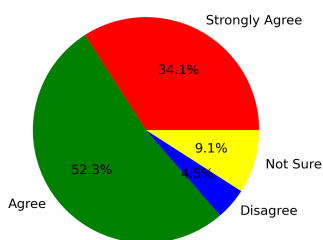
**10. Is the pedagogy used by the teachers effective and interesting?**

Strongly Agree [4] =9.09% Agree [3] =63.64% Disagree [2] =15.91% Not sure [1] =11.36%



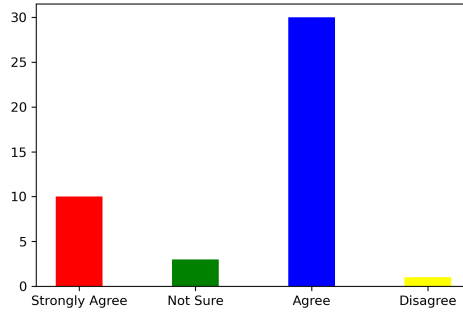
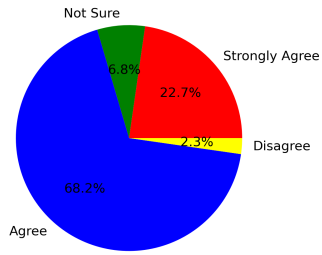
**11. Are the opportunities provided for cocurricular and extracurricular activities?**

Strongly Agree [4] =34.09% Agree [3] =52.27% Disagree [2] =4.55% Not sure [1] =9.09%



**12. Are events (workshop/seminar/webinar etc.) conducted for the holistic development of the students and to bridge industry-academia gap?**

Strongly Agree [4] =22.73% Agree [3] =68.18% Disagree [2] =2.27% Not sure [1] =6.82%



## Summary

Strongly Agree: 17.99%

Agree: 58.52%

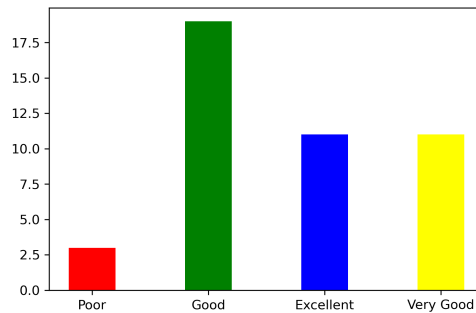
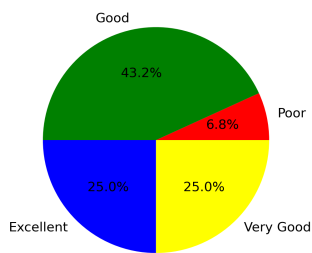
Disagree: 11.55%

Not Sure: 11.93%

## Feedback on Facilities

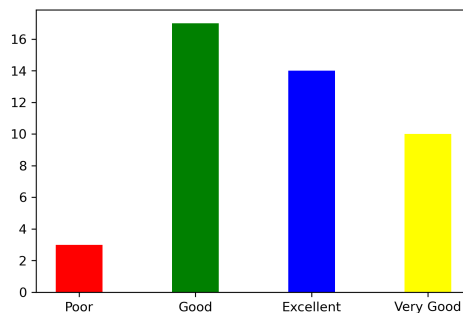
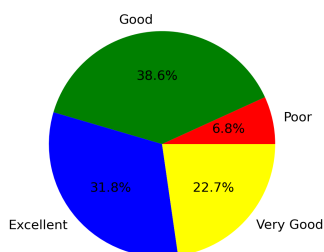
### 1. Laboratory facility

Excellent [4] =25.0% Very Good [3] =25.0% Good [2] =43.18% Poor [1] =6.82%



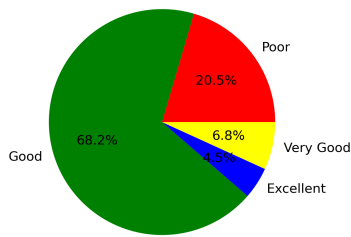
### 2. Library facility

Excellent [4] =31.82% Very Good [3] =22.73% Good [2] =38.64% Poor [1] =6.82%



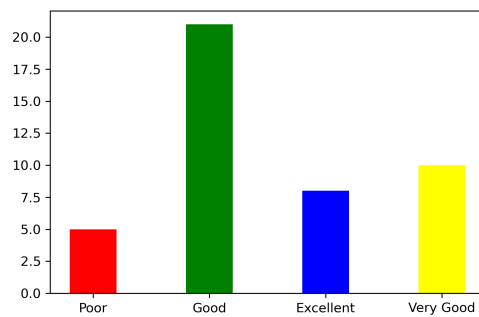
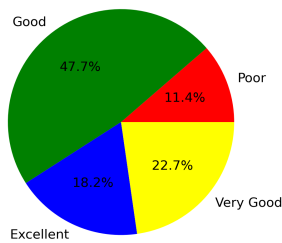
### 3. Hostel facility (if applicable)

Excellent [4] =4.55% Very Good [3] =6.82% Good [2] =68.18% Poor [1] =20.45%



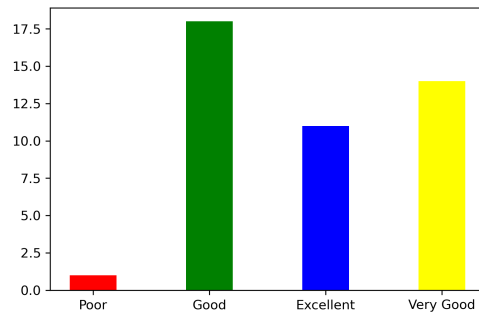
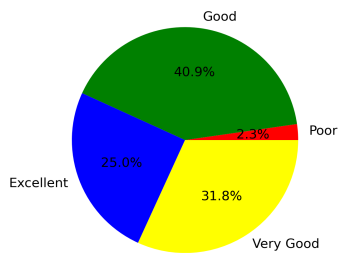
### 4. Sports facility

Excellent [4] =18.18% Very Good [3] =22.73% Good [2] =47.73% Poor [1] =11.36%



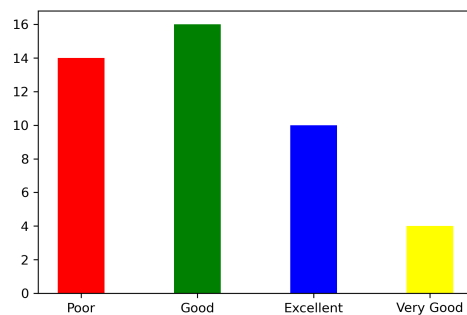
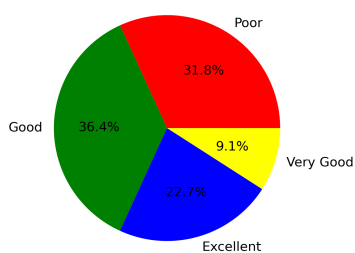
### 5. Water facility

Excellent [4] =25.0% Very Good [3] =31.82% Good [2] =40.91% Poor [1] =2.27%



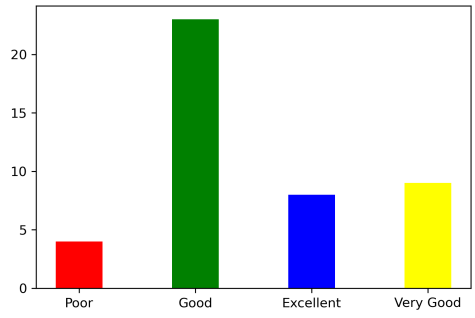
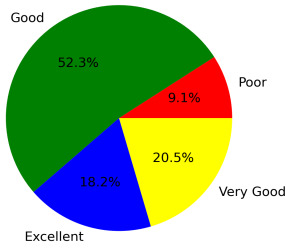
### 6. Cleanliness and Hygiene

Excellent [4] =22.73% Very Good [3] =9.09% Good [2] =36.36% Poor [1] =31.82%



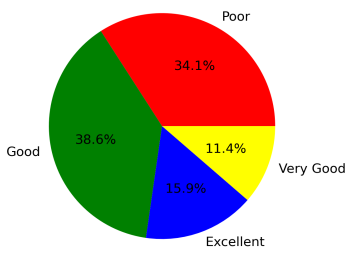
### 7. Canteen facility

Excellent [4] =18.18% Very Good [3] =20.45% Good [2] =52.27% Poor [1] =9.09%



### 8. Internet facility

Excellent [4] =15.91% Very Good [3] =11.36% Good [2] =38.64% Poor [1] =34.09%



---

### Summary

Excellent: 20.17%  
Very Good: 18.75%  
Good: 45.74%  
Poor: 15.34%

---

**This is a computer generated statement and does not require a signature.**