



## Semester End Feedback

Academic Year: 2023-24

### COMPUTER SCIENCE ENGINEERING

(First Year)

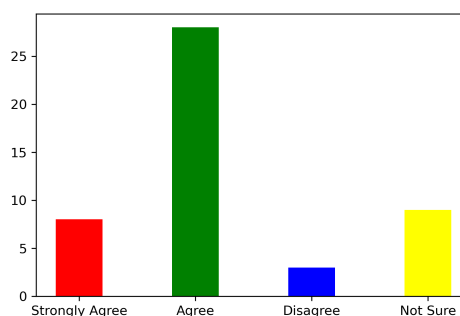
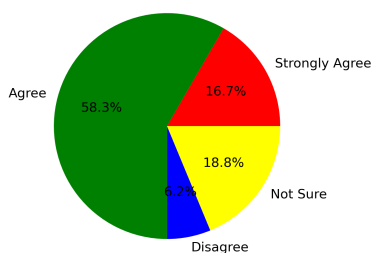
Odd Semester

### Feedback on Academics

Total No. of Students participated in the survey: 48

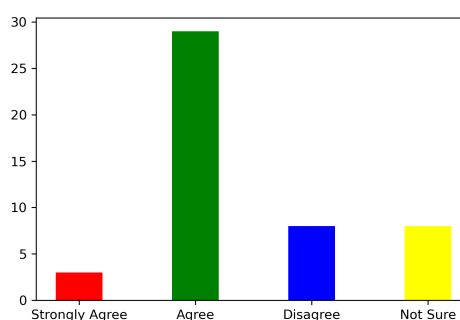
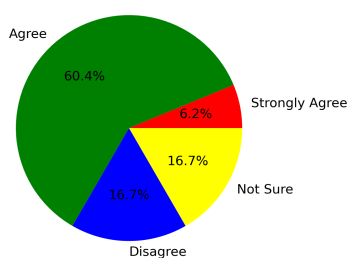
#### 1. Did you acquire any new technical or scientific knowledge?

Strongly Agree [4] =16.67% Agree [3] =58.33% Disagree [2] =6.25% Not sure [1] =18.75%



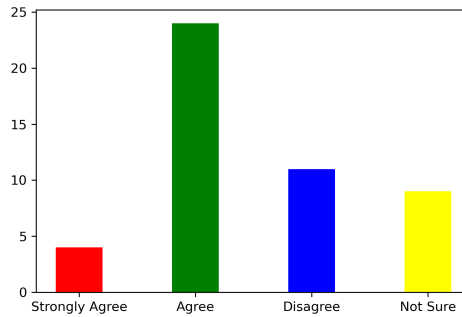
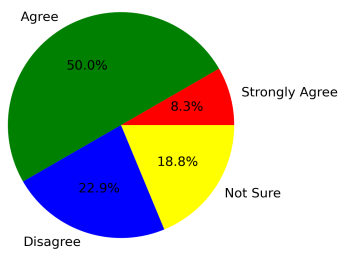
#### 2. Are you able to apply the knowledge and skills you gained in real life problem solving?

Strongly Agree [4] =6.25% Agree [3] =60.42% Disagree [2] =16.67% Not sure [1] =16.67%



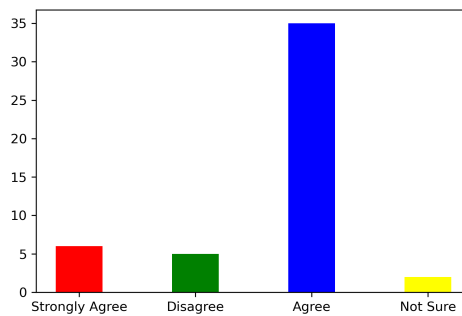
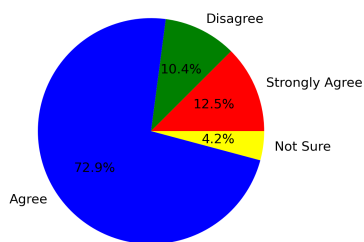
#### 3. Are the subjects you studied relevant to the current industry need?

Strongly Agree [4] =8.33% Agree [3] =50.0% Disagree [2] =22.92% Not sure [1] =18.75%



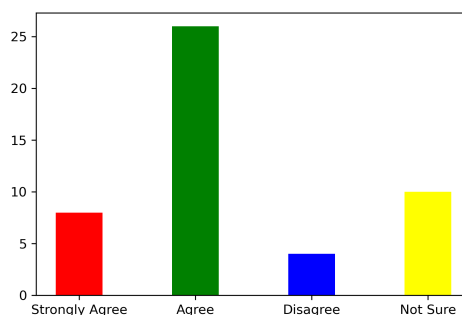
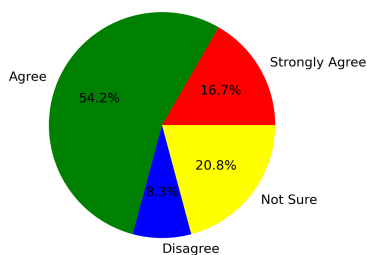
#### 4. Availability and adequacy of modern tools in the laboratories?

Strongly Agree [4] =12.5% Agree [3] =72.92% Disagree [2] =10.42% Not sure [1] =4.17%



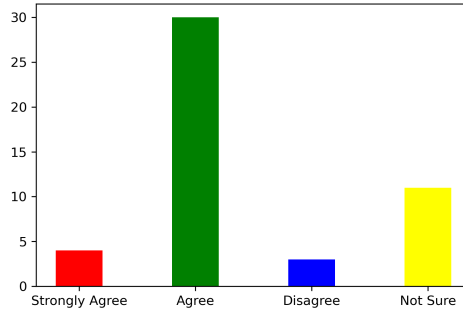
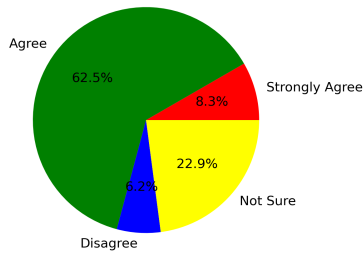
#### 5. Are the experiments/practical prescribed in the subjects/courses helpful for your future?

Strongly Agree [4] =16.67% Agree [3] =54.17% Disagree [2] =8.33% Not sure [1] =20.83%



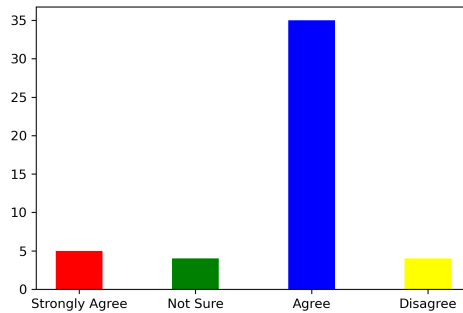
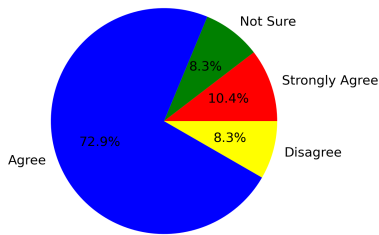
#### 6. How is the mentorship and counselling process in the department?

Strongly Agree [4] =8.33% Agree [3] =62.5% Disagree [2] =6.25% Not sure [1] =22.92%



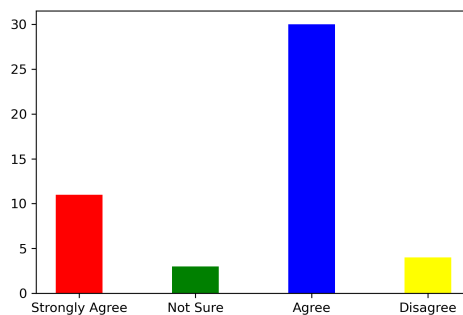
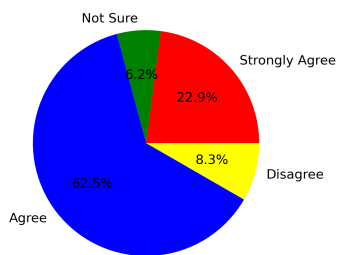
### 7. How is the overall learning environment?

Strongly Agree [4] =10.42% Agree [3] =72.92% Disagree [2] =8.33% Not sure [1] =8.33%



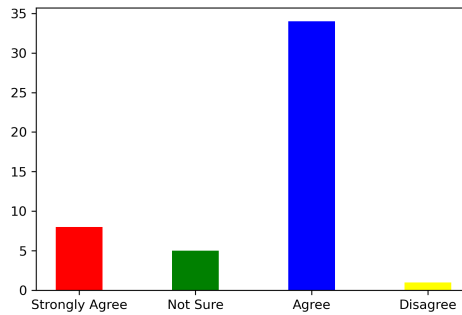
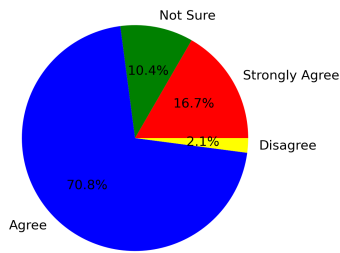
### 8. Did you improve your communication skill?

Strongly Agree [4] =22.92% Agree [3] =62.5% Disagree [2] =8.33% Not sure [1] =6.25%



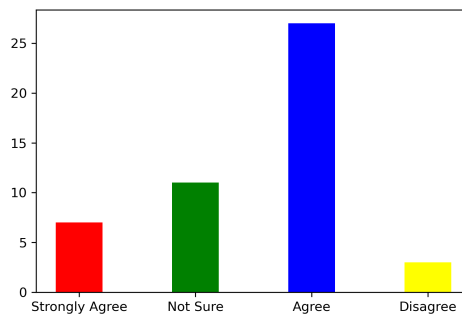
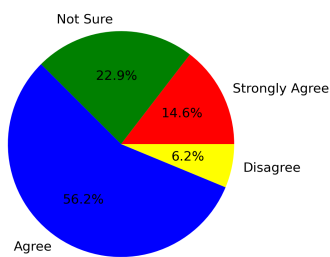
### 9. Are the teachers able to demonstrate the required knowledge and skills?

Strongly Agree [4] =16.67% Agree [3] =70.83% Disagree [2] =2.08% Not sure [1] =10.42%



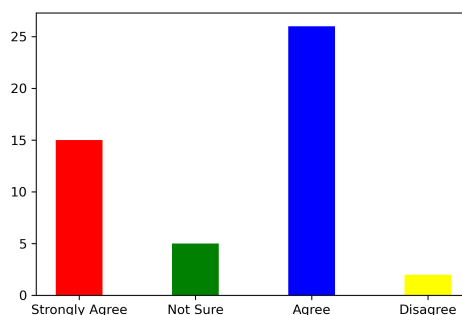
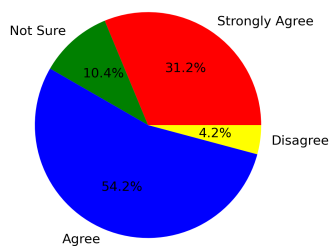
**10. Is the pedagogy used by the teachers effective and interesting?**

Strongly Agree [4] =14.58% Agree [3] =56.25% Disagree [2] =6.25% Not sure [1] =22.92%



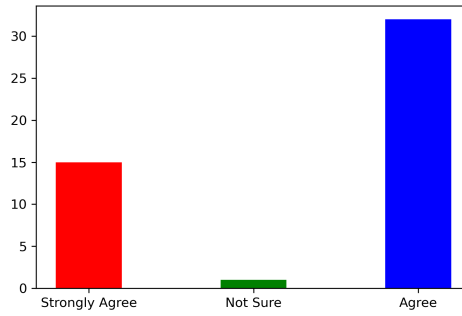
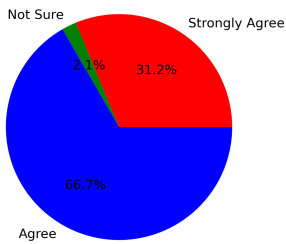
**11. Are the opportunities provided for cocurricular and extracurricular activities?**

Strongly Agree [4] =31.25% Agree [3] =54.17% Disagree [2] =4.17% Not sure [1] =10.42%



**12. Are events (workshop/seminar/webinar etc.) conducted for the holistic development of the students and to bridge industry-academia gap?**

Strongly Agree [4] =31.25% Agree [3] =66.67% Disagree [2] =0 Not sure [1] =2.08%



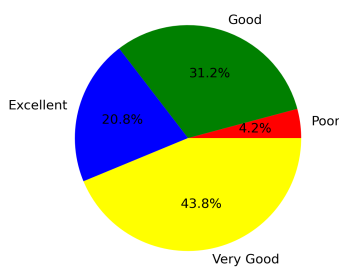
## Summary

Strongly Agree: 16.32%  
 Agree: 61.81%  
 Disagree: 8.33%  
 Not Sure: 13.54%

## Feedback on Facilities

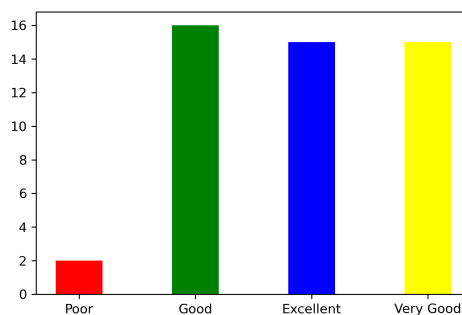
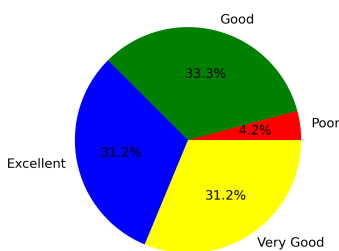
### 1. Laboratory facility

Excellent [4] =20.83% Very Good [3] =43.75% Good [2] =31.25% Poor [1] =4.17%



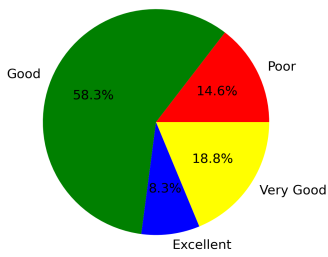
### 2. Library facility

Excellent [4] =31.25% Very Good [3] =31.25% Good [2] =33.33% Poor [1] =4.17%



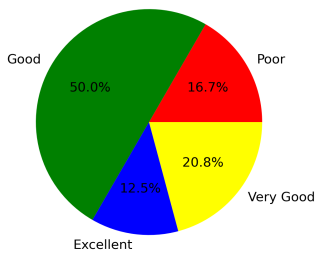
### 3. Hostel facility (if applicable)

Excellent [4] =8.33% Very Good [3] =18.75% Good [2] =58.33% Poor [1] =14.58%



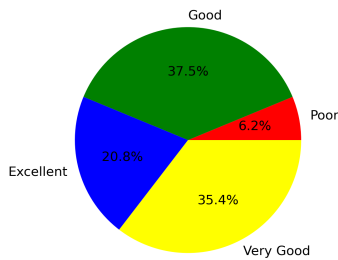
### 4. Sports facility

Excellent [4] =12.5% Very Good [3] =20.83% Good [2] =50.0% Poor [1] =16.67%



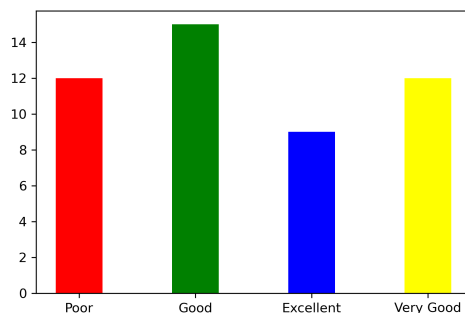
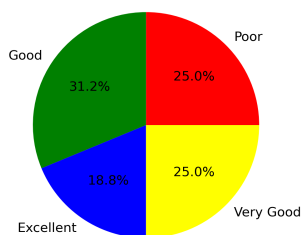
### 5. Water facility

Excellent [4] =20.83% Very Good [3] =35.42% Good [2] =37.5% Poor [1] =6.25%



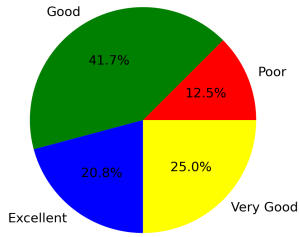
### 6. Cleanliness and Hygiene

Excellent [4] =18.75% Very Good [3] =25.0% Good [2] =31.25% Poor [1] =25.0%



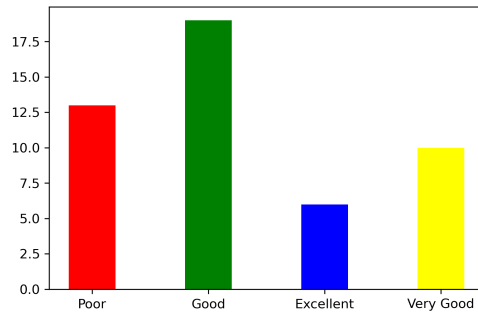
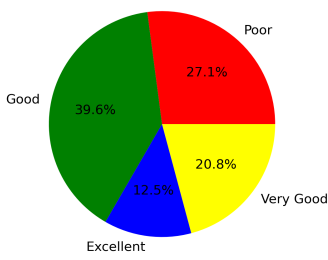
### 7. Canteen facility

Excellent [4] =20.83% Very Good [3] =25.0% Good [2] =41.67% Poor [1] =12.5%



### 8. Internet facility

Excellent [4] =12.5% Very Good [3] =20.83% Good [2] =39.58% Poor [1] =27.08%



---

### Summary

Excellent: 18.23%  
Very Good: 27.6%  
Good: 40.36%  
Poor: 13.8%

---

**This is a computer generated statement and does not require a signature.**