



Semester End Feedback

Academic Year: 2023-24

COMPUTER SCIENCE & DESIGN

(First Year)

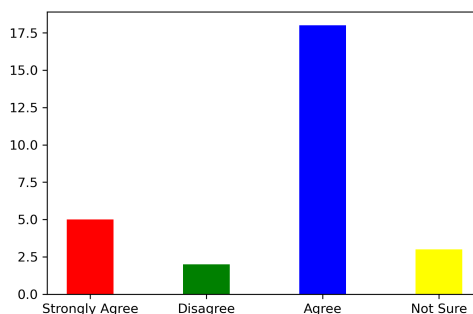
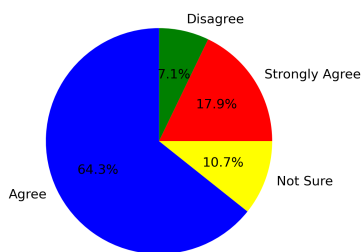
Odd Semester

Feedback on Academics

Total No. of Students participated in the survey: 28

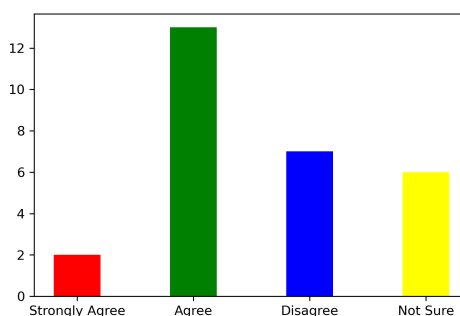
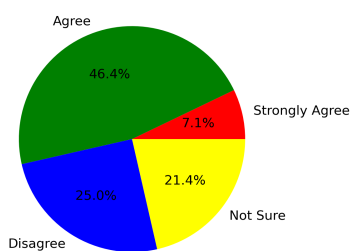
1. Did you acquire any new technical or scientific knowledge?

Strongly Agree [4] =17.86% Agree [3] =64.29% Disagree [2] =7.14% Not sure [1] =10.71%



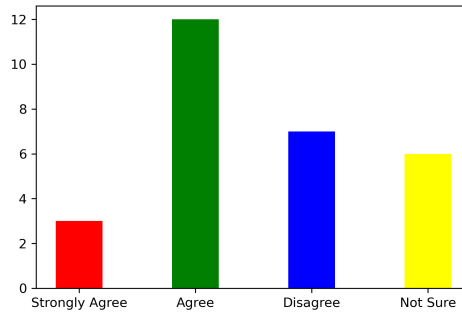
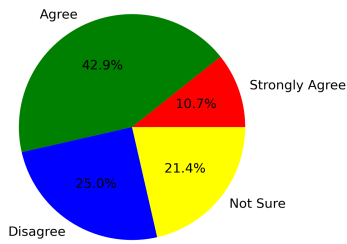
2. Are you able to apply the knowledge and skills you gained in real life problem solving?

Strongly Agree [4] =7.14% Agree [3] =46.43% Disagree [2] =25.0% Not sure [1] =21.43%



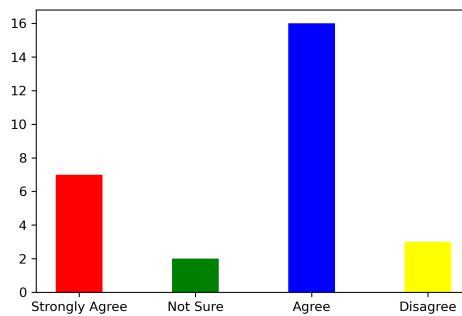
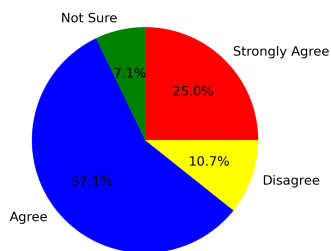
3. Are the subjects you studied relevant to the current industry need?

Strongly Agree [4] =10.71% Agree [3] =42.86% Disagree [2] =25.0% Not sure [1] =21.43%



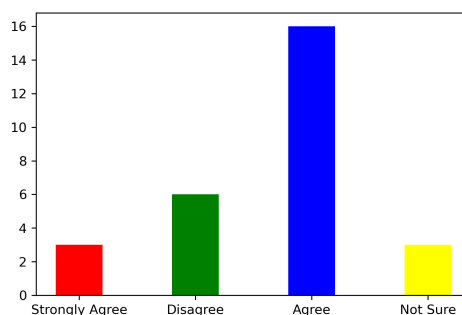
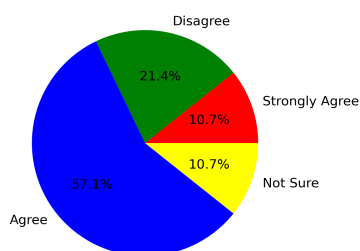
4. Availability and adequacy of modern tools in the laboratories?

Strongly Agree [4] =25.0% Agree [3] =57.14% Disagree [2] =10.71% Not sure [1] =7.14%



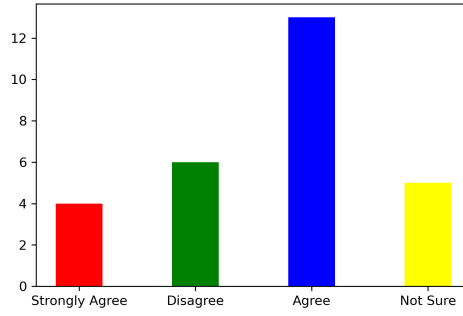
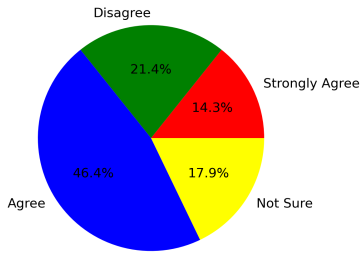
5. Are the experiments/practical prescribed in the subjects/courses helpful for your future?

Strongly Agree [4] =10.71% Agree [3] =57.14% Disagree [2] =21.43% Not sure [1] =10.71%



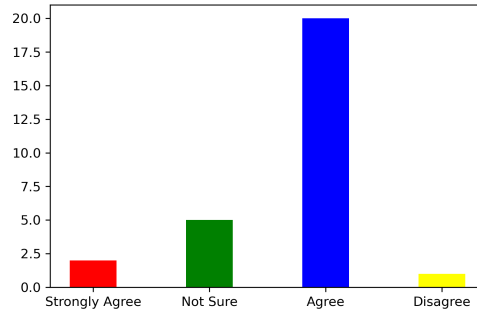
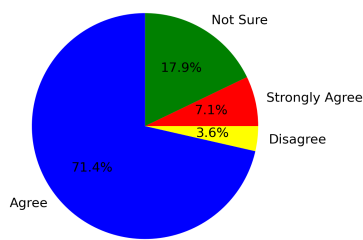
6. How is the mentorship and counselling process in the department?

Strongly Agree [4] =14.29% Agree [3] =46.43% Disagree [2] =21.43% Not sure [1] =17.86%



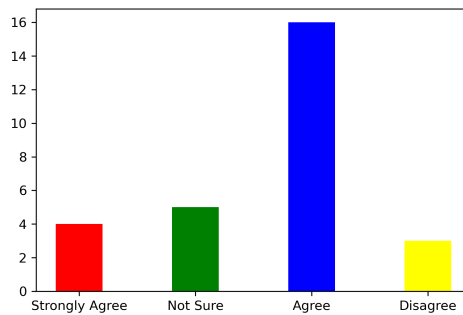
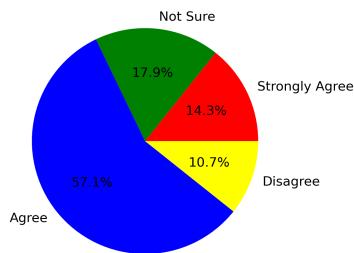
7. How is the overall learning environment?

Strongly Agree [4] =7.14% Agree [3] =71.43% Disagree [2] =3.57% Not sure [1] =17.86%



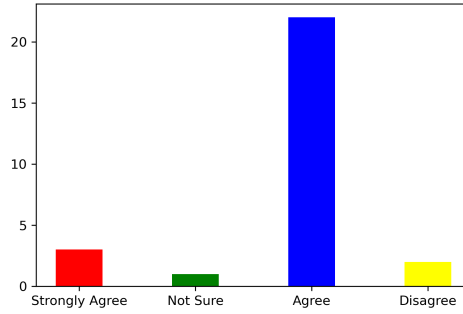
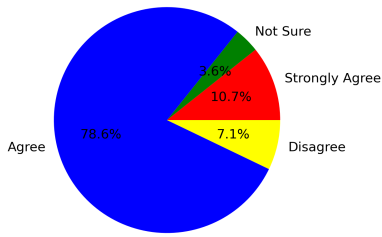
8. Did you improve your communication skill?

Strongly Agree [4] =14.29% Agree [3] =57.14% Disagree [2] =10.71% Not sure [1] =17.86%



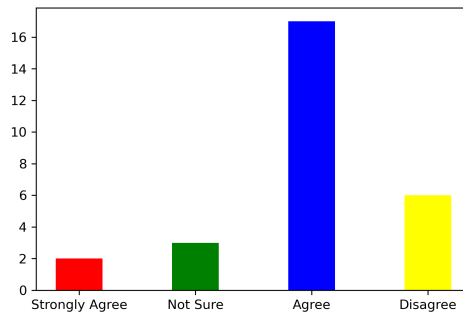
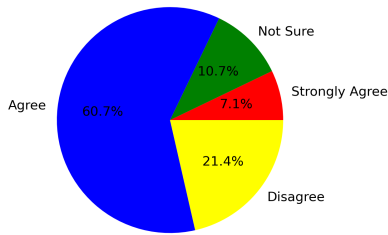
9. Are the teachers able to demonstrate the required knowledge and skills?

Strongly Agree [4] =10.71% Agree [3] =78.57% Disagree [2] =7.14% Not sure [1] =3.57%



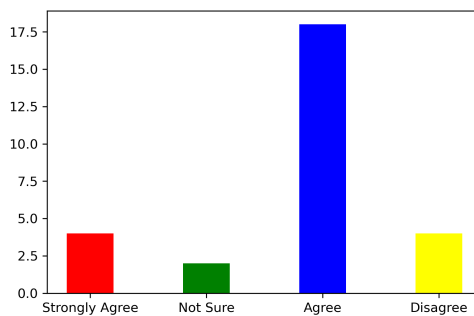
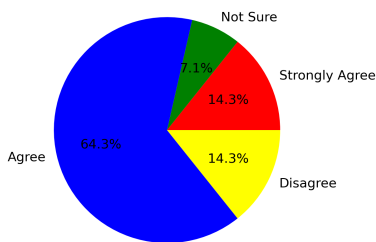
10. Is the pedagogy used by the teachers effective and interesting?

Strongly Agree [4] =7.14% Agree [3] =60.71% Disagree [2] =21.43% Not sure [1] =10.71%



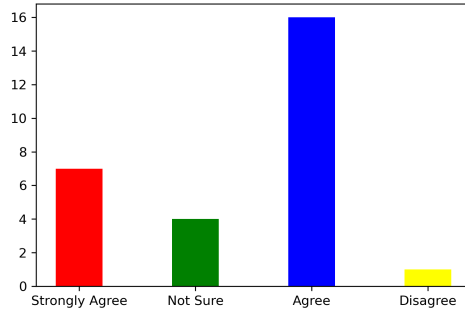
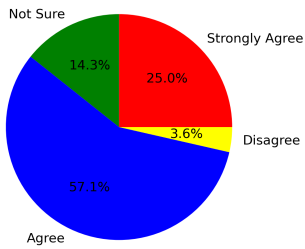
11. Are the opportunities provided for cocurricular and extracurricular activities?

Strongly Agree [4] =14.29% Agree [3] =64.29% Disagree [2] =14.29% Not sure [1] =7.14%



12. Are events (workshop/seminar/webinar etc.) conducted for the holistic development of the students and to bridge industry-academia gap?

Strongly Agree [4] =25.0% Agree [3] =57.14% Disagree [2] =3.57% Not sure [1] =14.29%



Summary

Strongly Agree: 13.69%

Agree: 58.63%

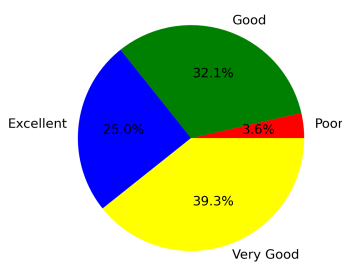
Disagree: 14.29%

Not Sure: 13.39%

Feedback on Facilities

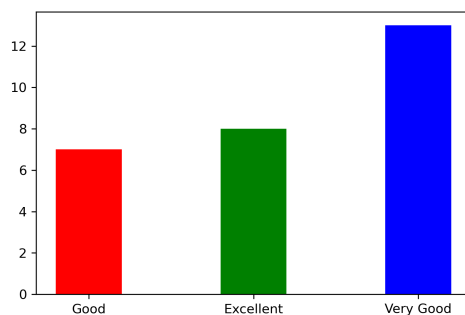
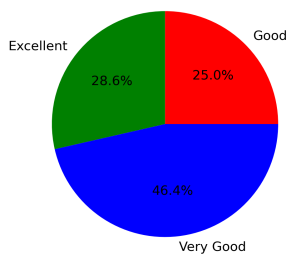
1. Laboratory facility

Excellent [4] =25.0% Very Good [3] =39.29% Good [2] =32.14% Poor [1] =3.57%



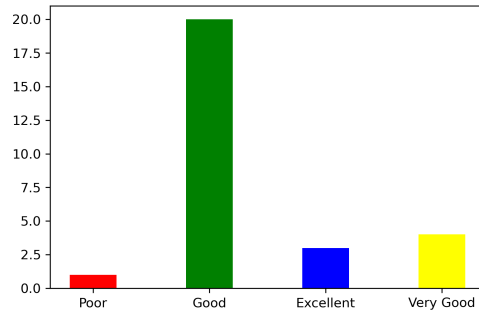
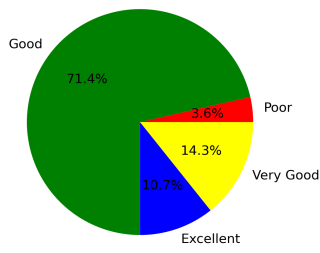
2. Library facility

Excellent [4] =28.57% Very Good [3] =46.43% Good [2] =25.0% Poor [1] =0



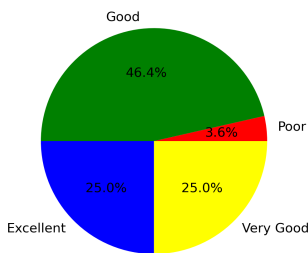
3. Hostel facility (if applicable)

Excellent [4] =10.71% Very Good [3] =14.29% Good [2] =71.43% Poor [1] =3.57%



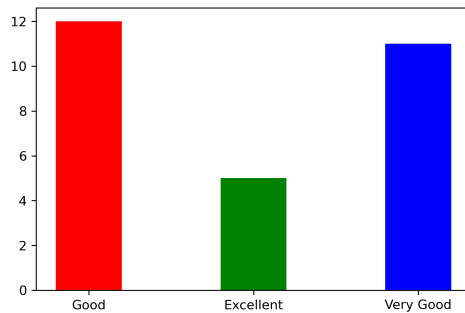
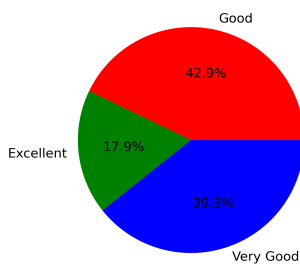
4. Sports facility

Excellent [4] =25.0% Very Good [3] =25.0% Good [2] =46.43% Poor [1] =3.57%



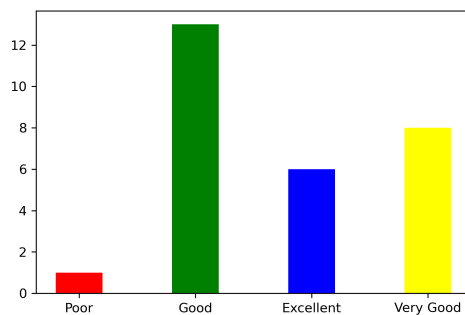
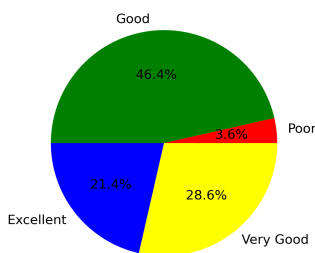
5. Water facility

Excellent [4] =17.86% Very Good [3] =39.29% Good [2] =42.86% Poor [1] =0



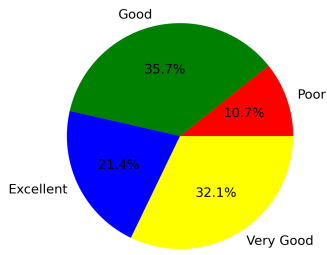
6. Cleanliness and Hygiene

Excellent [4] =21.43% Very Good [3] =28.57% Good [2] =46.43% Poor [1] =3.57%



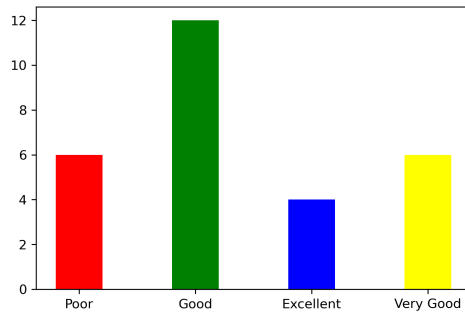
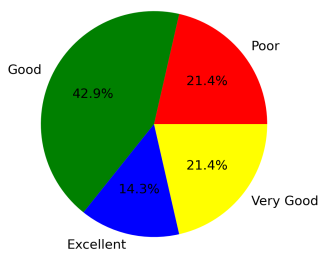
7. Canteen facility

Excellent [4] =21.43% Very Good [3] =32.14% Good [2] =35.71% Poor [1] =10.71%



8. Internet facility

Excellent [4] =14.29% Very Good [3] =21.43% Good [2] =42.86% Poor [1] =21.43%



Summary

Excellent: 20.54%
Very Good: 30.8%
Good: 42.86%
Poor: 5.8%

This is a computer generated statement and does not require a signature.