



## Semester End Feedback

Academic Year: 2023-24

CIVIL ENGINEERING

(First Year)

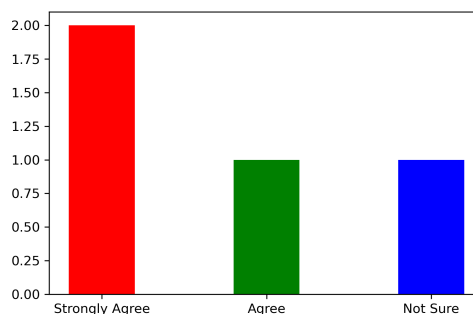
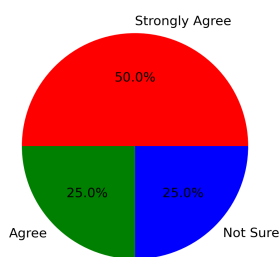
Odd Semester

## Feedback on Academics

Total No. of Students participated in the survey: 4

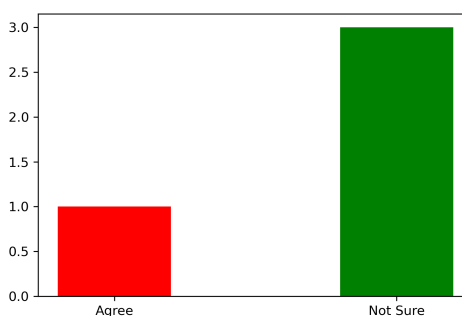
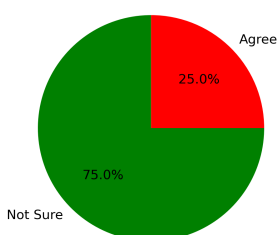
### 1. Did you acquire any new technical or scientific knowledge?

Strongly Agree [4] =50.0% Agree [3] =25.0% Disagree [2] =0 Not sure [1] =25.0%



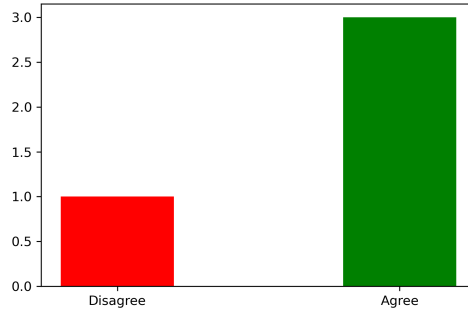
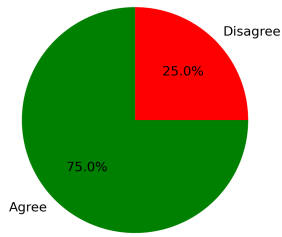
### 2. Are you able to apply the knowledge and skills you gained in real life problem solving?

Strongly Agree [4] =0 Agree [3] =25.0% Disagree [2] =0 Not sure [1] =75.0%



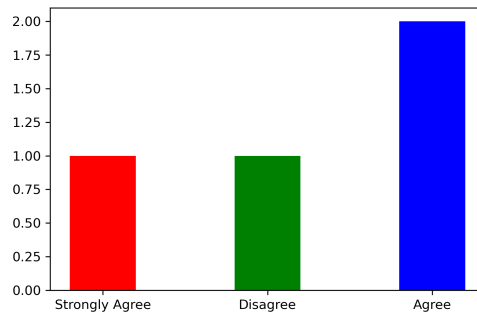
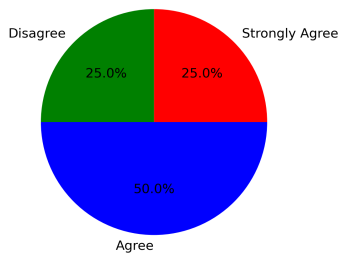
### 3. Are the subjects you studied relevant to the current industry need?

Strongly Agree [4] =0 Agree [3] =75.0% Disagree [2] =25.0% Not sure [1] =0



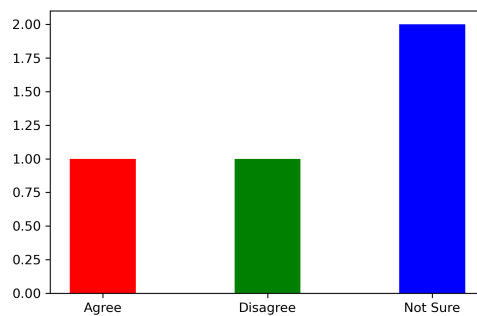
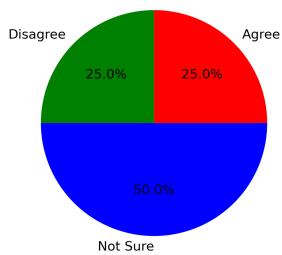
#### 4. Availability and adequacy of modern tools in the laboratories?

Strongly Agree [4] =25.0% Agree [3] =50.0% Disagree [2] =25.0% Not sure [1] =0



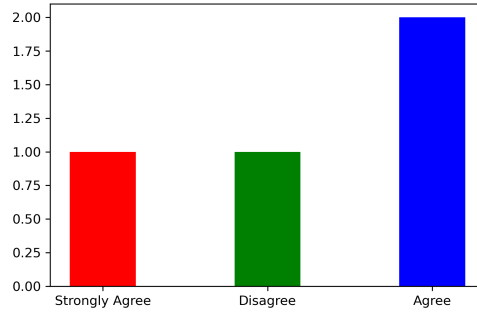
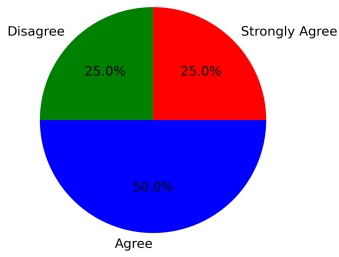
#### 5. Are the experiments/practical prescribed in the subjects/courses helpful for your future?

Strongly Agree [4] =0 Agree [3] =25.0% Disagree [2] =25.0% Not sure [1] =50.0%



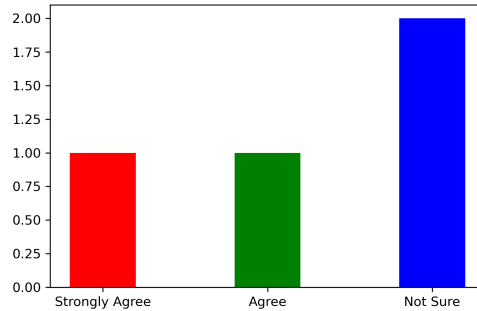
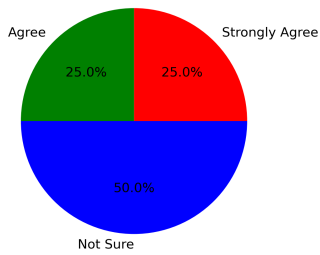
#### 6. How is the mentorship and counselling process in the department?

Strongly Agree [4] =25.0% Agree [3] =50.0% Disagree [2] =25.0% Not sure [1] =0



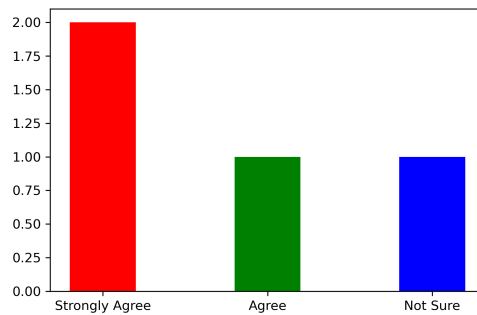
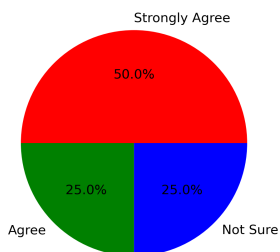
**7. How is the overall learning environment?**

Strongly Agree [4] =25.0% Agree [3] =25.0% Disagree [2] =0 Not sure [1] =50.0%



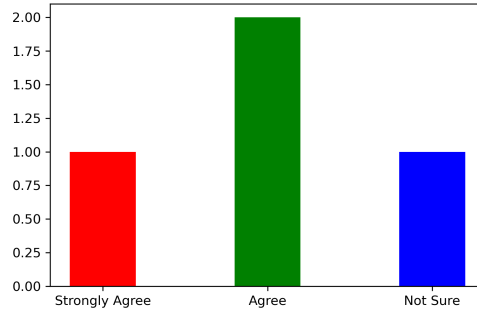
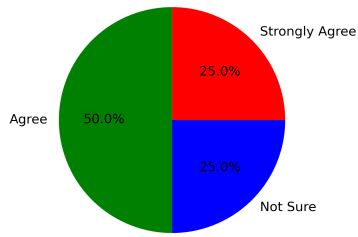
**8. Did you improve your communication skill?**

Strongly Agree [4] =50.0% Agree [3] =25.0% Disagree [2] =0 Not sure [1] =25.0%



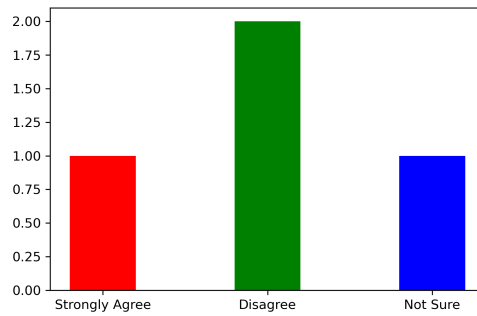
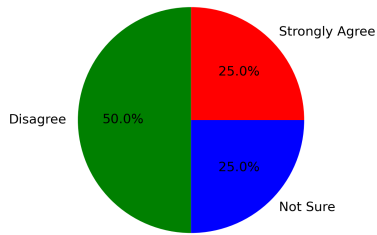
**9. Are the teachers able to demonstrate the required knowledge and skills?**

Strongly Agree [4] =25.0% Agree [3] =50.0% Disagree [2] =0 Not sure [1] =25.0%



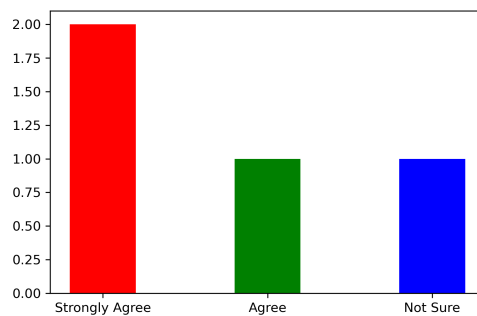
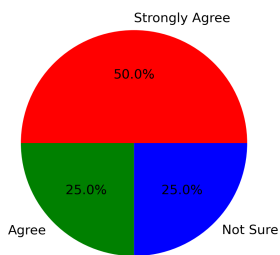
**10. Is the pedagogy used by the teachers effective and interesting?**

Strongly Agree [4] =25.0% Agree [3] =0 Disagree [2] =50.0% Not sure [1] =25.0%



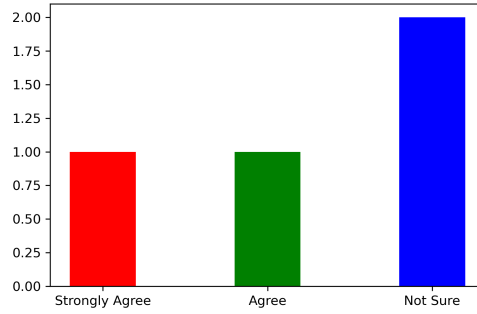
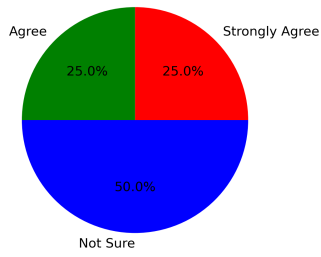
**11. Are the opportunities provided for cocurricular and extracurricular activities?**

Strongly Agree [4] =50.0% Agree [3] =25.0% Disagree [2] =0 Not sure [1] =25.0%



**12. Are events (workshop/seminar/webinar etc.) conducted for the holistic development of the students and to bridge industry-academia gap?**

Strongly Agree [4] =25.0% Agree [3] =25.0% Disagree [2] =0 Not sure [1] =50.0%



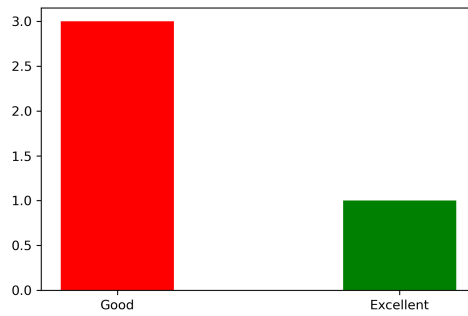
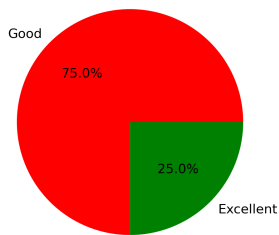
## Summary

Strongly Agree: 25.0%  
 Agree: 33.33%  
 Disagree: 12.5%  
 Not Sure: 29.17%

## Feedback on Facilities

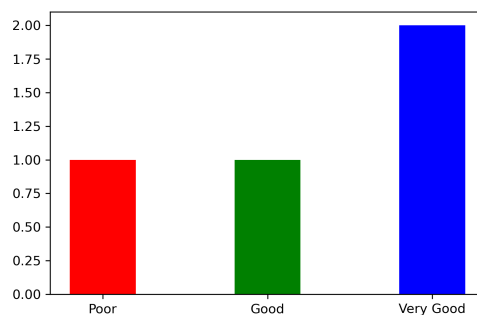
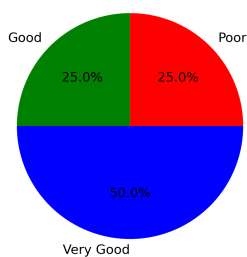
### 1. Laboratory facility

Excellent [4] =25.0% Very Good [3] =0 Good [2] =75.0% Poor [1] =0



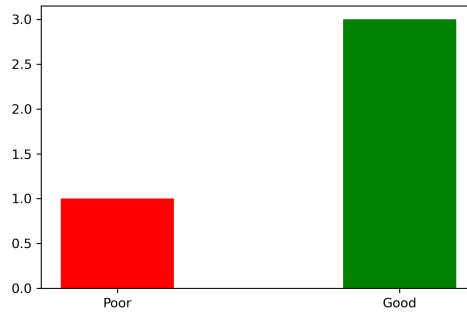
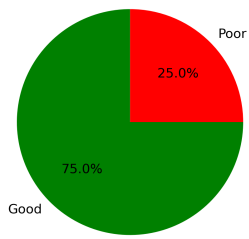
### 2. Library facility

Excellent [4] =0 Very Good [3] =50.0% Good [2] =25.0% Poor [1] =25.0%



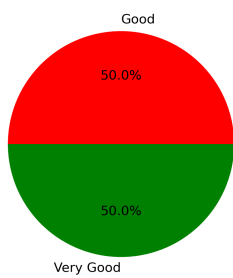
### 3. Hostel facility (if applicable)

Excellent [4] =0 Very Good [3] =0 Good [2] =75.0% Poor [1] =25.0%



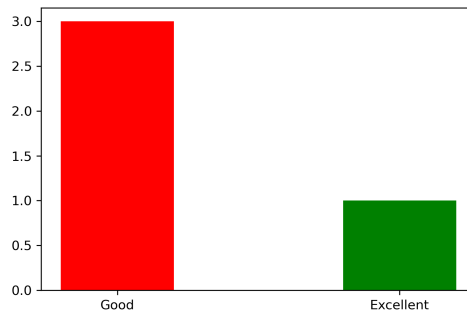
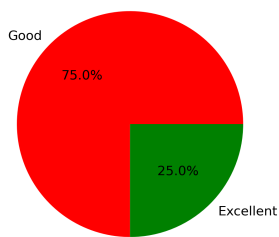
### 4. Sports facility

Excellent [4] =0 Very Good [3] =50.0% Good [2] =50.0% Poor [1] =0



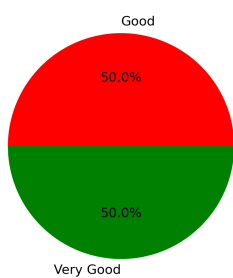
### 5. Water facility

Excellent [4] =25.0% Very Good [3] =0 Good [2] =75.0% Poor [1] =0



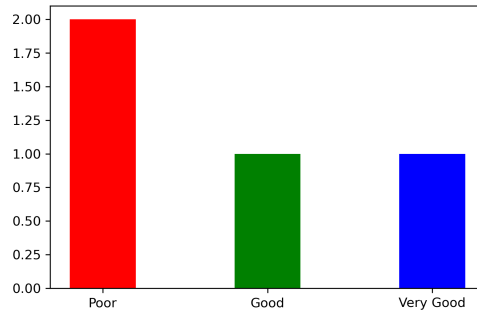
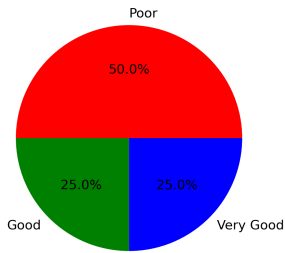
### 6. Cleanliness and Hygiene

Excellent [4] =0 Very Good [3] =50.0% Good [2] =50.0% Poor [1] =0



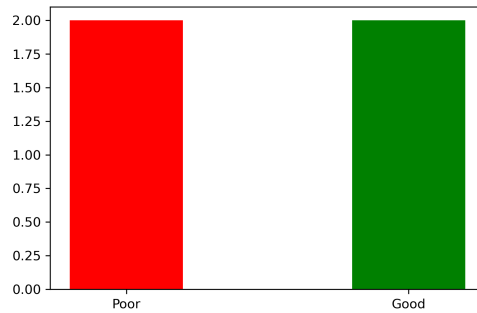
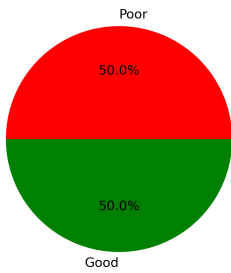
### 7. Canteen facility

Excellent [4] =0 Very Good [3] =25.0% Good [2] =25.0% Poor [1] =50.0%



### 8. Internet facility

Excellent [4] =0 Very Good [3] =0 Good [2] =50.0% Poor [1] =50.0%



---

### Summary

Excellent: 6.25%  
Very Good: 21.88%  
Good: 53.12%  
Poor: 18.75%

---

**This is a computer generated statement and does not require a signature.**