



Semester End Feedback

Academic Year: 2023-24

ELECTRONICS & COMMUNICATION ENGINEERING

(Third Year)

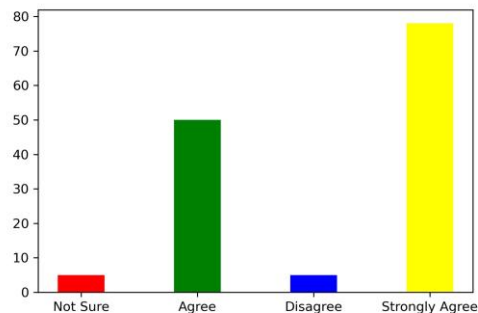
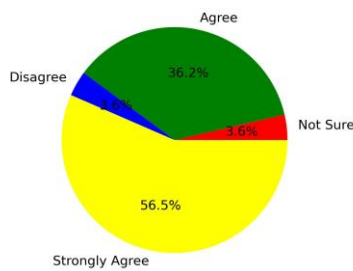
Odd Semester

Feedback on Academics

Total No. of Students participated in the survey: 138

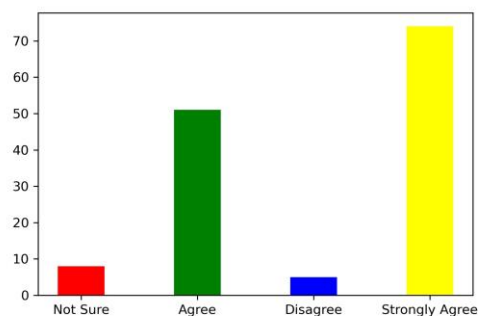
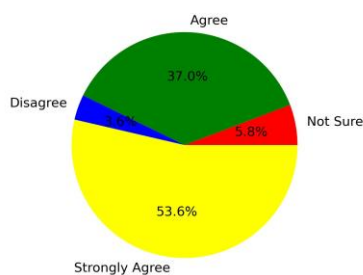
1. Did you acquire any new technical or scientific knowledge?

Strongly Agree [4] =56.52% Agree [3] =36.23% Disagree [2] =3.62% Not sure [1] =3.62%



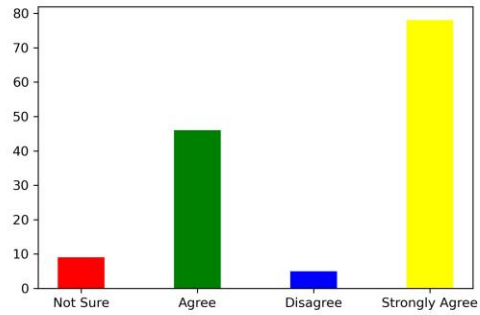
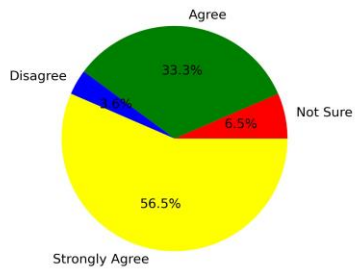
2. Are you able to apply the knowledge and skills you gained in real life problem solving?

Strongly Agree [4] =53.62% Agree [3] =36.96% Disagree [2] =3.62% Not sure [1] =5.8%



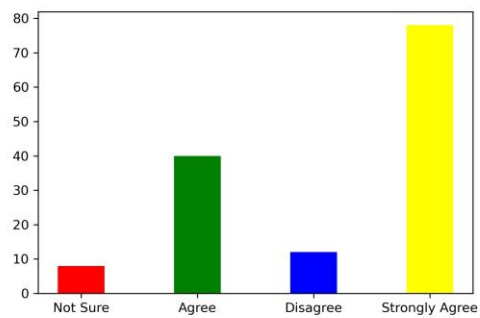
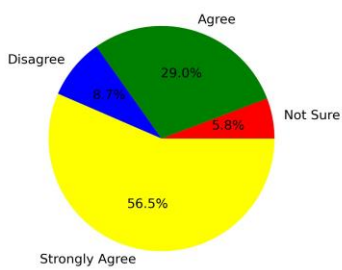
3. Are the subjects you studied relevant to the current industry need?

Strongly Agree [4] =56.52% Agree [3] =33.33% Disagree [2] =3.62% Not sure [1] =6.52%



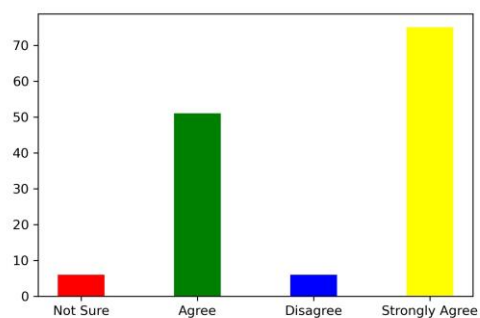
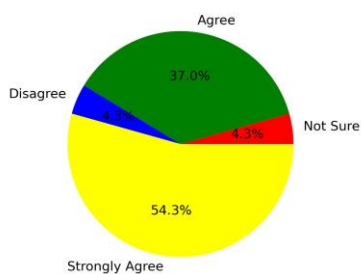
4. Availability and adequacy of modern tools in the laboratories?

Strongly Agree [4] =56.52% Agree [3] =28.99% Disagree [2] =8.7% Not sure [1] =5.8%



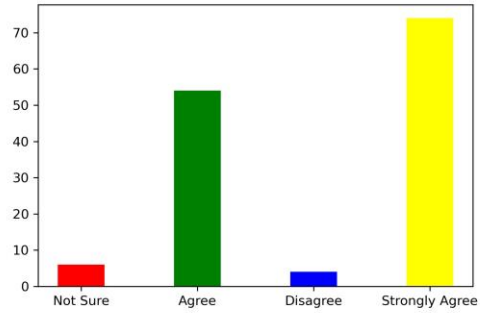
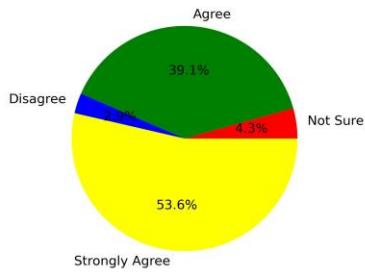
5. Are the experiments/practical prescribed in the subjects/courses helpful for your future?

Strongly Agree [4] =54.35% Agree [3] =36.96% Disagree [2] =4.35% Not sure [1] =4.35%



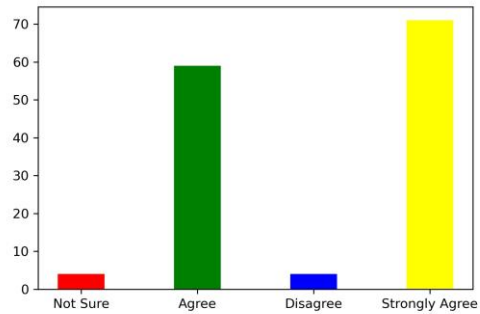
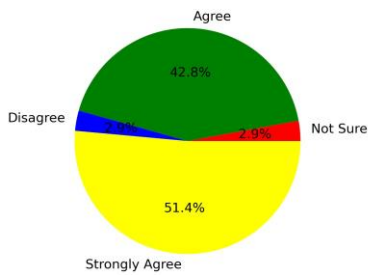
6. How is the mentorship and counselling process in the department?

Strongly Agree [4] =53.62% Agree [3] =39.13% Disagree [2] =2.9% Not sure [1] =4.35%



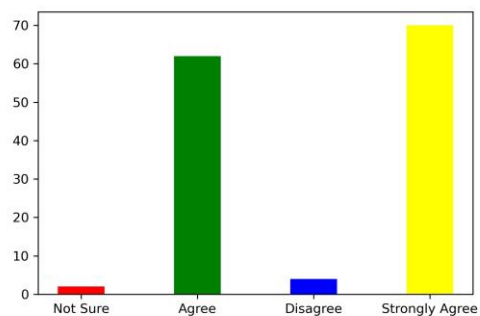
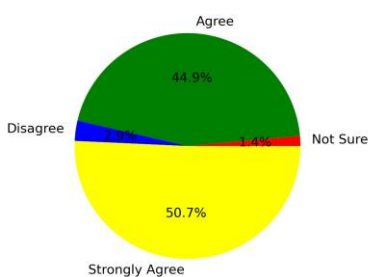
7. How is the overall learning environment?

Strongly Agree [4] =51.45% Agree [3] =42.75% Disagree [2] =2.9% Not sure [1] =2.9%



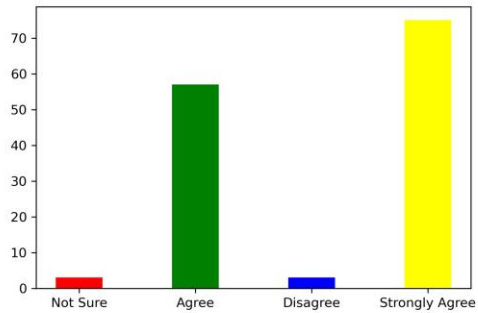
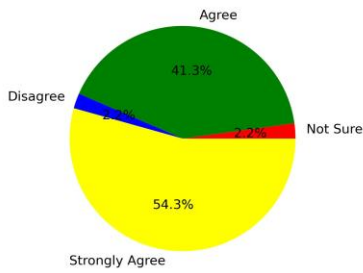
8. Did you improve your communication skill?

Strongly Agree [4] =50.72% Agree [3] =44.93% Disagree [2] =2.9% Not sure [1] =1.45%



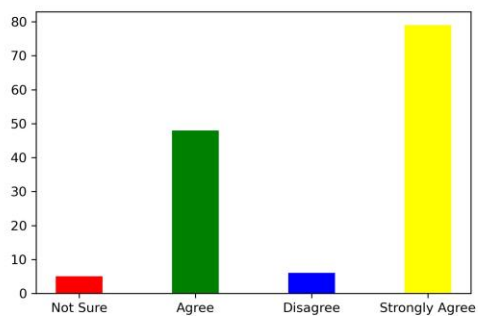
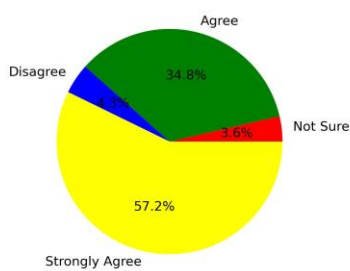
9. Are the teachers able to demonstrate the required knowledge and skills? Strongly Agree [4]

=54.35% Agree [3] =41.3% Disagree [2] =2.17% Not sure [1] =2.17%



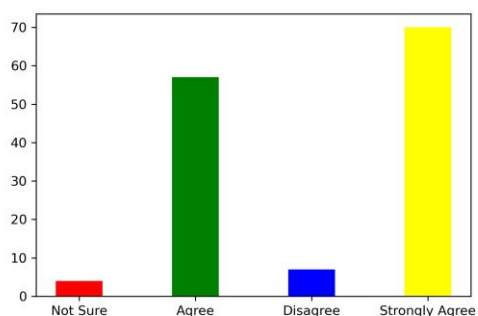
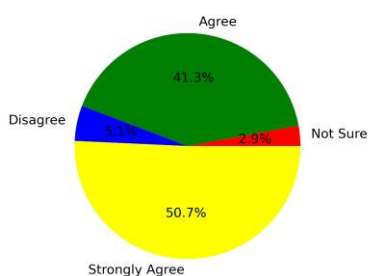
10. Is the pedagogy used by the teachers effective and interesting?

Strongly Agree [4] =57.25% Agree [3] =34.78% Disagree [2] =4.35% Not sure [1] =3.62%



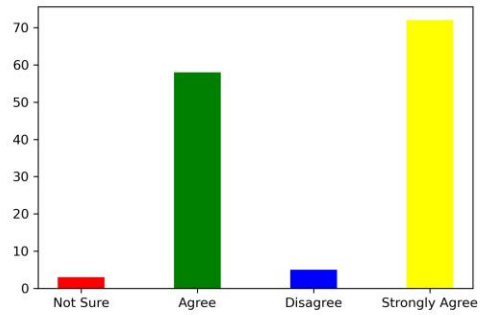
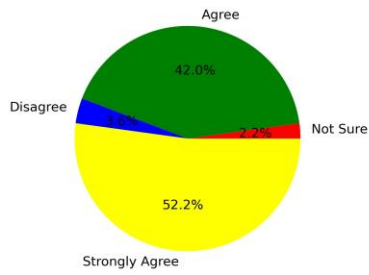
11. Are the opportunities provided for cocurricular and extracurricular activities?

Strongly Agree [4] =50.72% Agree [3] =41.3% Disagree [2] =5.07% Not sure [1] =2.9%



12. Are events (workshop/seminar/webinar etc.) conducted for the holistic development of the students and to bridge industryacademia gap?

Strongly Agree [4] =52.17% Agree [3] =42.03% Disagree [2] =3.62% Not sure [1] =2.17%



Summary

Strongly Agree: 53.99%

Agree: 38.22%

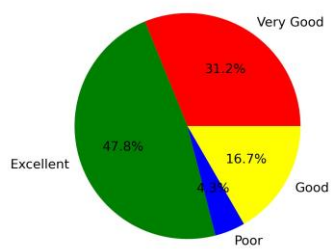
Disagree: 3.99%

Not Sure: 3.8%

Feedback on Facilities

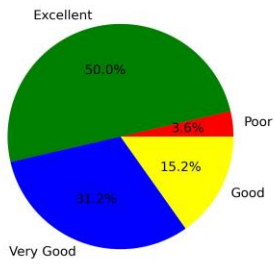
1. Laboratory facility

Excellent [4] =47.83% Very Good [3] =31.16% Good [2] =16.67% Poor [1] =4.35%



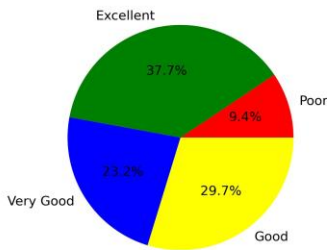
2. Library facility

Excellent [4] =50.0% Very Good [3] =31.16% Good [2] =15.22% Poor [1] =3.62%



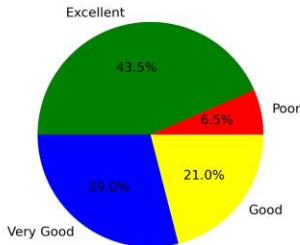
3.Hostel facility (if applicable)

Excellent [4] =37.68% Very Good [3] =23.19% Good [2] =29.71% Poor [1] =9.42%



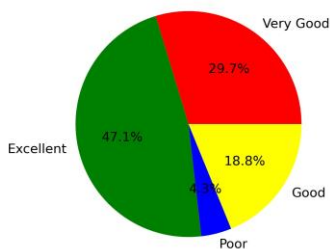
4.Sports facility

Excellent [4] =43.48% Very Good [3] =28.99% Good [2] =21.01% Poor [1] =6.52%



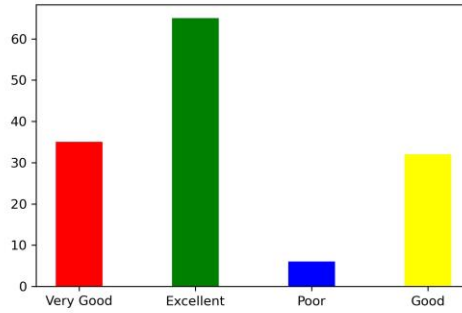
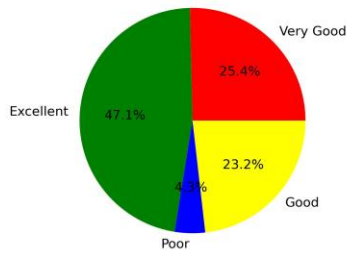
5. Water facility

Excellent [4] =47.1% Very Good [3] =29.71% Good [2] =18.84% Poor [1] =4.35%



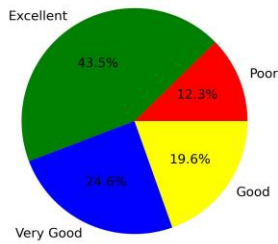
6.Cleanliness and Hygiene

Excellent [4] =47.1% Very Good [3] =25.36% Good [2] =23.19% Poor [1] =4.35%



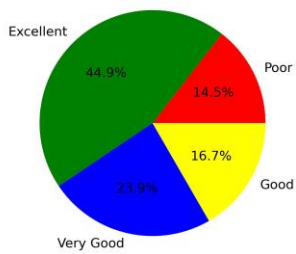
7. Canteen facility

Excellent [4] =43.48% Very Good [3] =24.64% Good [2] =19.57% Poor [1] =12.32%



8. Internet facility

Excellent [4] =44.93% Very Good [3] =23.91% Good [2] =16.67% Poor [1] =14.49%



Summary

Excellent: 45.2%
 Very Good: 27.26%
 Good: 20.11%
 Poor: 7.43%

This is a computer generated statement and does not require a signature.