



## Semester End Feedback

Academic Year: 2023-24

CSE (DATA SCIENCE)

(Third Year)

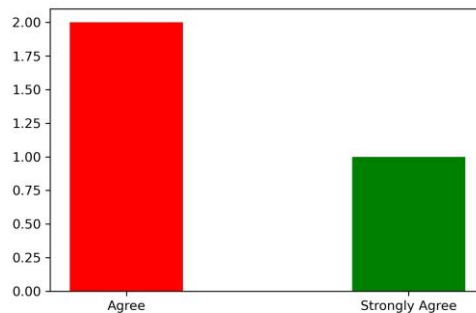
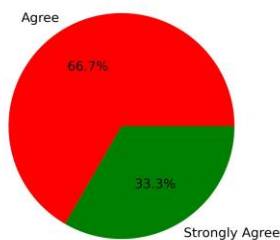
Odd Semester

## Feedback on Academics

**Total No. of Students participated in the survey: 3**

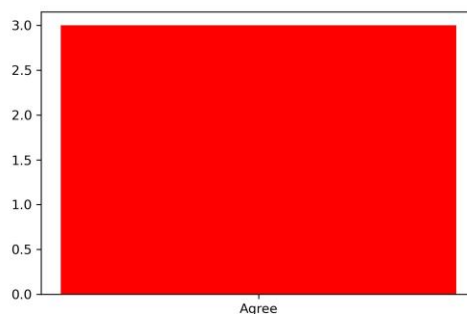
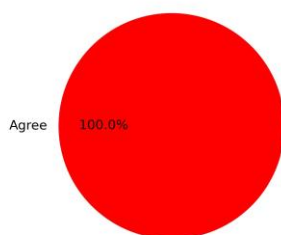
### 1. Did you acquire any new technical or scientific knowledge?

Strongly Agree [4] =33.33% Agree [3] =66.67% Disagree [2] =0  
Not sure [1] =0



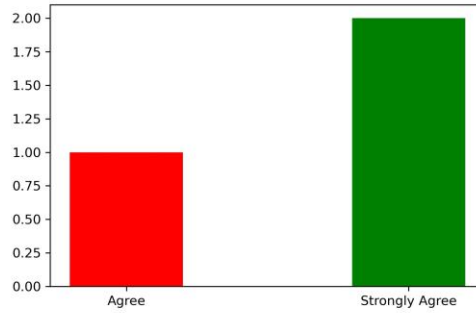
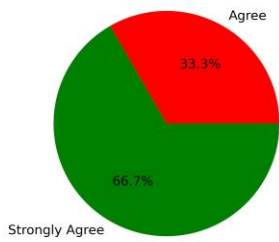
### 2. Are you able to apply the knowledge and skills you gained in real life problem solving?

Strongly Agree [4] =0 Agree [3] =100.0% Disagree [2] =0 Not  
sure [1] =0



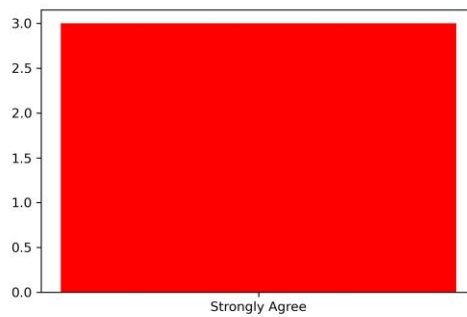
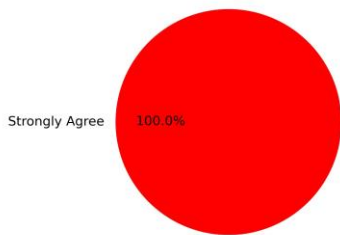
### 3. Are the subjects you studied relevant to the current industry need? Strongly Agree [4]

=66.67% Agree [3] =33.33% Disagree [2] =0 Not sure [1] =0



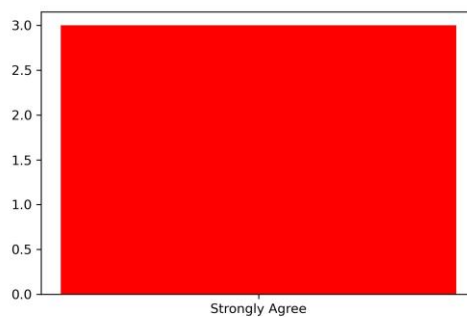
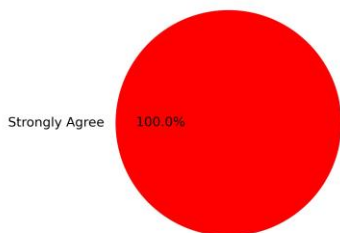
#### 4. Availability and adequacy of modern tools in the laboratories?

Strongly Agree [4] =100.0% Agree [3] =0 Disagree [2] =0 Not sure [1] =0




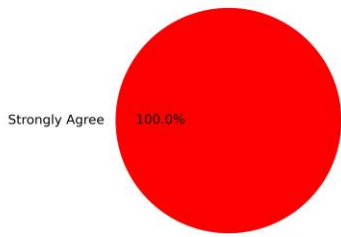
#### 5. Are the experiments/practical prescribed in the subjects/courses helpful for your future?

Strongly Agree [4] =100.0% Agree [3] =0 Disagree [2] =0 Not sure [1] =0



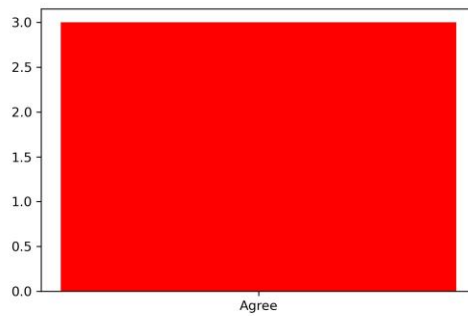
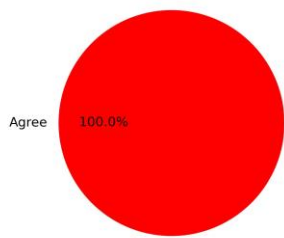
#### 6. How is the mentorship and counselling process in the department?

Strongly Agree [4] =100.0% Agree [3] =0 Disagree [2] =0 Not sure [1] =0



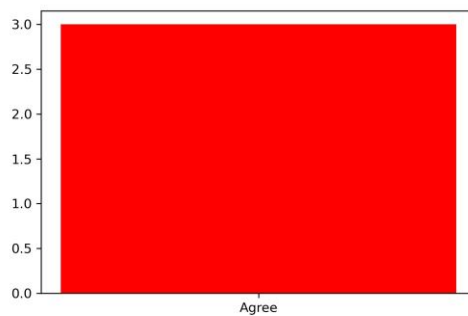
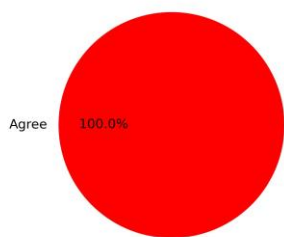
**7. How is the overall learning environment?**

Strongly Agree [4] =0 Agree [3] =100.0%Disagree [2] =0 Not sure [1] =0



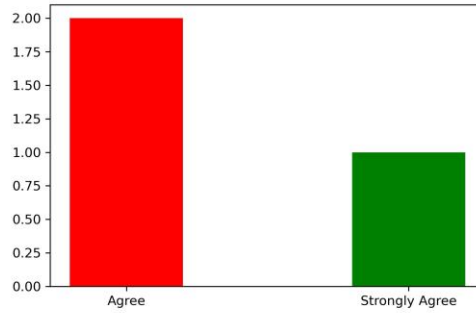
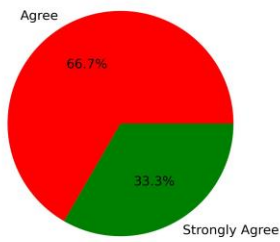
**8. Did you improve your communication skill?**

Strongly Agree [4] =0 Agree [3] =100.0%Disagree [2] =0 Not sure [1] =0



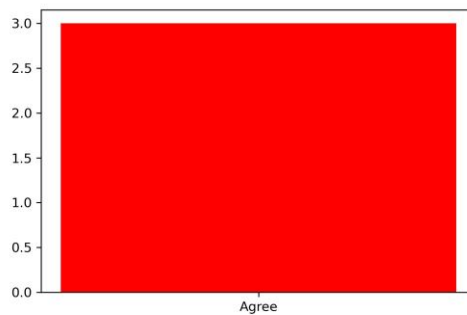
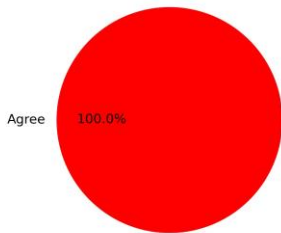
**9. Are the teachers able to demonstrate the required knowledge and skills?** Strongly Agree [4]

=33.33% Agree [3] =66.67%Disagree [2] =0 Not sure [1] =0




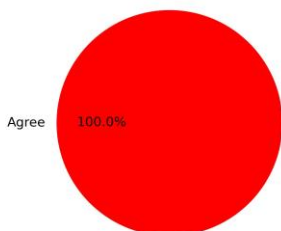
**10. Is the pedagogy used by the teachers effective and interesting?**

Strongly Agree [4] =0 Agree [3] =100.0% Disagree [2] =0 Not sure [1] =0



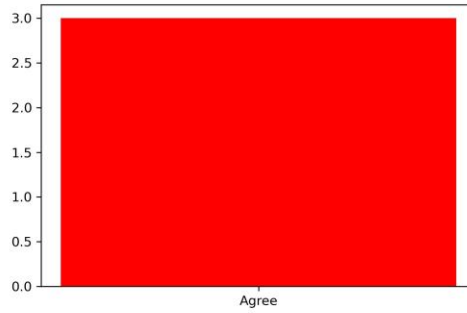
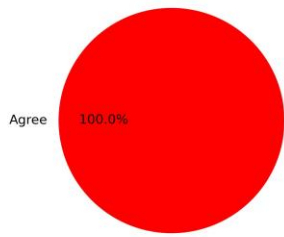
**11. Are the opportunities provided for cocurricular and extracurricular activities?**

Strongly Agree [4] =0 Agree [3] =100.0% Disagree [2] =0 Not sure [1] =0



**12. Are events (workshop/seminar/webinar etc.) conducted for the holistic development of the students and to bridge industryacademia gap?**

Strongly Agree [4] =0 Agree [3] =100.0% Disagree [2] =0 Not sure [1] =0




---

## Summary

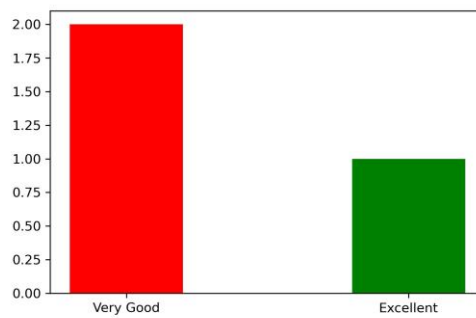
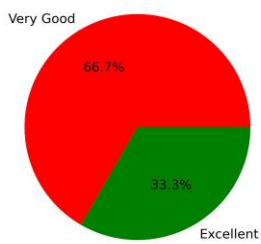
Strongly Agree: 36.11%  
 Agree: 63.89%  
 Disagree: 0.0%  
 Not Sure: 0.0%

---

## Feedback on Facilities

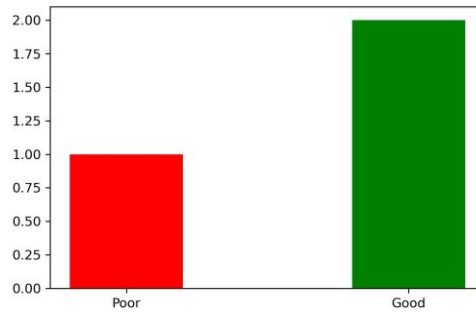
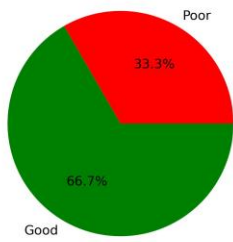
### 1. Laboratory facility

Excellent [4] =33.33% Very Good [3] =66.67% Good [2] =0 Poor [1] =0



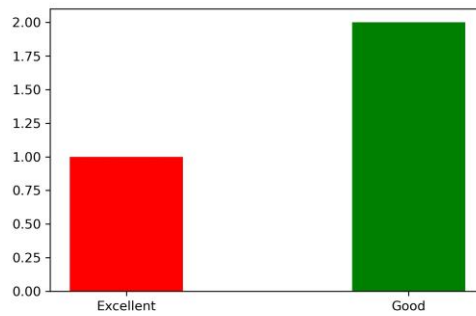
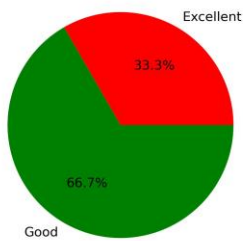
### 2. Library facility

Excellent [4] =0 Very Good [3] =0 Good [2] =66.67% Poor [1] =33.33%



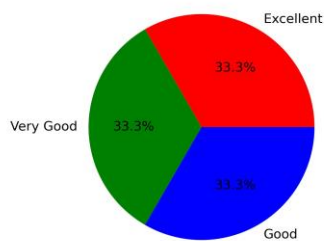
### 3. Hostel facility (if applicable)

Excellent [4] =33.33% Very Good [3] =0 Good [2] =66.67% Poor [1] =0



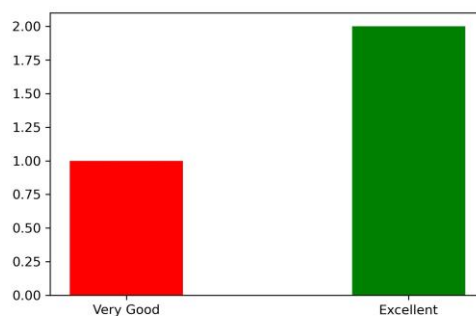
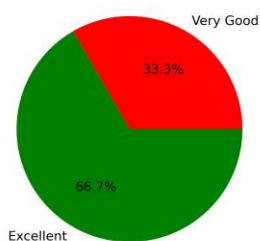
### 4. Sports facility

Excellent [4] =33.33% Very Good [3] =33.33% Good [2] =33.33% Poor [1] =0



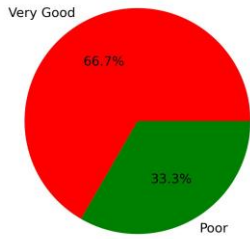
### 5. Water facility

Excellent [4] =66.67% Very Good [3] =33.33% Good [2] =0 Poor [1] =0



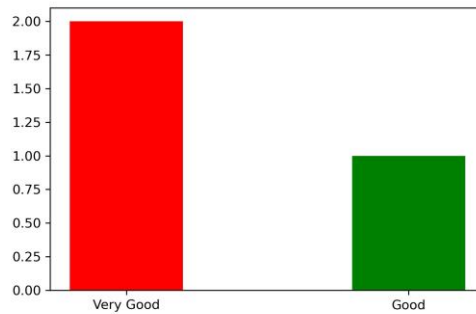
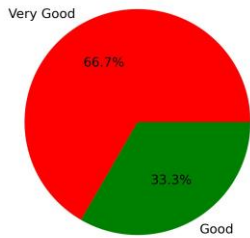
### 6. Cleanliness and Hygiene

Excellent [4] =0 Very Good [3] =66.67% Good [2] =0 Poor [1] =33.33%



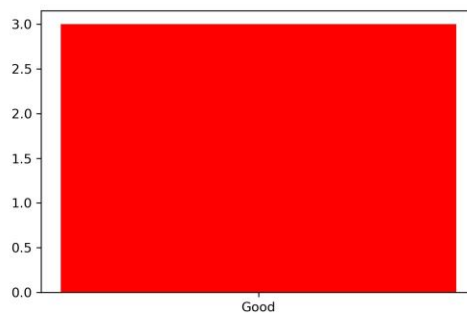
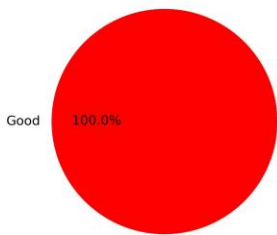
### 7. Canteen facility

Excellent [4] =0 Very Good [3] =66.67% Good [2] =33.33% Poor [1] =0



### 8. Internet facility

Excellent [4] =0 Very Good [3] =0 Good [2] =100.0% Poor [1] =0



---

## Summary

Excellent: 20.83%  
Very Good: 33.33%  
Good: 37.5%  
Poor: 8.33%

---

**This is a computer generated statement and does not require a signature.**