



Semester End Feedback

Academic Year: 2023-24

COMPUTER SCIENCE & DESIGN

(Third Year)

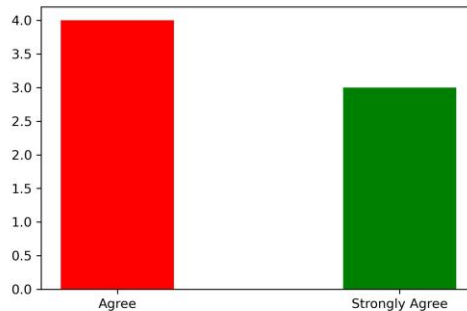
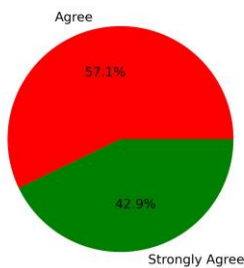
Odd Semester

Feedback on Academics

Total No. of Students participated in the survey: 7

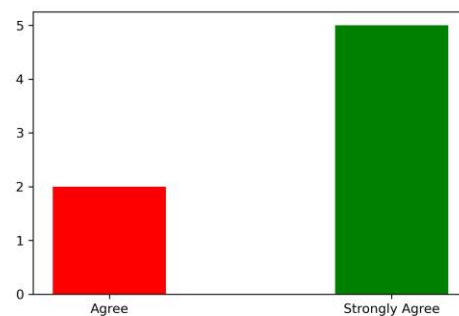
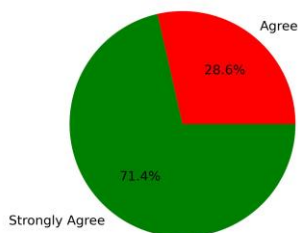
1. Did you acquire any new technical or scientific knowledge?

Strongly Agree [4] =42.86% Agree [3] =57.14% Disagree [2] =0 Not sure [1] =0



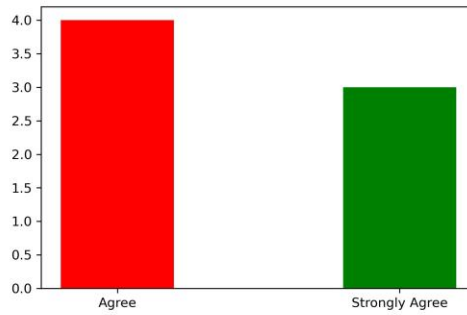
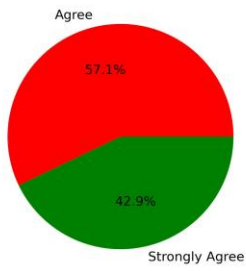
2. Are you able to apply the knowledge and skills you gained in real life problem solving?

Strongly Agree [4] =71.43% Agree [3] =28.57% Disagree [2] =0 Not sure [1] =0



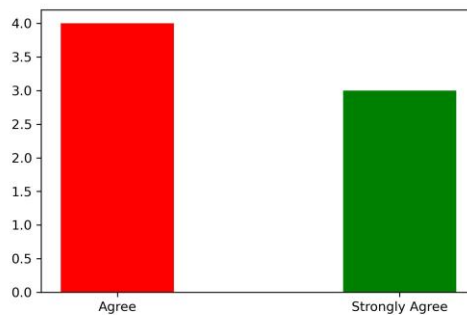
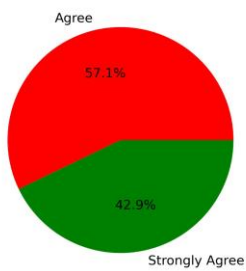
3. Are the subjects you studied relevant to the current industry need? Strongly Agree [4]

=42.86% Agree [3] =57.14% Disagree [2] =0 Not sure [1] =0



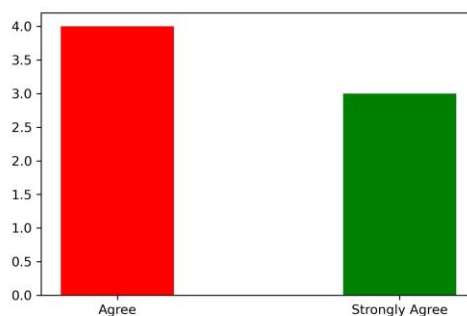
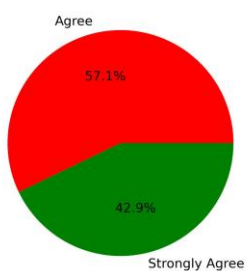
4. Availability and adequacy of modern tools in the laboratories?

Strongly Agree [4] =42.86% Agree [3] =57.14% Disagree [2] =0 Not sure [1] =0



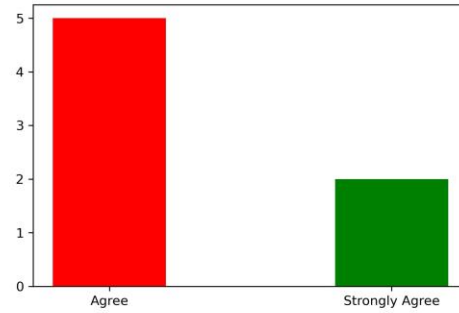
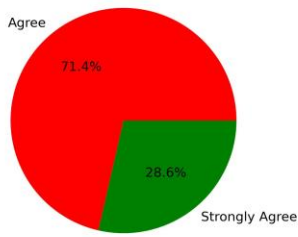
5. Are the experiments/practical prescribed in the subjects/courses helpful for your future?

Strongly Agree [4] =42.86% Agree [3] =57.14% Disagree [2] =0 Not sure [1] =0



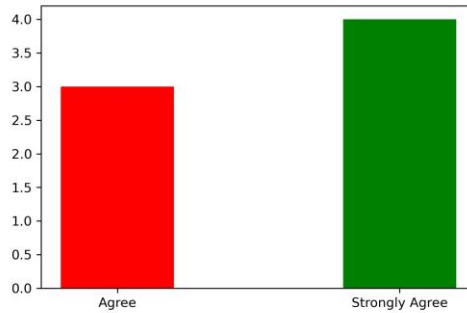
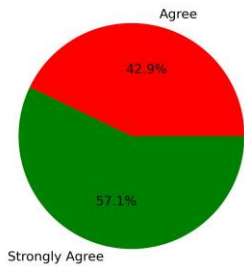
6. How is the mentorship and counselling process in the department?

Strongly Agree [4] =28.57% Agree [3] =71.43% Disagree [2] =0 Not sure [1] =0



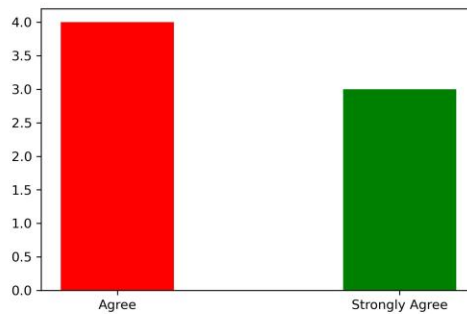
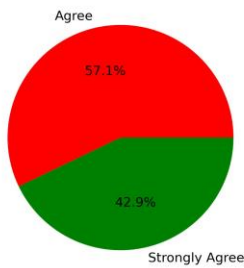
7. How is the overall learning environment?

Strongly Agree [4] =57.14% Agree [3] =42.86% Disagree [2] =0 Not sure [1] =0



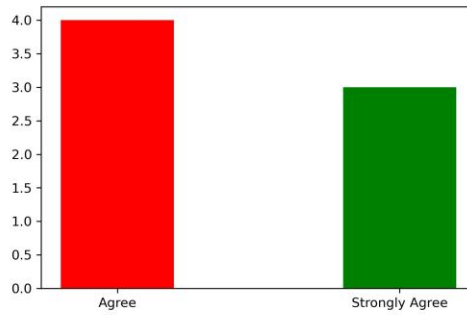
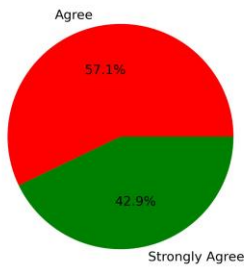
8. Did you improve your communication skill?

Strongly Agree [4] =42.86% Agree [3] =57.14% Disagree [2] =0 Not sure [1] =0



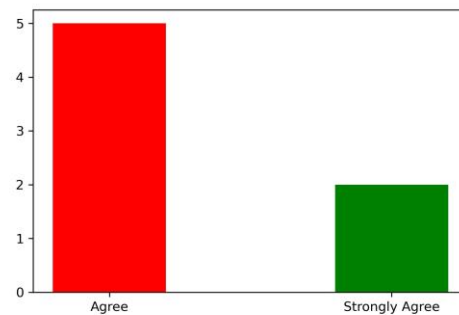
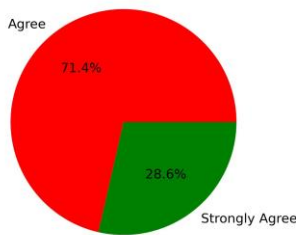
9. Are the teachers able to demonstrate the required knowledge and skills? Strongly Agree [4]

=42.86% Agree [3] =57.14% Disagree [2] =0 Not sure [1] =0



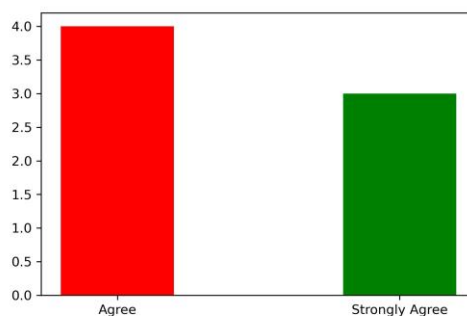
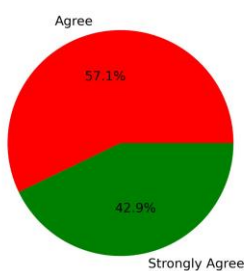
10. Is the pedagogy used by the teachers effective and interesting?

Strongly Agree [4] =28.57% Agree [3] =71.43% Disagree [2] =0 Not sure [1] =0



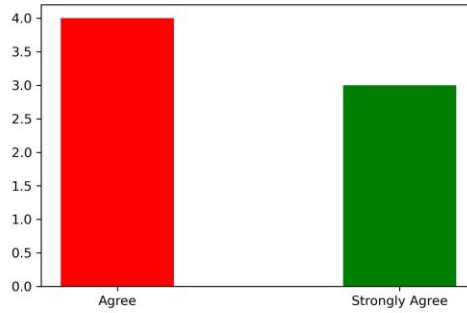
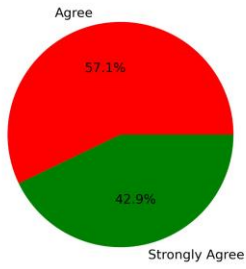
11. Are the opportunities provided for cocurricular and extracurricular activities?

Strongly Agree [4] =42.86% Agree [3] =57.14% Disagree [2] =0 Not sure [1] =0



12. Are events (workshop/seminar/webinar etc.) conducted for the holistic development of the students and to bridge industryacademia gap?

Strongly Agree [4] =42.86% Agree [3] =57.14% Disagree [2] =0 Not sure [1] =0



Summary

Strongly Agree: 44.05%

Agree: 55.95%

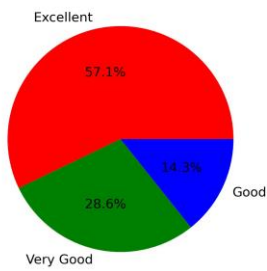
Disagree: 0.0%

Not Sure: 0.0%

Feedback on Facilities

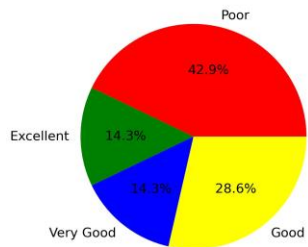
1. Laboratory facility

Excellent [4] =57.14% Very Good [3] =28.57% Good [2] =14.29% Poor [1] =0



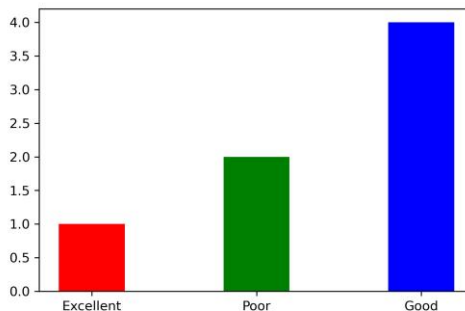
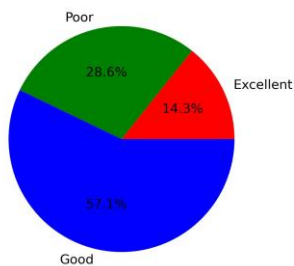
2. Library facility

Excellent [4] =14.29% Very Good [3] =14.29% Good [2] =28.57% Poor [1] =42.86%



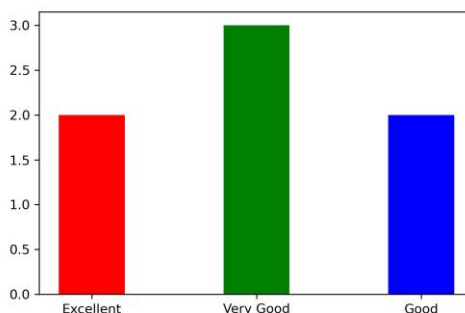
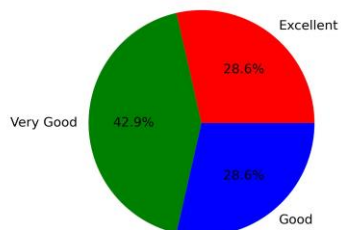
3. Hostel facility (if applicable)

Excellent [4] =14.29% Very Good [3] =0 Good [2] =57.14% Poor [1] =28.57%



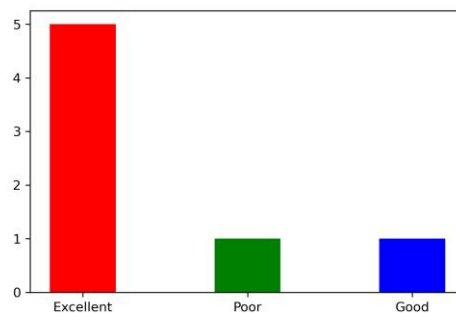
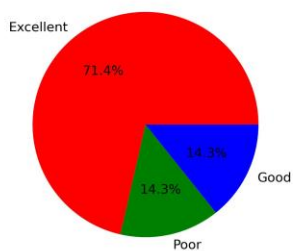
4. Sports facility

Excellent [4] =28.57% Very Good [3] =42.86% Good [2] =28.57% Poor [1] =0



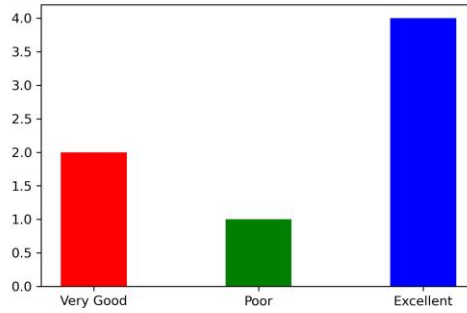
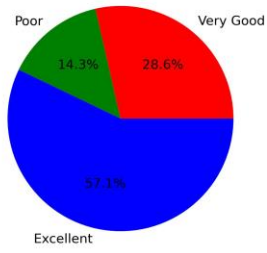
5. Water facility

Excellent [4] =71.43% Very Good [3] =0 Good [2] =14.29% Poor [1] =14.29%



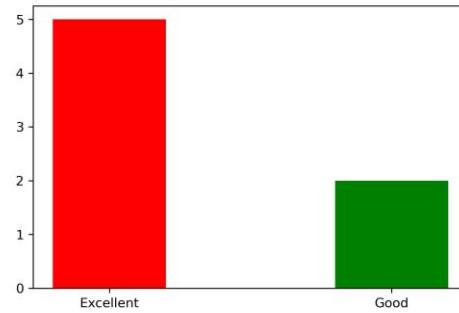
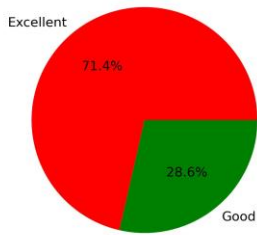
6. Cleanliness and Hygiene

Excellent [4] =57.14% Very Good [3] =28.57% Good [2] =0 Poor [1] =14.29%



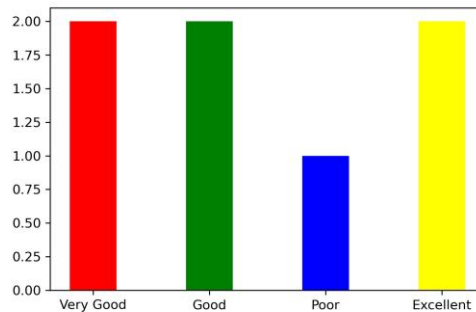
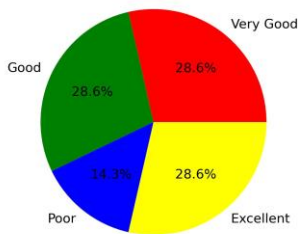
7. Canteen facility

Excellent [4] =71.43% Very Good [3] =0 Good [2] =28.57% Poor [1] =0



8. Internet facility

Excellent [4] =28.57% Very Good [3] =28.57% Good [2] =28.57% Poor [1] =14.29%



Summary

Excellent: 42.86%
 Very Good: 17.86%
 Good: 25.0%
 Poor: 14.29%

This is a computer generated statement and does not require a signature.