



## Semester End Feedback

Academic Year: 2023-24

CSE (ARTIFICIAL INTELLIGENCE & MACHINE LEARNING)

(Third Year)

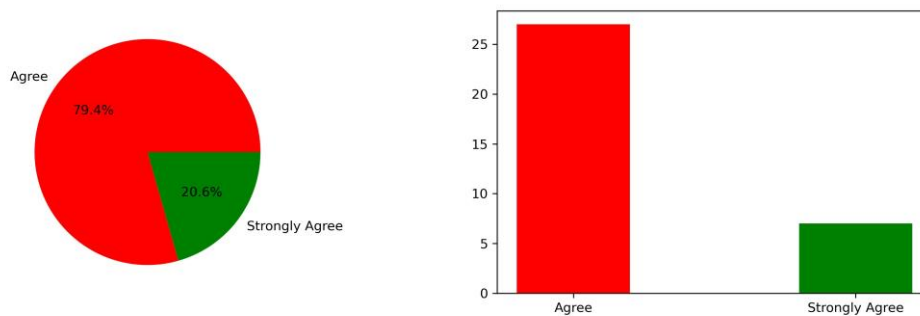
Odd Semester

## Feedback on Academics

Total No. of Students participated in the survey: 34

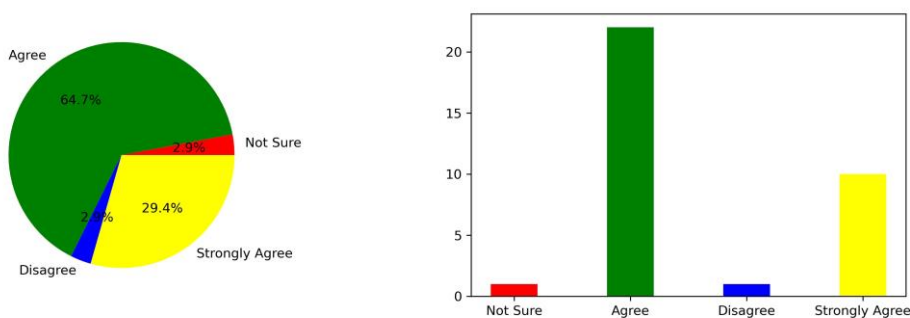
### 1. Did you acquire any new technical or scientific knowledge?

Strongly Agree [4] =20.59% Agree [3] =79.41% Disagree [2] =0 Not sure [1] =0



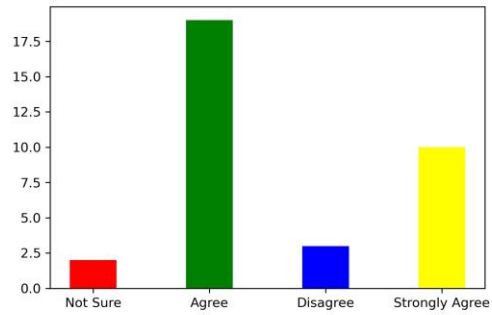
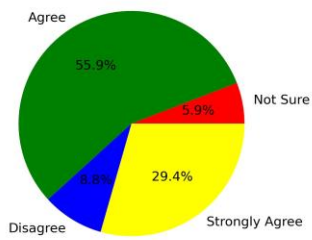
### 2. Are you able to apply the knowledge and skills you gained in real life problem solving?

Strongly Agree [4] =29.41% Agree [3] =64.71% Disagree [2] =2.94% Not sure [1] =2.94%



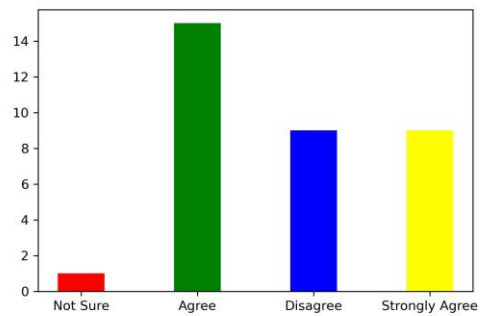
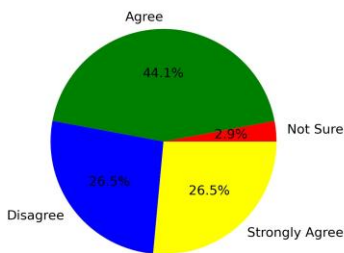
### 3. Are the subjects you studied relevant to the current industry need?

Strongly Agree [4] =29.41% Agree [3] =55.88% Disagree [2] =8.82% Not sure [1] =5.88%



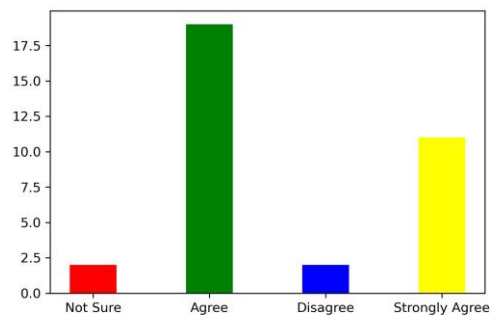
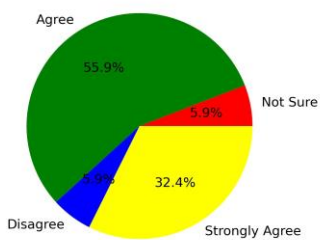
#### 4. Availability and adequacy of modern tools in the laboratories?

Strongly Agree [4] =26.47% Agree [3] =44.12% Disagree [2] =26.47% Not sure [1] =2.94%



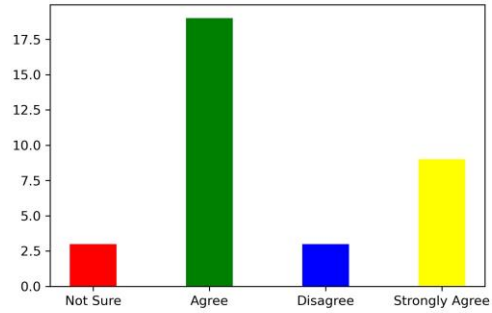
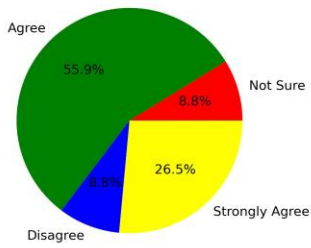
#### 5. Are the experiments/practical prescribed in the subjects/courses helpful for your future?

Strongly Agree [4] =32.35% Agree [3] =55.88% Disagree [2] =5.88% Not sure [1] =5.88%



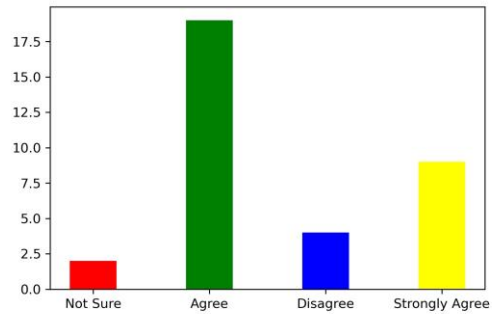
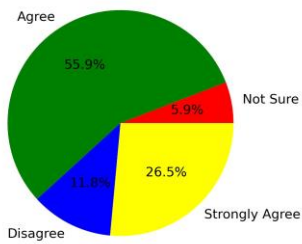
#### 6. How is the mentorship and counselling process in the department?

Strongly Agree [4] =26.47% Agree [3] =55.88% Disagree [2] =8.82% Not sure [1] =8.82%



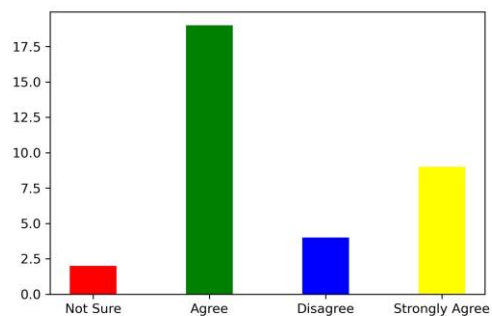
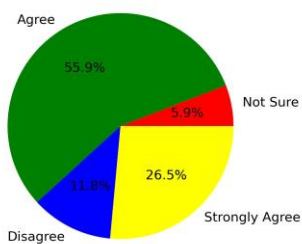
**7. How is the overall learning environment?**

Strongly Agree [4] =26.47% Agree [3] =55.88% Disagree [2] =11.76% Not sure [1] =5.88%



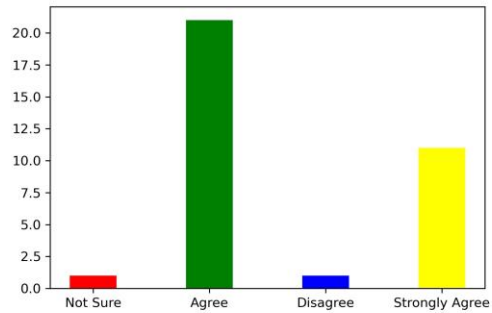
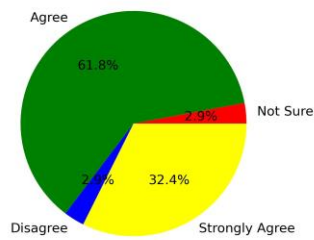
**8. Did you improve your communication skill?**

Strongly Agree [4] =26.47% Agree [3] =55.88% Disagree [2] =11.76% Not sure [1] =5.88%



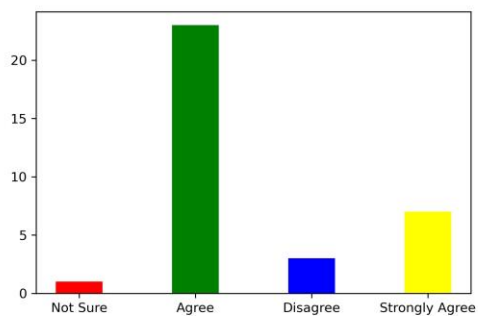
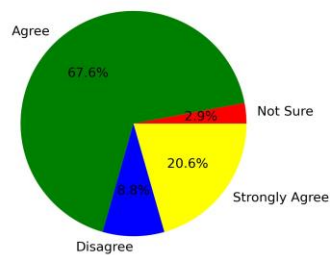
**9. Are the teachers able to demonstrate the required knowledge and skills?**

Strongly Agree [4] =32.35% Agree [3] =61.76% Disagree [2] =2.94% Not sure [1] =2.94%



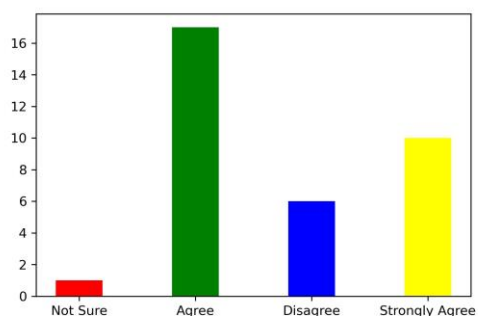
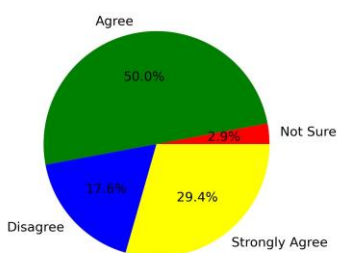
**10. Is the pedagogy used by the teachers effective and interesting?**

Strongly Agree [4] =20.59% Agree [3] =67.65% Disagree [2] =8.82% Not sure [1] =2.94%



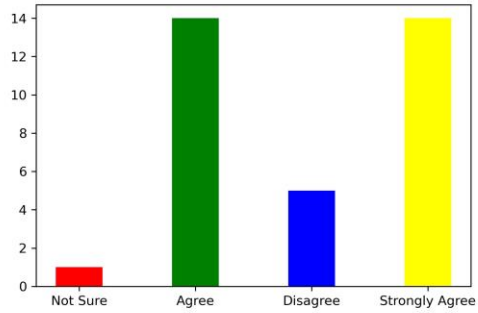
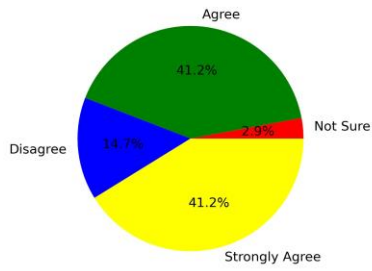
**11. Are the opportunities provided for cocurricular and extracurricular activities?**

Strongly Agree [4] =29.41% Agree [3] =50.0% Disagree [2] =17.65% Not sure [1] =2.94%



**12. Are events (workshop/seminar/webinar etc.) conducted for the holistic development of the students and to bridge industryacademia gap?**

Strongly Agree [4] =41.18% Agree [3] =41.18% Disagree [2] =14.71% Not sure [1] =2.94%



## Summary

Strongly Agree: 28.43%

Agree: 57.35%

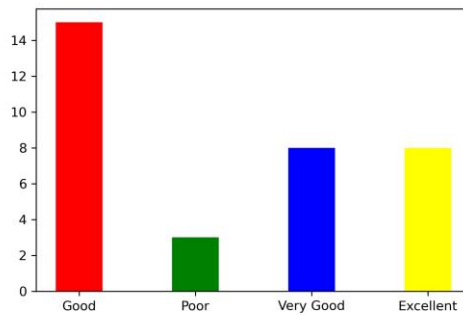
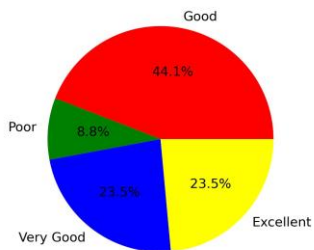
Disagree: 10.05%

Not Sure: 4.17%

## Feedback on Facilities

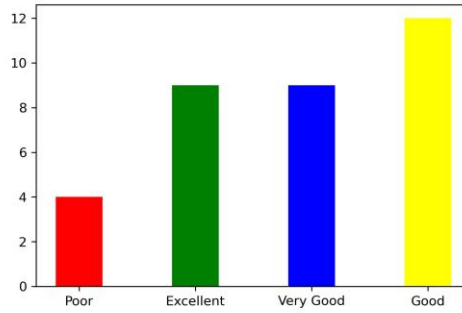
### 1. Laboratory facility

Excellent [4] =23.53% Very Good [3] =23.53% Good [2] =44.12% Poor [1] =8.82%



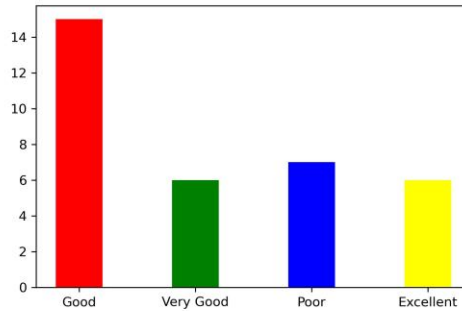
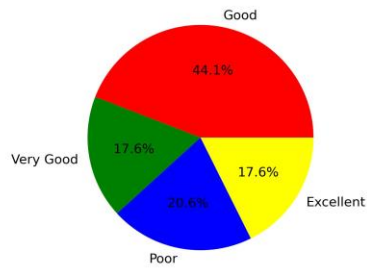
### 2. Library facility

Excellent [4] =26.47% Very Good [3] =26.47% Good [2] =35.29% Poor [1] =11.76%



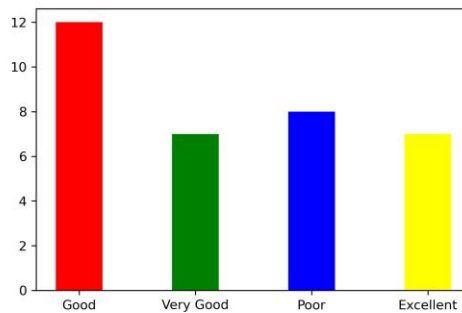
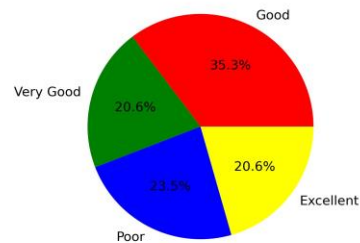
### 3. Hostel facility (if applicable)

Excellent [4] =17.65% Very Good [3] =17.65% Good [2] =44.12% Poor [1] =20.59%



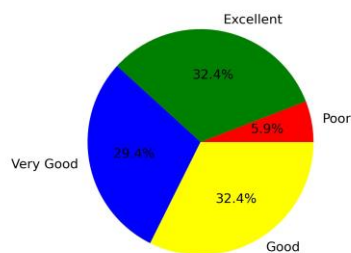
### 4. Sports facility

Excellent [4] =20.59% Very Good [3] =20.59% Good [2] =35.29% Poor [1] =23.53%



### 5. Water facility

Excellent [4] =32.35% Very Good [3] =29.41% Good [2] =32.35% Poor [1] =5.88%



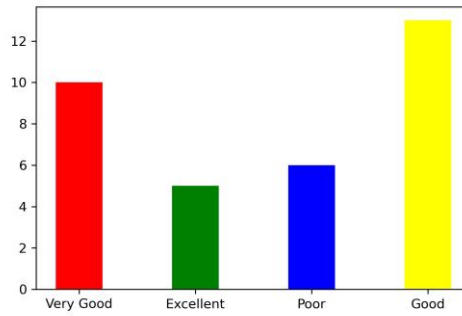
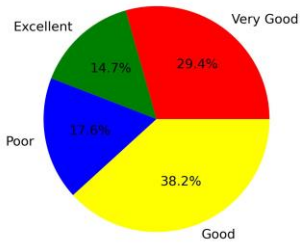
### 6. Cleanliness and Hygiene

Excellent [4] =20.59% Very Good [3] =29.41% Good [2] =38.24% Poor [1] =11.76%



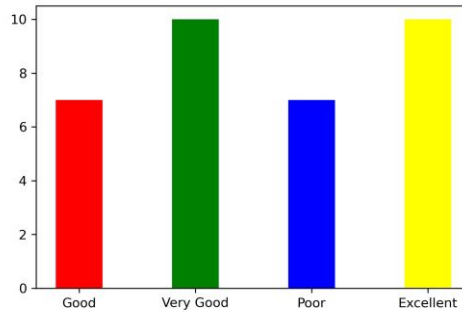
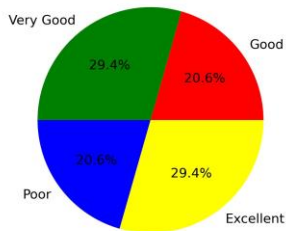
## 7. Canteen facility

Excellent [4] =14.71% Very Good [3] =29.41% Good [2] =38.24% Poor [1] =17.65%



## 8. Internet facility

Excellent [4] =29.41% Very Good [3] =29.41% Good [2] =20.59% Poor [1] =20.59%




---

## Summary

Excellent: 23.16%  
 Very Good: 25.74%  
 Good: 36.03%  
 Poor: 15.07%

---

**This is a computer generated statement and does not require a signature.**