



## Semester End Feedback

Academic Year: 2023-24

### MECHANICAL ENGINEERING

(third Year)

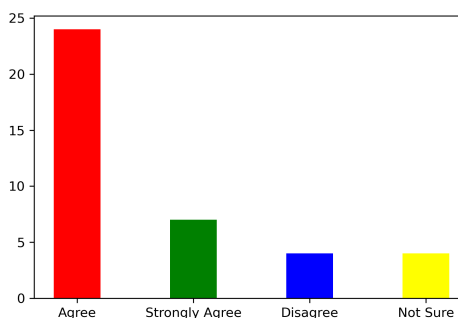
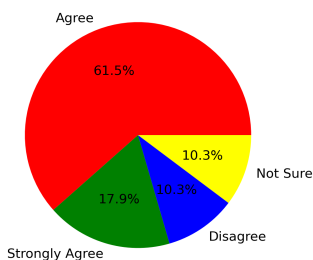
Even Semester

### Feedback on Academics

Total No. of Students participated in the survey: 39

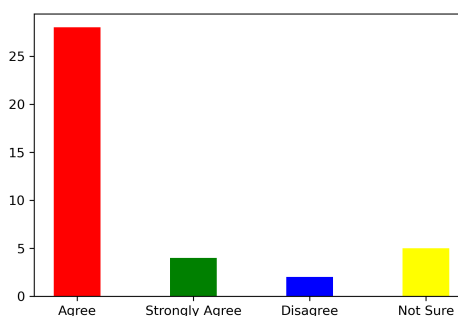
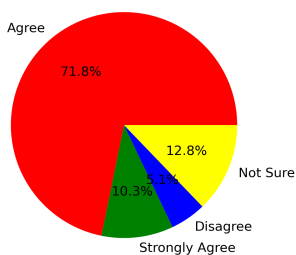
#### 1. Did you acquire any new technical or scientific knowledge?

Strongly Agree [4] =17.95% Agree [3] =61.54% Disagree [2] =10.26% Not sure [1] =10.26%



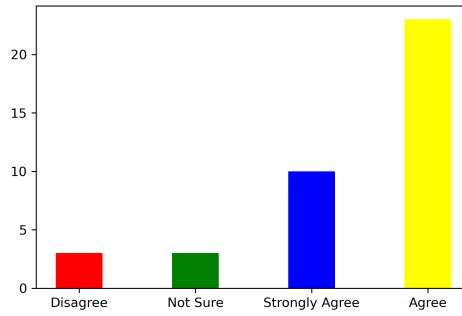
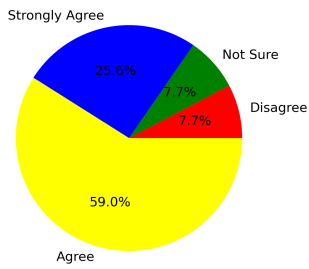
#### 2. Are you able to apply the knowledge and skills you gained in real life problem solving?

Strongly Agree [4] =10.26% Agree [3] =71.79% Disagree [2] =5.13% Not sure [1] =12.82%



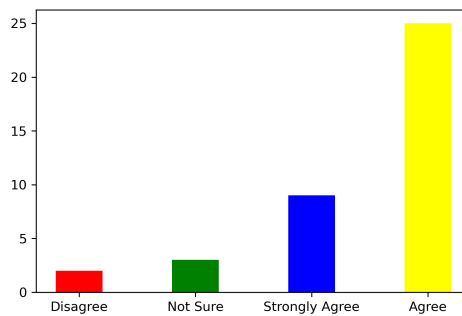
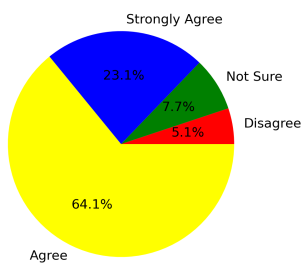
#### 3. Are the subjects you studied relevant to the current industry need?

Strongly Agree [4] =25.64% Agree [3] =58.97% Disagree [2] =7.69% Not sure [1] =7.69%



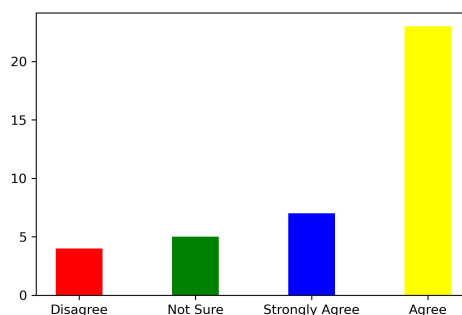
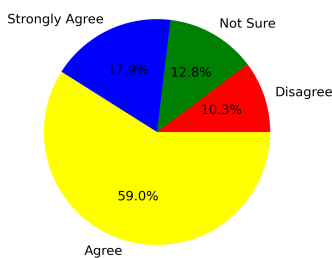
#### 4. Availability and adequacy of modern tools in the laboratories?

Strongly Agree [4] =23.08% Agree [3] =64.1% Disagree [2] =5.13% Not sure [1] =7.69%



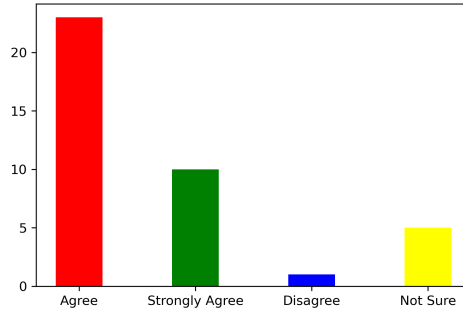
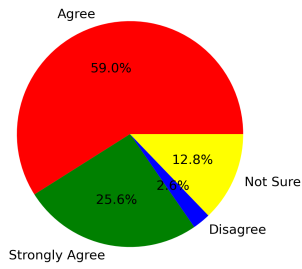
#### 5. Are the experiments/practical prescribed in the subjects/courses helpful for your future?

Strongly Agree [4] =17.95% Agree [3] =58.97% Disagree [2] =10.26% Not sure [1] =12.82%



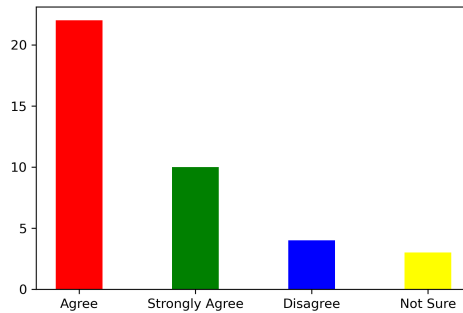
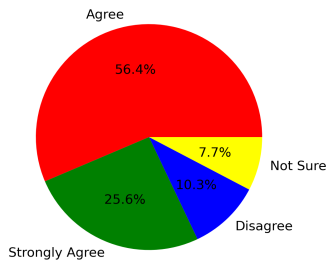
#### 6. How is the mentorship and counselling process in the department?

Strongly Agree [4] =25.64% Agree [3] =58.97% Disagree [2] =2.56% Not sure [1] =12.82%



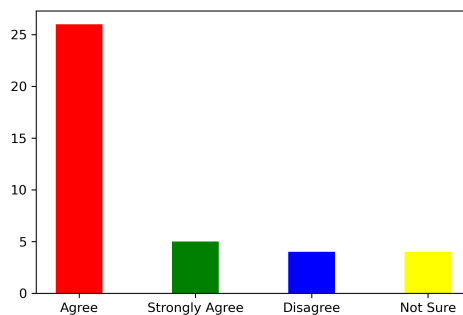
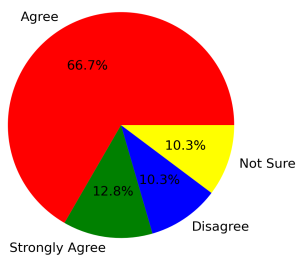
### 7. How is the overall learning environment?

Strongly Agree [4] =25.64% Agree [3] =56.41% Disagree [2] =10.26% Not sure [1] =7.69%



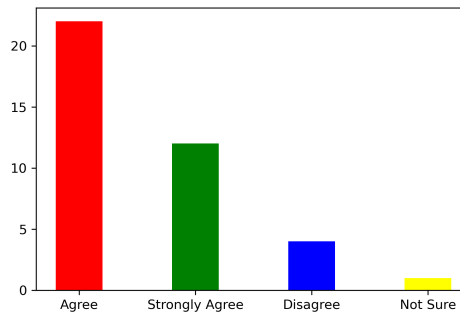
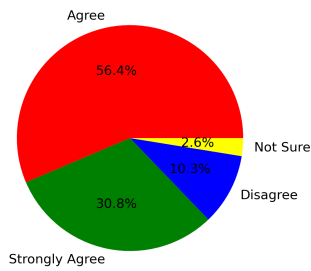
### 8. Did you improve your communication skill?

Strongly Agree [4] =12.82% Agree [3] =66.67% Disagree [2] =10.26% Not sure [1] =10.26%



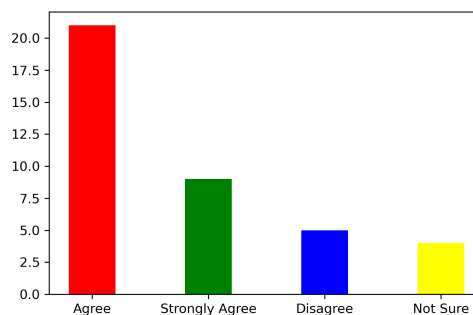
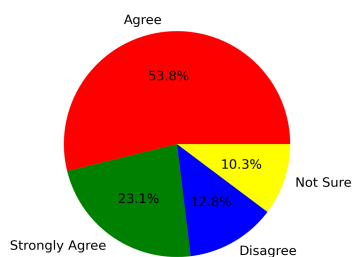
### 9. Are the teachers able to demonstrate the required knowledge and skills?

Strongly Agree [4] =30.77% Agree [3] =56.41% Disagree [2] =10.26% Not sure [1] =2.56%



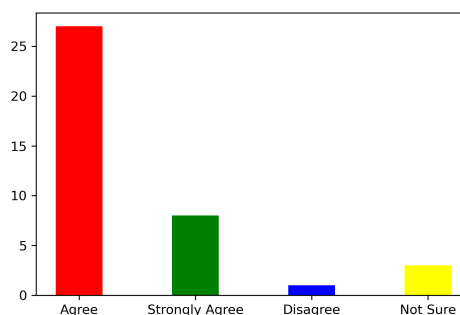
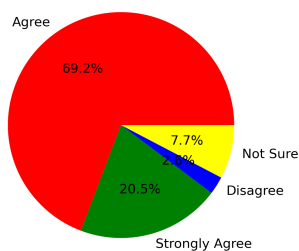
**10. Is the pedagogy used by the teachers effective and interesting?**

Strongly Agree [4] =23.08% Agree [3] =53.85% Disagree [2] =12.82% Not sure [1] =10.26%



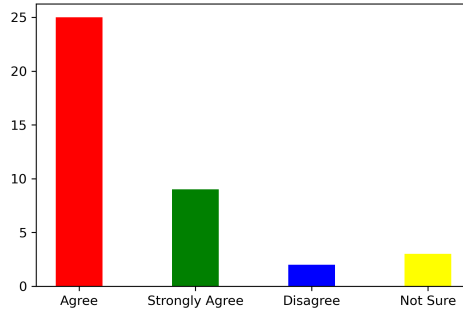
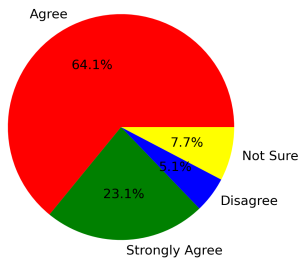
**11. Are the opportunities provided for cocurricular and extracurricular activities?**

Strongly Agree [4] =20.51% Agree [3] =69.23% Disagree [2] =2.56% Not sure [1] =7.69%



**12. Are events (workshop/seminar/webinar etc.) conducted for the holistic development of the students and to bridge industry-academia gap?**

Strongly Agree [4] =23.08% Agree [3] =64.1% Disagree [2] =5.13% Not sure [1] =7.69%



## Summary

Strongly Agree: 21.37%

Agree: 61.75%

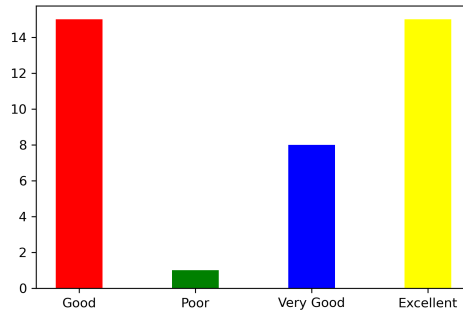
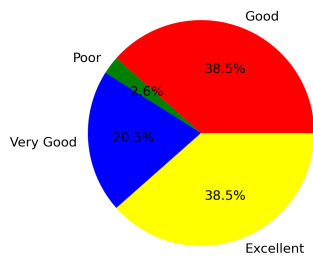
Disagree: 7.69%

Not Sure: 9.19%

## Feedback on Facilities

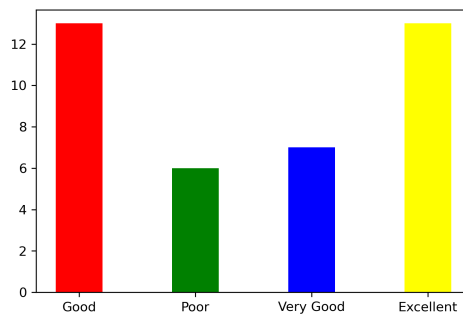
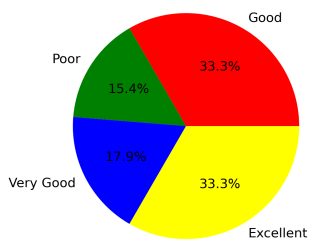
### 1. Laboratory facility

Excellent [4] =38.46% Very Good [3] =20.51% Good [2] =38.46% Poor [1] =2.56%



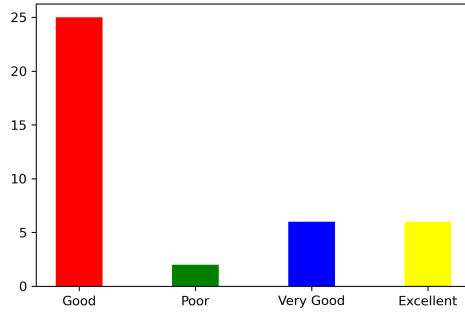
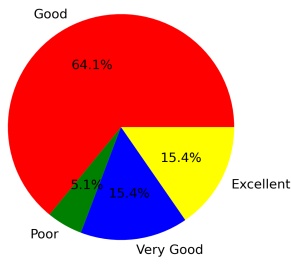
### 2. Library facility

Excellent [4] =33.33% Very Good [3] =17.95% Good [2] =33.33% Poor [1] =15.38%



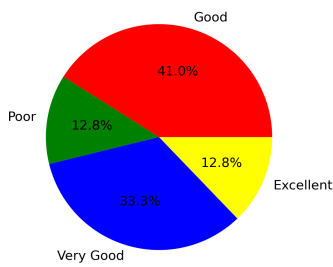
### 3. Hostel facility (if applicable)

Excellent [4] =15.38% Very Good [3] =15.38% Good [2] =64.1% Poor [1] =5.13%



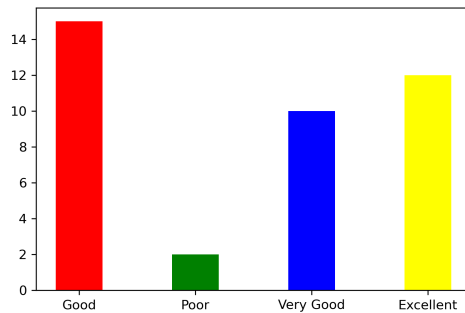
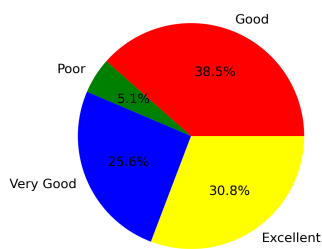
### 4. Sports facility

Excellent [4] =12.82% Very Good [3] =33.33% Good [2] =41.03% Poor [1] =12.82%



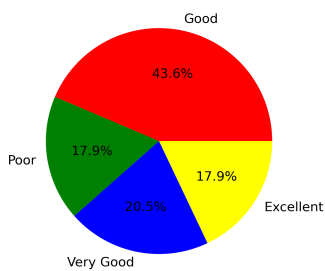
### 5. Water facility

Excellent [4] =30.77% Very Good [3] =25.64% Good [2] =38.46% Poor [1] =5.13%



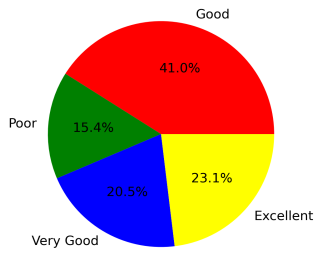
### 6. Cleanliness and Hygiene

Excellent [4] =17.95% Very Good [3] =20.51% Good [2] =43.59% Poor [1] =17.95%



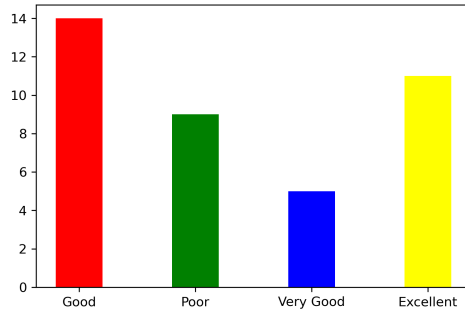
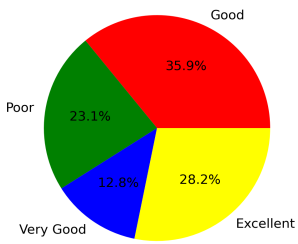
### 7. Canteen facility

Excellent [4] =23.08% Very Good [3] =20.51% Good [2] =41.03% Poor [1] =15.38%



### 8. Internet facility

Excellent [4] =28.21% Very Good [3] =12.82% Good [2] =35.9% Poor [1] =23.08%



---

### Summary

Excellent: 25.0%  
Very Good: 20.83%  
Good: 41.99%  
Poor: 12.18%

---

**This is a computer generated statement and does not require a signature.**