



Semester End Feedback

Academic Year: 2023-24

INFORMATION TECHNOLOGY

(third Year)

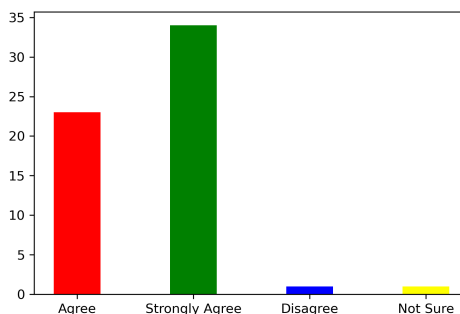
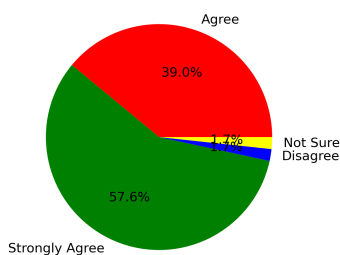
Even Semester

Feedback on Academics

Total No. of Students participated in the survey: 59

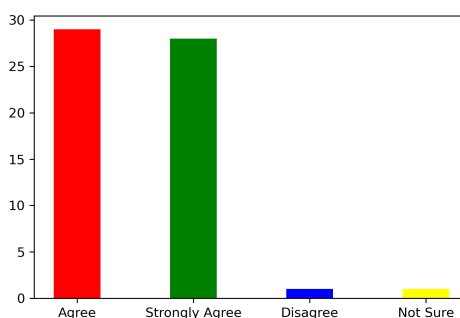
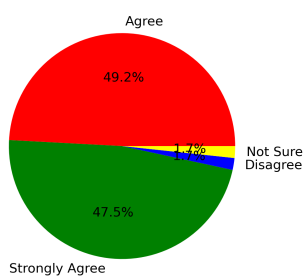
1. Did you acquire any new technical or scientific knowledge?

Strongly Agree [4] =57.63% Agree [3] =38.98% Disagree [2] =1.69% Not sure [1] =1.69%



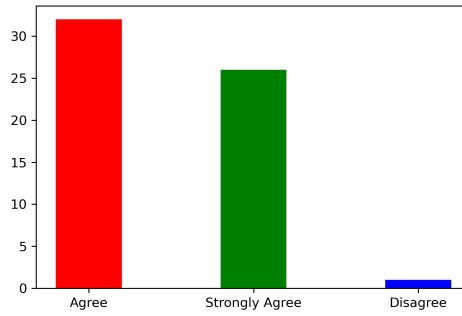
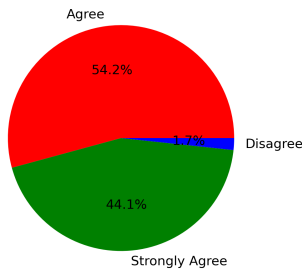
2. Are you able to apply the knowledge and skills you gained in real life problem solving?

Strongly Agree [4] =47.46% Agree [3] =49.15% Disagree [2] =1.69% Not sure [1] =1.69%



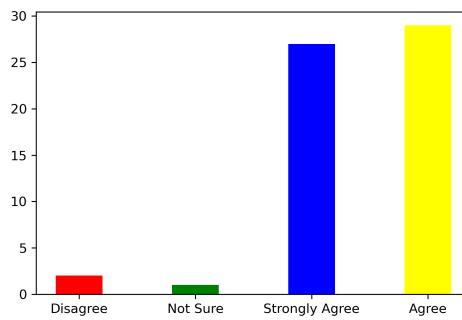
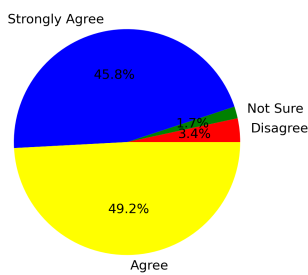
3. Are the subjects you studied relevant to the current industry need?

Strongly Agree [4] =44.07% Agree [3] =54.24% Disagree [2] =1.69% Not sure [1] =0



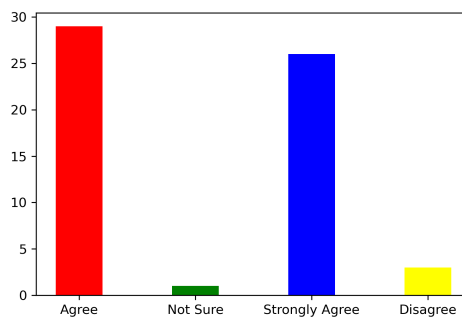
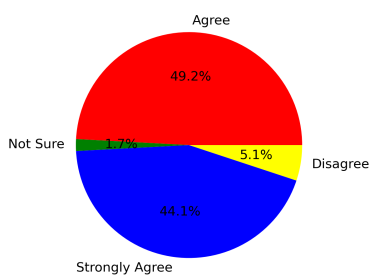
4. Availability and adequacy of modern tools in the laboratories?

Strongly Agree [4] =45.76% Agree [3] =49.15% Disagree [2] =3.39% Not sure [1] =1.69%



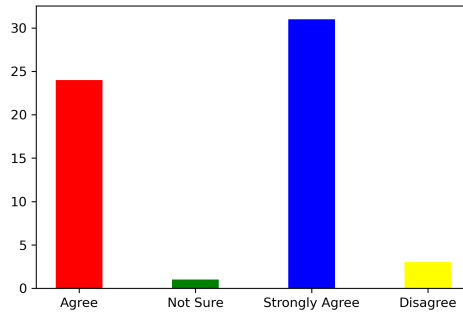
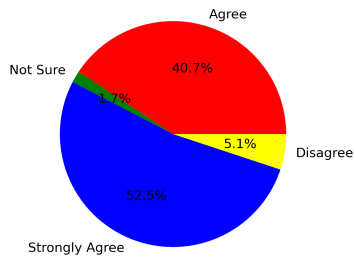
5. Are the experiments/practical prescribed in the subjects/courses helpful for your future?

Strongly Agree [4] =44.07% Agree [3] =49.15% Disagree [2] =5.08% Not sure [1] =1.69%



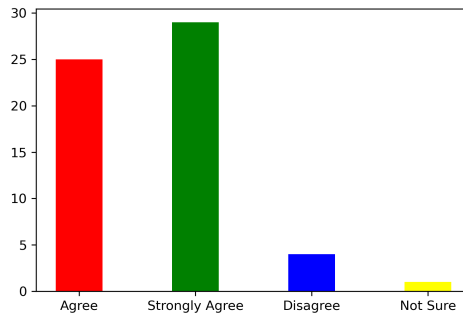
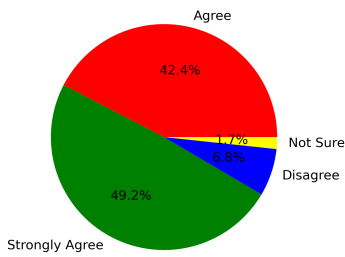
6. How is the mentorship and counselling process in the department?

Strongly Agree [4] =52.54% Agree [3] =40.68% Disagree [2] =5.08% Not sure [1] =1.69%



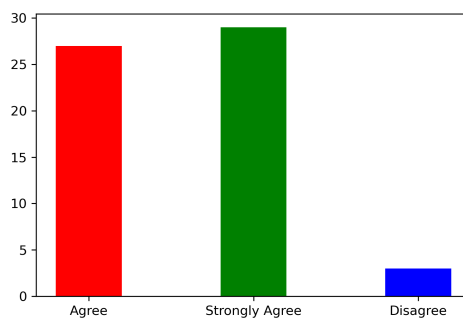
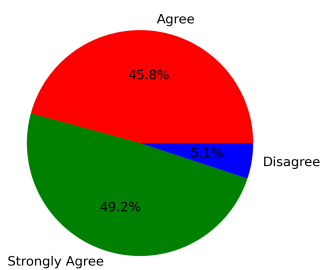
7. How is the overall learning environment?

Strongly Agree [4] =49.15% Agree [3] =42.37% Disagree [2] =6.78% Not sure [1] =1.69%



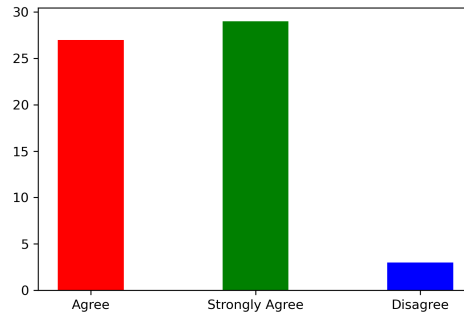
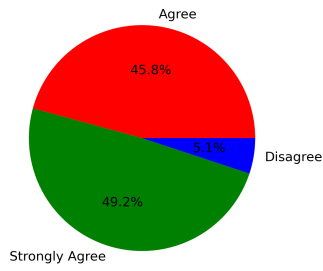
8. Did you improve your communication skill?

Strongly Agree [4] =49.15% Agree [3] =45.76% Disagree [2] =5.08% Not sure [1] =0



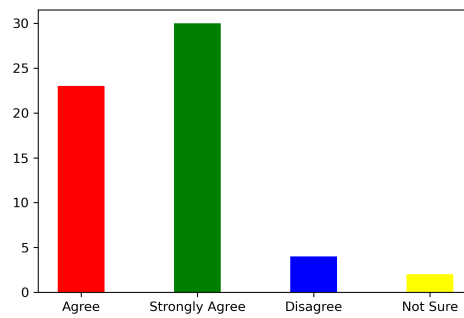
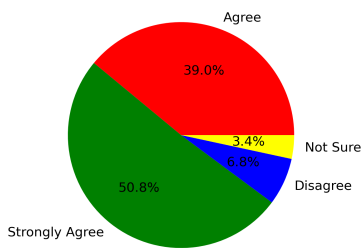
9. Are the teachers able to demonstrate the required knowledge and skills?

Strongly Agree [4] =49.15% Agree [3] =45.76% Disagree [2] =5.08% Not sure [1] =0



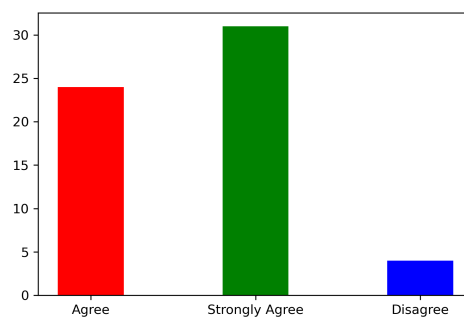
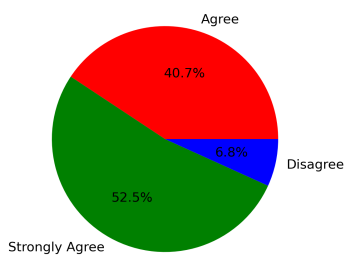
10. Is the pedagogy used by the teachers effective and interesting?

Strongly Agree [4] =50.85% Agree [3] =38.98% Disagree [2] =6.78% Not sure [1] =3.39%



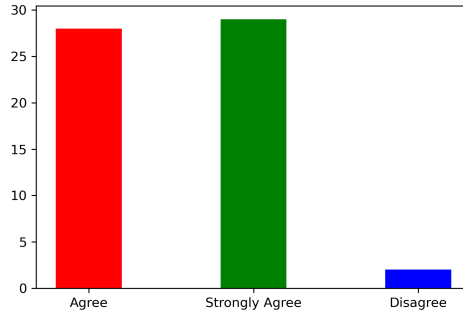
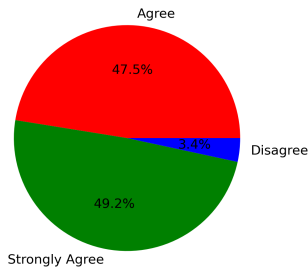
11. Are the opportunities provided for cocurricular and extracurricular activities?

Strongly Agree [4] =52.54% Agree [3] =40.68% Disagree [2] =6.78% Not sure [1] =0



12. Are events (workshop/seminar/webinar etc.) conducted for the holistic development of the students and to bridge industry-academia gap?

Strongly Agree [4] =49.15% Agree [3] =47.46% Disagree [2] =3.39% Not sure [1] =0



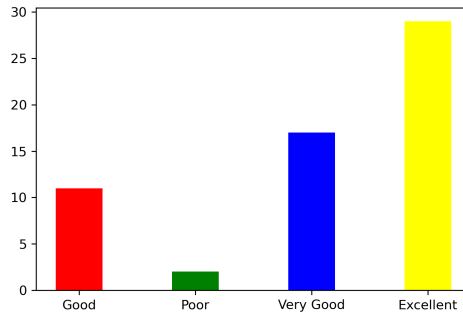
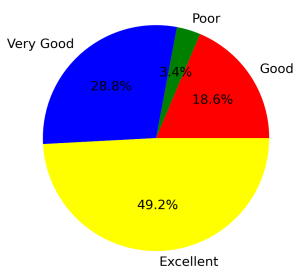
Summary

Strongly Agree: 49.29%
 Agree: 45.2%
 Disagree: 4.38%
 Not Sure: 1.13%

Feedback on Facilities

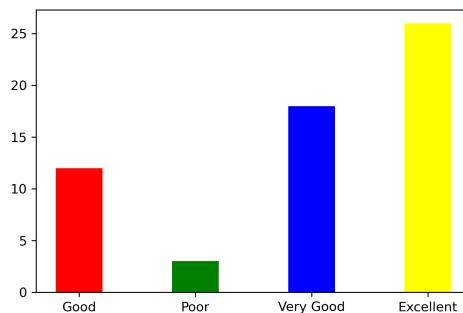
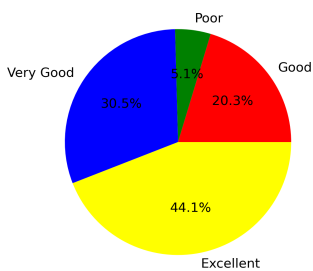
1. Laboratory facility

Excellent [4] =49.15% Very Good [3] =28.81% Good [2] =18.64% Poor [1] =3.39%



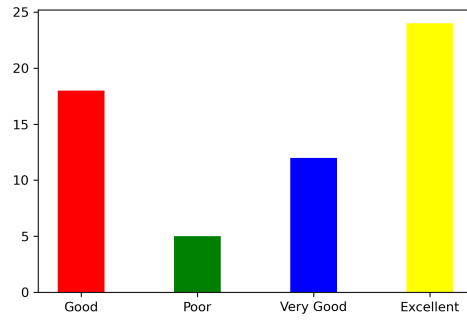
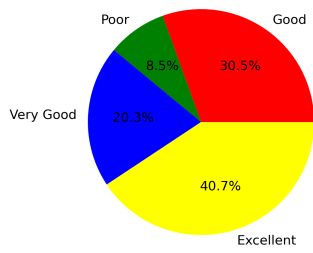
2. Library facility

Excellent [4] =44.07% Very Good [3] =30.51% Good [2] =20.34% Poor [1] =5.08%



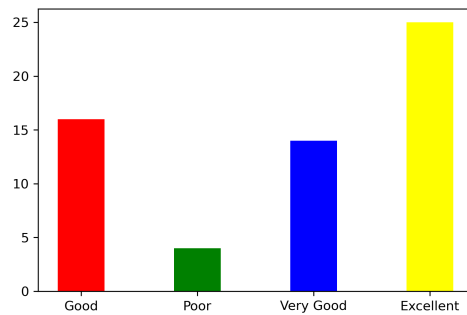
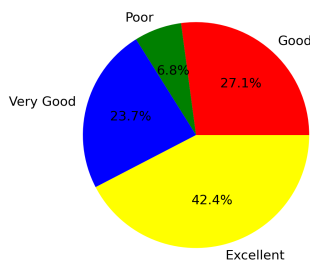
3. Hostel facility (if applicable)

Excellent [4] =40.68% Very Good [3] =20.34% Good [2] =30.51% Poor [1] =8.47%



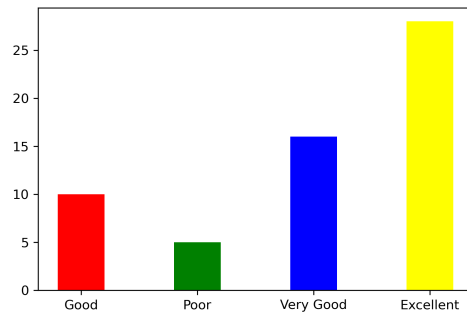
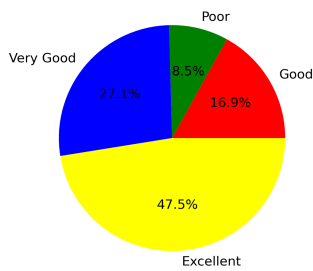
4. Sports facility

Excellent [4] =42.37% Very Good [3] =23.73% Good [2] =27.12% Poor [1] =6.78%



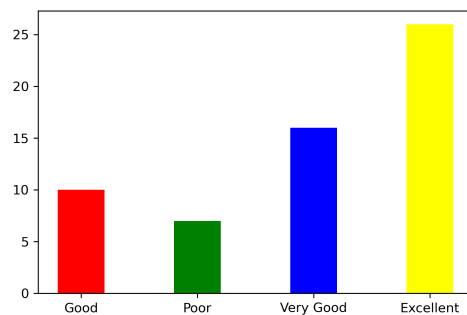
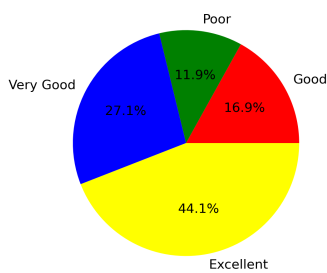
5. Water facility

Excellent [4] =47.46% Very Good [3] =27.12% Good [2] =16.95% Poor [1] =8.47%



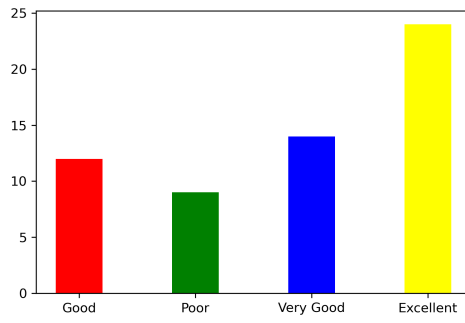
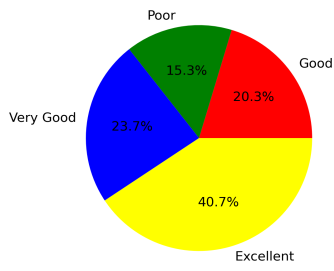
6. Cleanliness and Hygiene

Excellent [4] =44.07% Very Good [3] =27.12% Good [2] =16.95% Poor [1] =11.86%



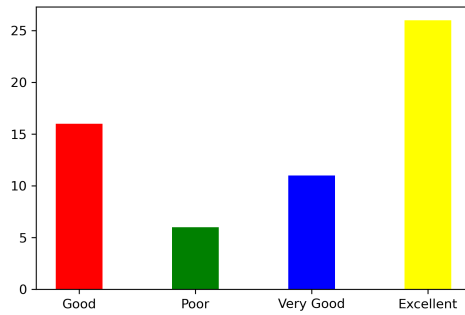
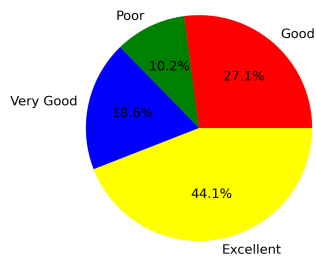
7. Canteen facility

Excellent [4] =40.68% Very Good [3] =23.73% Good [2] =20.34% Poor [1] =15.25%



8. Internet facility

Excellent [4] =44.07% Very Good [3] =18.64% Good [2] =27.12% Poor [1] =10.17%



Summary

Excellent: 44.07%
Very Good: 25.0%
Good: 22.25%
Poor: 8.69%

This is a computer generated statement and does not require a signature.