



Semester End Feedback

Academic Year: 2023-24

ELECTRICAL ENGINEERING

(third Year)

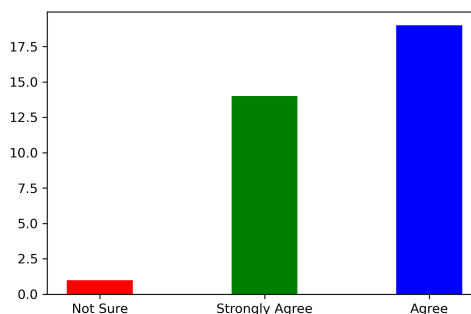
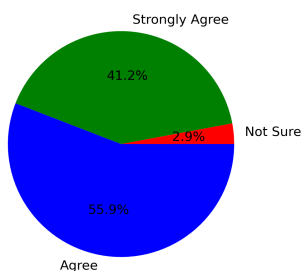
Even Semester

Feedback on Academics

Total No. of Students participated in the survey: 34

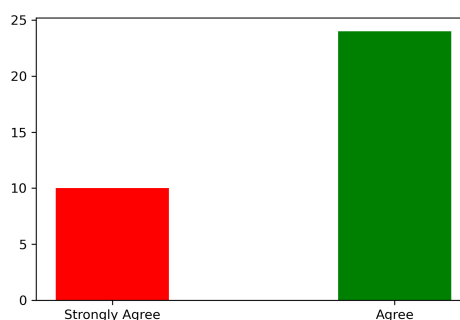
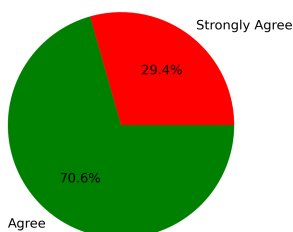
1. Did you acquire any new technical or scientific knowledge?

Strongly Agree [4] =41.18% Agree [3] =55.88% Disagree [2] =0 Not sure [1] =2.94%



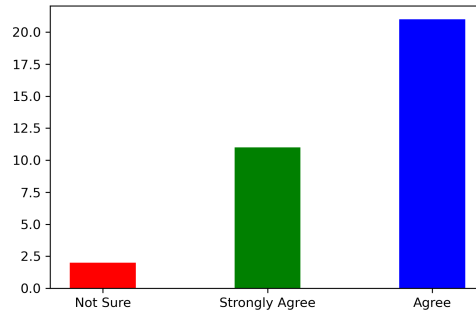
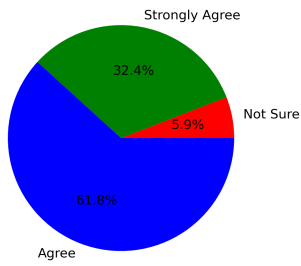
2. Are you able to apply the knowledge and skills you gained in real life problem solving?

Strongly Agree [4] =29.41% Agree [3] =70.59% Disagree [2] =0 Not sure [1] =0



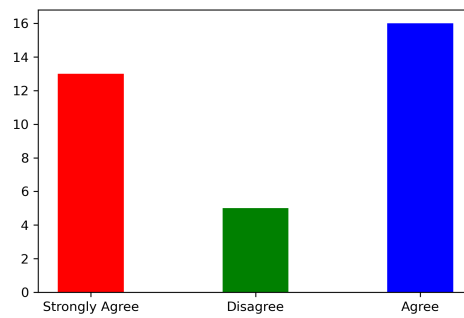
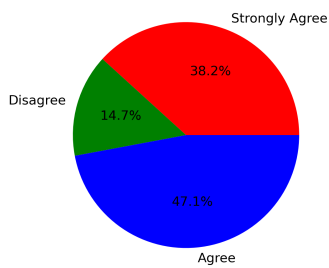
3. Are the subjects you studied relevant to the current industry need?

Strongly Agree [4] =32.35% Agree [3] =61.76% Disagree [2] =0 Not sure [1] =5.88%



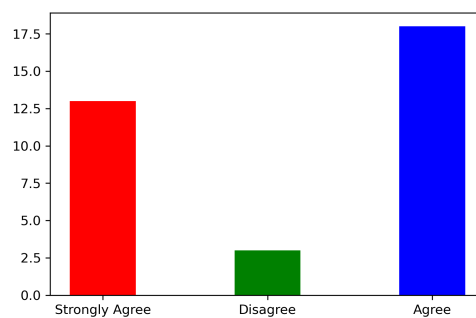
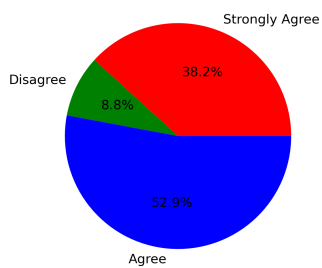
4. Availability and adequacy of modern tools in the laboratories?

Strongly Agree [4] =38.24% Agree [3] =47.06% Disagree [2] =14.71% Not sure [1] =0



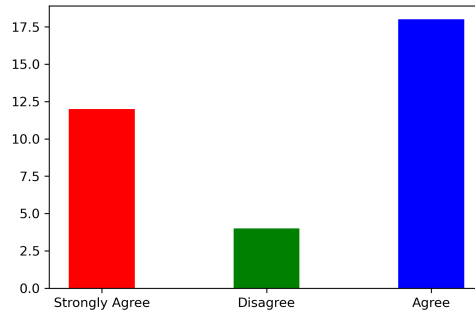
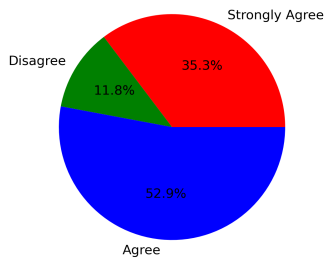
5. Are the experiments/practical prescribed in the subjects/courses helpful for your future?

Strongly Agree [4] =38.24% Agree [3] =52.94% Disagree [2] =8.82% Not sure [1] =0



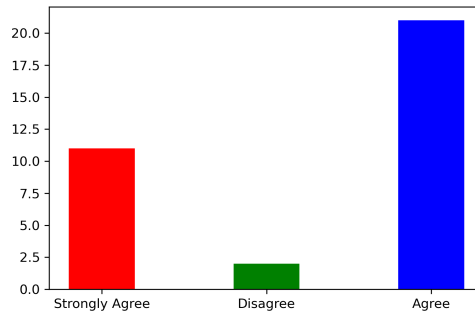
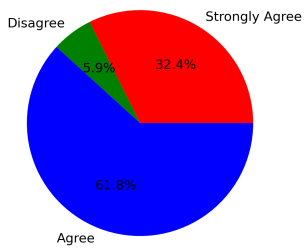
6. How is the mentorship and counselling process in the department?

Strongly Agree [4] =35.29% Agree [3] =52.94% Disagree [2] =11.76% Not sure [1] =0



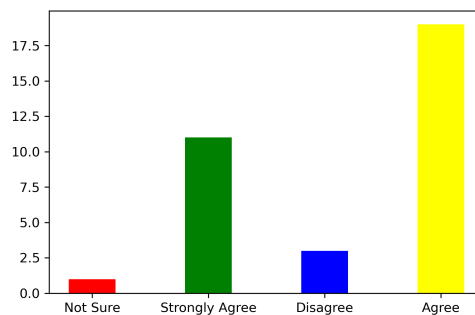
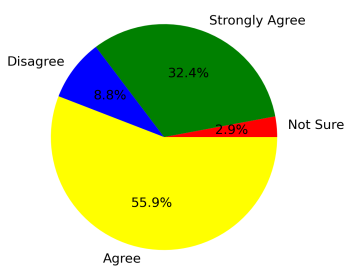
7. How is the overall learning environment?

Strongly Agree [4] =32.35% Agree [3] =61.76% Disagree [2] =5.88% Not sure [1] =0



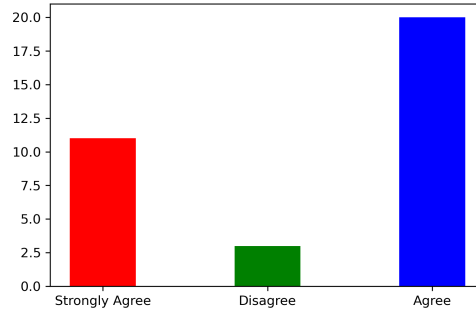
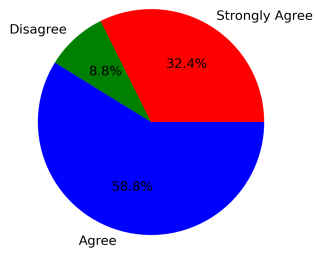
8. Did you improve your communication skill?

Strongly Agree [4] =32.35% Agree [3] =55.88% Disagree [2] =8.82% Not sure [1] =2.94%



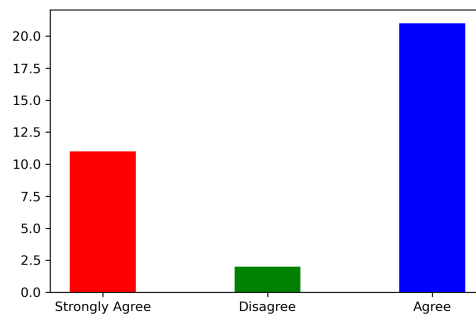
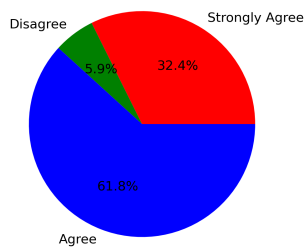
9. Are the teachers able to demonstrate the required knowledge and skills?

Strongly Agree [4] =32.35% Agree [3] =58.82% Disagree [2] =8.82% Not sure [1] =0



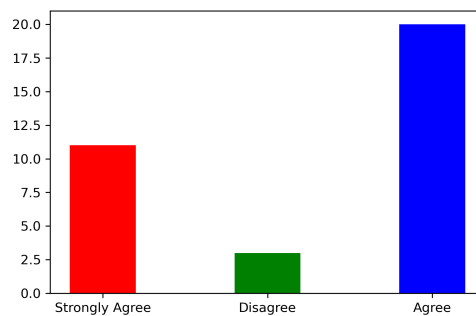
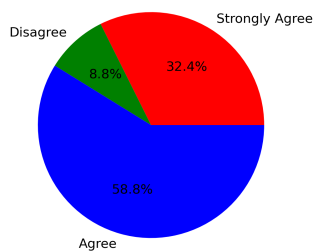
10. Is the pedagogy used by the teachers effective and interesting?

Strongly Agree [4] =32.35% Agree [3] =61.76% Disagree [2] =5.88% Not sure [1] =0



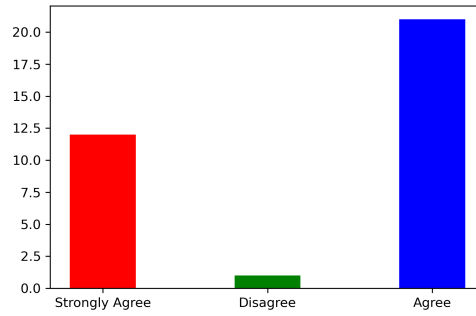
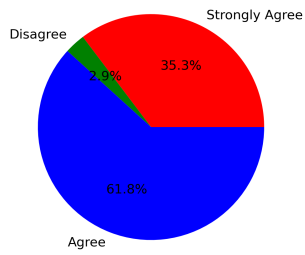
11. Are the opportunities provided for cocurricular and extracurricular activities?

Strongly Agree [4] =32.35% Agree [3] =58.82% Disagree [2] =8.82% Not sure [1] =0



12. Are events (workshop/seminar/webinar etc.) conducted for the holistic development of the students and to bridge industry-academia gap?

Strongly Agree [4] =35.29% Agree [3] =61.76% Disagree [2] =2.94% Not sure [1] =0



Summary

Strongly Agree: 34.31%

Agree: 58.33%

Disagree: 6.37%

Not Sure: 0.98%

Feedback on Facilities

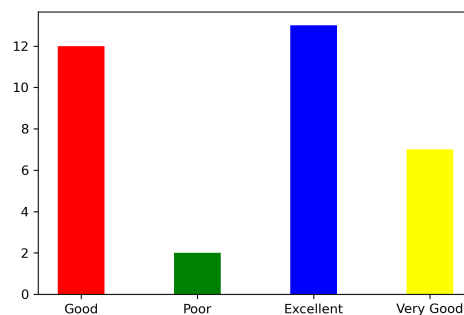
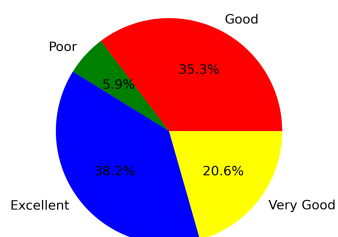
1. Laboratory facility

Excellent [4] =41.18% Very Good [3] =17.65% Good [2] =29.41% Poor [1] =11.76%



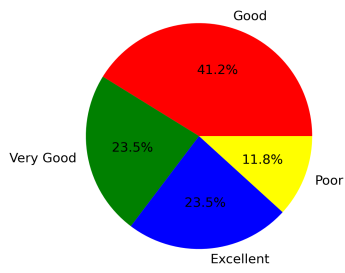
2. Library facility

Excellent [4] =38.24% Very Good [3] =20.59% Good [2] =35.29% Poor [1] =5.88%



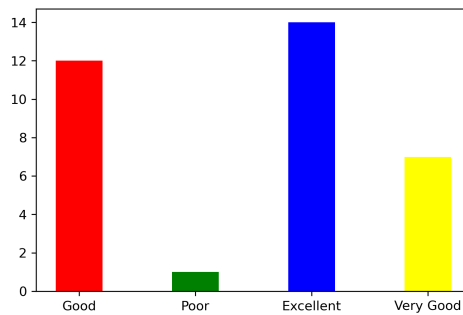
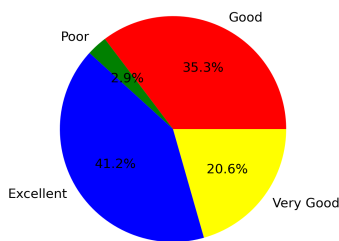
3. Hostel facility (if applicable)

Excellent [4] =23.53% Very Good [3] =23.53% Good [2] =41.18% Poor [1] =11.76%



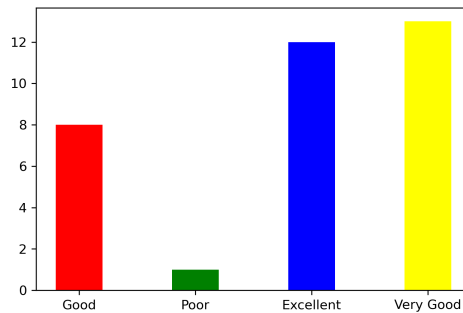
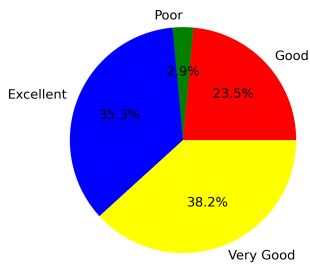
4. Sports facility

Excellent [4] =41.18% Very Good [3] =20.59% Good [2] =35.29% Poor [1] =2.94%



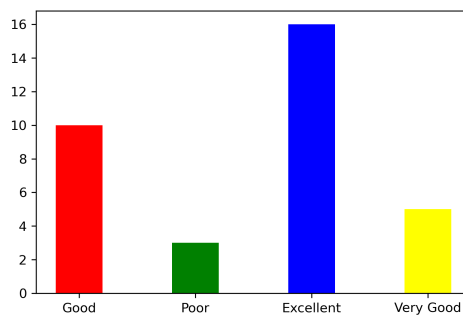
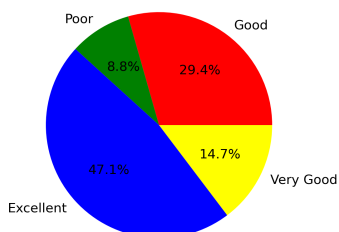
5. Water facility

Excellent [4] =35.29% Very Good [3] =38.24% Good [2] =23.53% Poor [1] =2.94%



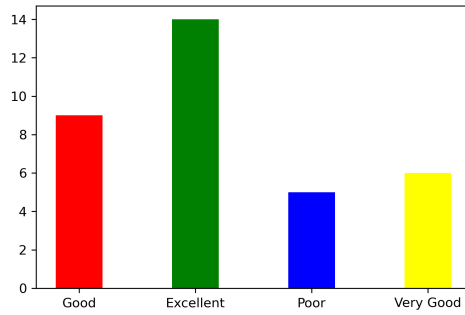
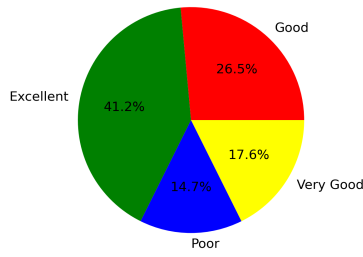
6. Cleanliness and Hygiene

Excellent [4] =47.06% Very Good [3] =14.71% Good [2] =29.41% Poor [1] =8.82%



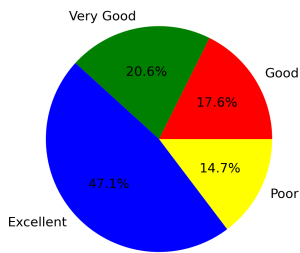
7. Canteen facility

Excellent [4] =41.18% Very Good [3] =17.65% Good [2] =26.47% Poor [1] =14.71%



8. Internet facility

Excellent [4] =47.06% Very Good [3] =20.59% Good [2] =17.65% Poor [1] =14.71%



Summary

Excellent: 39.34%
Very Good: 21.69%
Good: 29.78%
Poor: 9.19%

This is a computer generated statement and does not require a signature.