



Semester End Feedback

Academic Year: 2023-24

ELECTRONICS & COMMUNICATION ENGINEERING

(third Year)

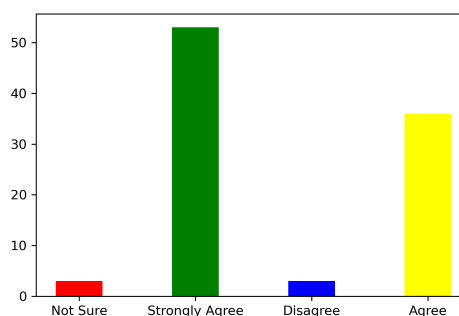
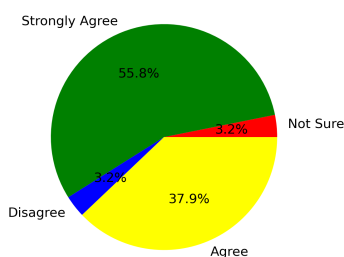
Even Semester

Feedback on Academics

Total No. of Students participated in the survey: 95

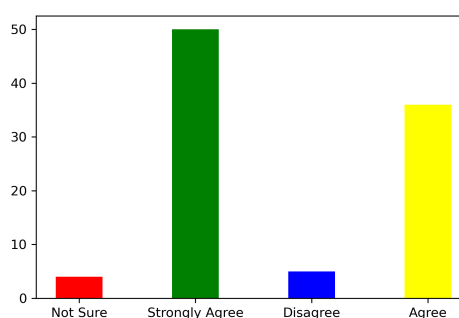
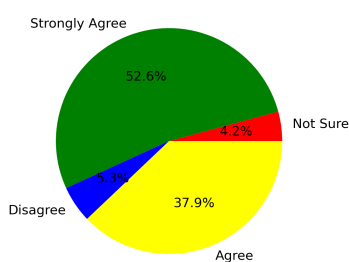
1. Did you acquire any new technical or scientific knowledge?

Strongly Agree [4] =55.79% Agree [3] =37.89% Disagree [2] =3.16% Not sure [1] =3.16%



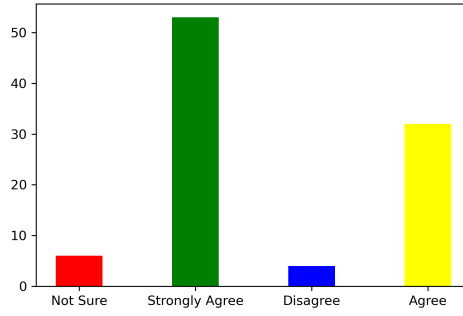
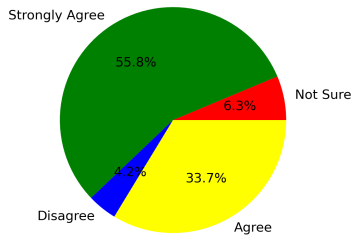
2. Are you able to apply the knowledge and skills you gained in real life problem solving?

Strongly Agree [4] =52.63% Agree [3] =37.89% Disagree [2] =5.26% Not sure [1] =4.21%



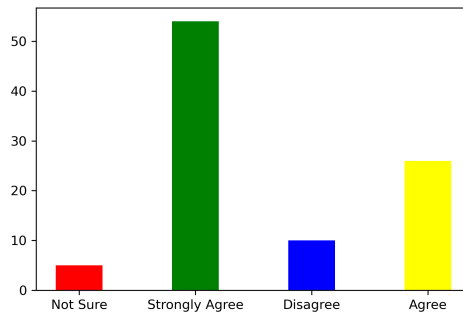
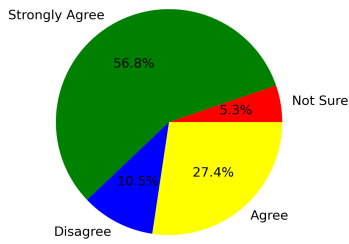
3. Are the subjects you studied relevant to the current industry need?

Strongly Agree [4] =55.79% Agree [3] =33.68% Disagree [2] =4.21% Not sure [1] =6.32%



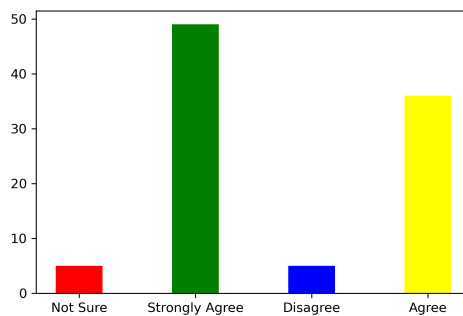
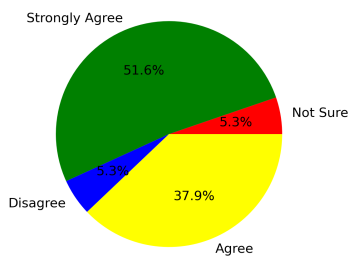
4. Availability and adequacy of modern tools in the laboratories?

Strongly Agree [4] =56.84% Agree [3] =27.37% Disagree [2] =10.53% Not sure [1] =5.26%



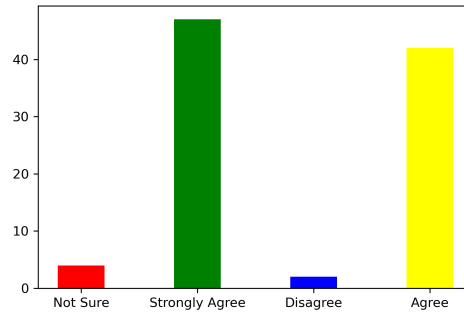
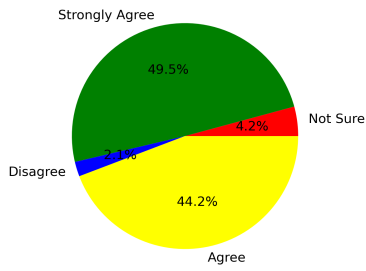
5. Are the experiments/practical prescribed in the subjects/courses helpful for your future?

Strongly Agree [4] =51.58% Agree [3] =37.89% Disagree [2] =5.26% Not sure [1] =5.26%



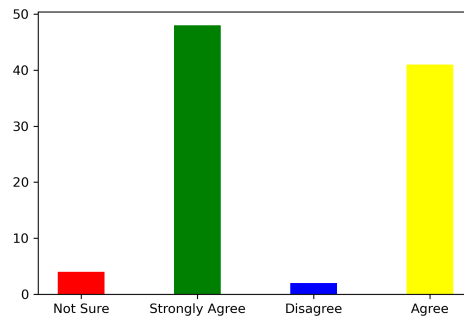
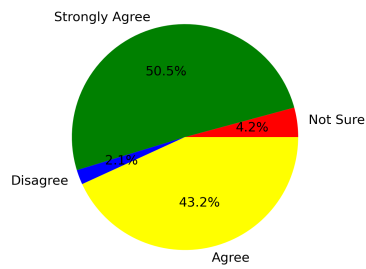
6. How is the mentorship and counselling process in the department?

Strongly Agree [4] =49.47% Agree [3] =44.21% Disagree [2] =2.11% Not sure [1] =4.21%



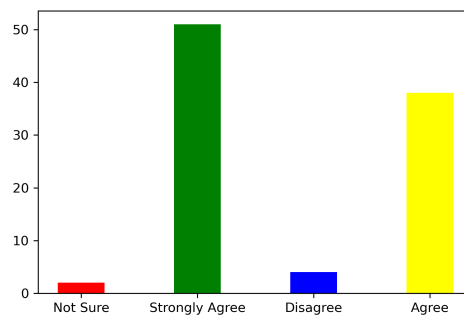
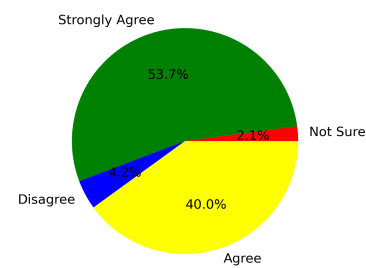
7. How is the overall learning environment?

Strongly Agree [4] =50.53% Agree [3] =43.16% Disagree [2] =2.11% Not sure [1] =4.21%



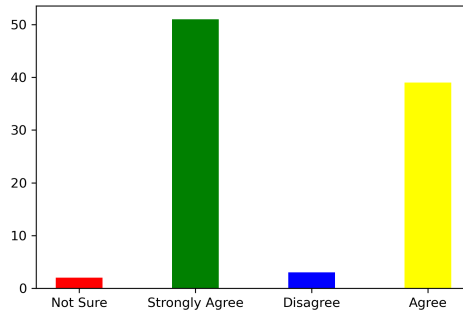
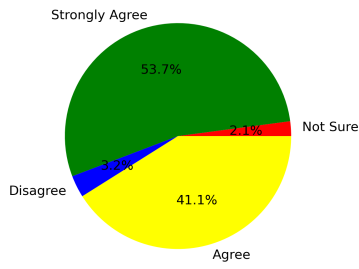
8. Did you improve your communication skill?

Strongly Agree [4] =53.68% Agree [3] =40.0% Disagree [2] =4.21% Not sure [1] =2.11%



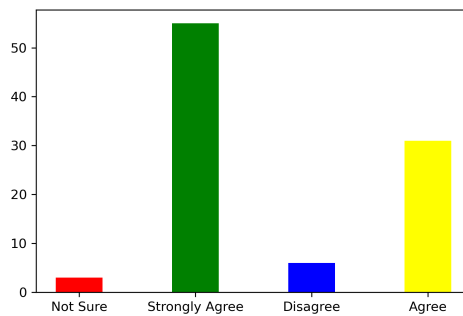
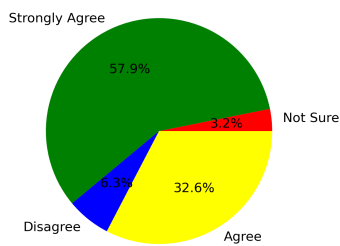
9. Are the teachers able to demonstrate the required knowledge and skills?

Strongly Agree [4] =53.68% Agree [3] =41.05% Disagree [2] =3.16% Not sure [1] =2.11%



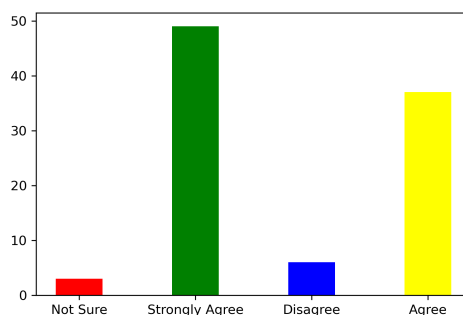
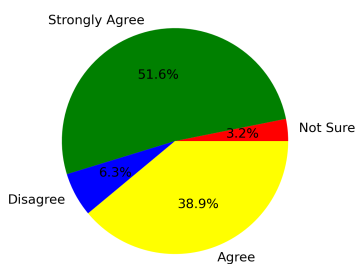
10. Is the pedagogy used by the teachers effective and interesting?

Strongly Agree [4] =57.89% Agree [3] =32.63% Disagree [2] =6.32% Not sure [1] =3.16%



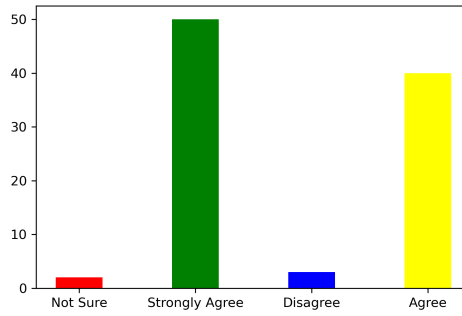
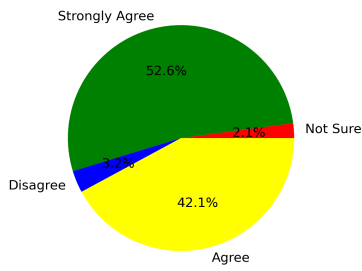
11. Are the opportunities provided for cocurricular and extracurricular activities?

Strongly Agree [4] =51.58% Agree [3] =38.95% Disagree [2] =6.32% Not sure [1] =3.16%



12. Are events (workshop/seminar/webinar etc.) conducted for the holistic development of the students and to bridge industry-academia gap?

Strongly Agree [4] =52.63% Agree [3] =42.11% Disagree [2] =3.16% Not sure [1] =2.11%



Summary

Strongly Agree: 53.51%

Agree: 38.07%

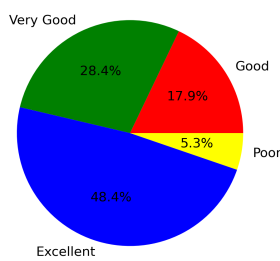
Disagree: 4.65%

Not Sure: 3.77%

Feedback on Facilities

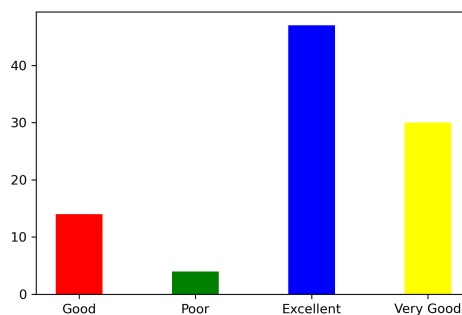
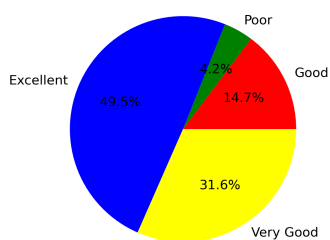
1. Laboratory facility

Excellent [4] =48.42% Very Good [3] =28.42% Good [2] =17.89% Poor [1] =5.26%



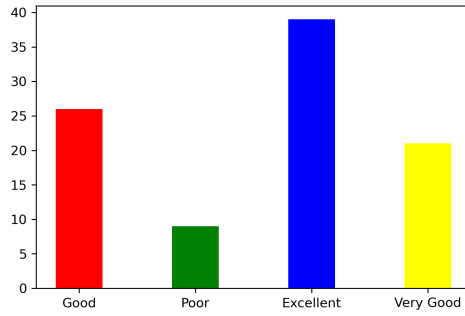
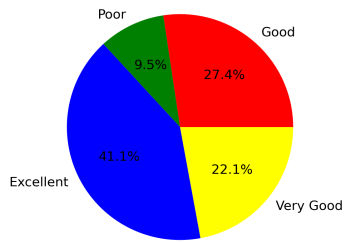
2. Library facility

Excellent [4] =49.47% Very Good [3] =31.58% Good [2] =14.74% Poor [1] =4.21%



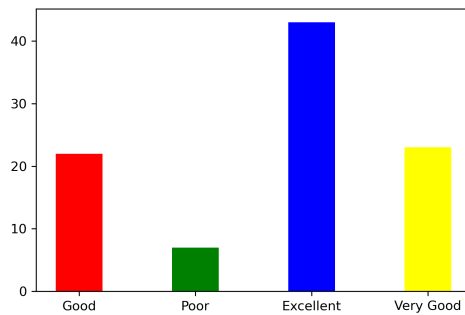
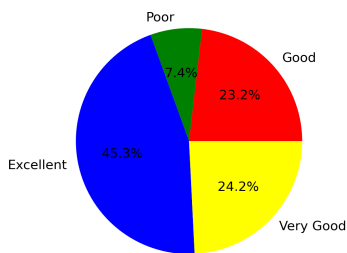
3. Hostel facility (if applicable)

Excellent [4] =41.05% Very Good [3] =22.11% Good [2] =27.37% Poor [1] =9.47%



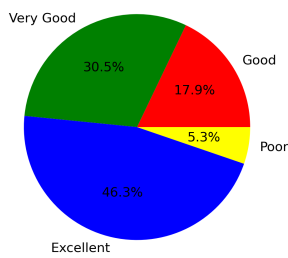
4. Sports facility

Excellent [4] =45.26% Very Good [3] =24.21% Good [2] =23.16% Poor [1] =7.37%



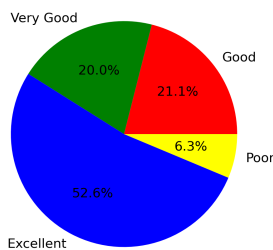
5. Water facility

Excellent [4] =46.32% Very Good [3] =30.53% Good [2] =17.89% Poor [1] =5.26%



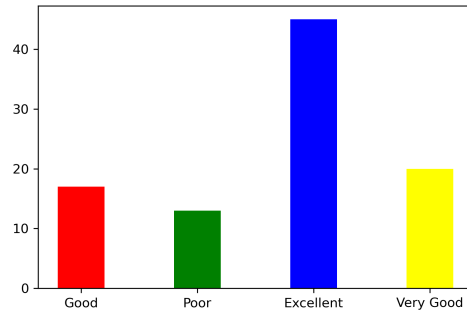
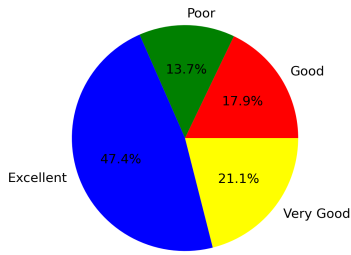
6. Cleanliness and Hygiene

Excellent [4] =52.63% Very Good [3] =20.0% Good [2] =21.05% Poor [1] =6.32%



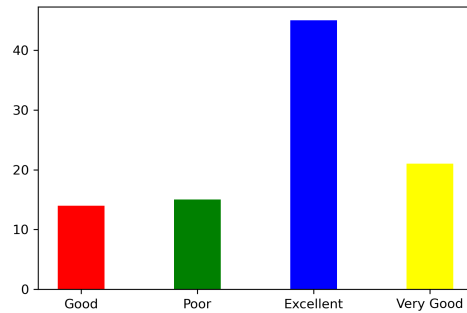
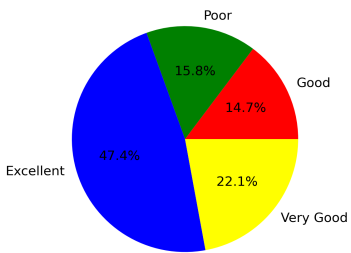
7. Canteen facility

Excellent [4] =47.37% Very Good [3] =21.05% Good [2] =17.89% Poor [1] =13.68%



8. Internet facility

Excellent [4] =47.37% Very Good [3] =22.11% Good [2] =14.74% Poor [1] =15.79%



Summary

Excellent: 47.24%
Very Good: 25.0%
Good: 19.34%
Poor: 8.42%

This is a computer generated statement and does not require a signature.