



## Semester End Feedback

Academic Year: 2023-24

### COMPUTER SCIENCE ENGINEERING

(third Year)

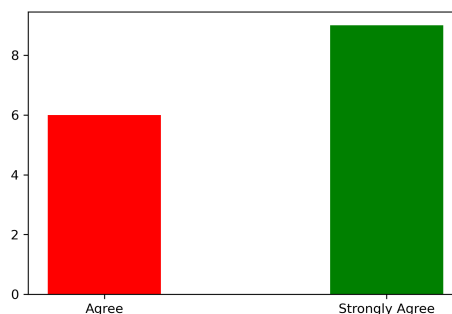
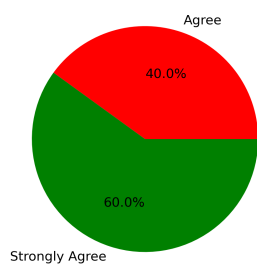
Even Semester

### Feedback on Academics

Total No. of Students participated in the survey: 15

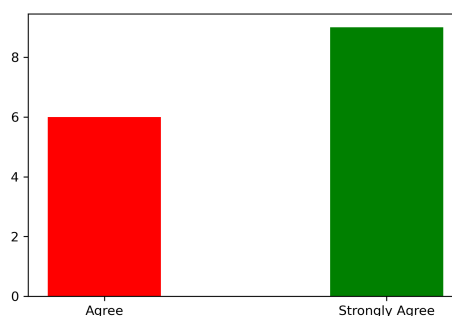
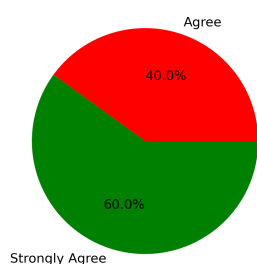
#### 1. Did you acquire any new technical or scientific knowledge?

Strongly Agree [4] =60.0% Agree [3] =40.0% Disagree [2] =0 Not sure [1] =0



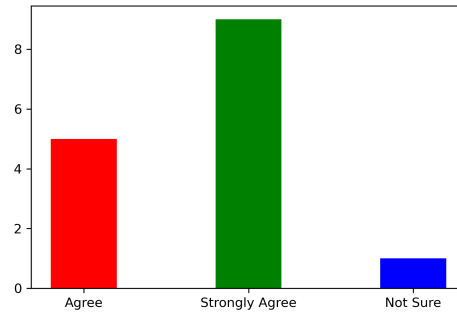
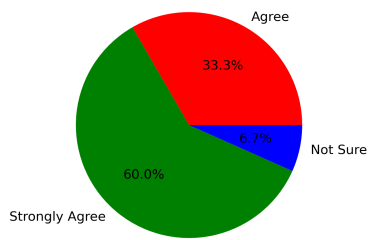
#### 2. Are you able to apply the knowledge and skills you gained in real life problem solving?

Strongly Agree [4] =60.0% Agree [3] =40.0% Disagree [2] =0 Not sure [1] =0



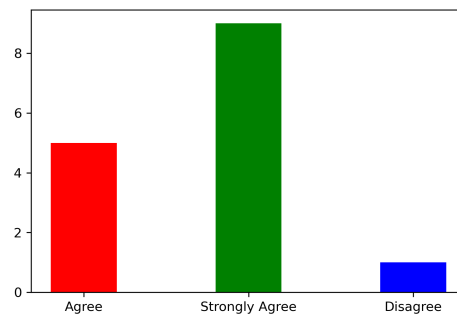
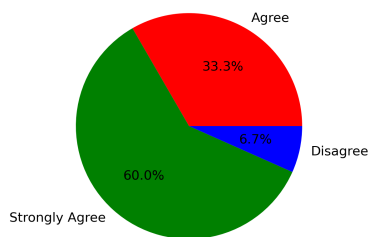
#### 3. Are the subjects you studied relevant to the current industry need?

Strongly Agree [4] =60.0% Agree [3] =33.33% Disagree [2] =0 Not sure [1] =6.67%



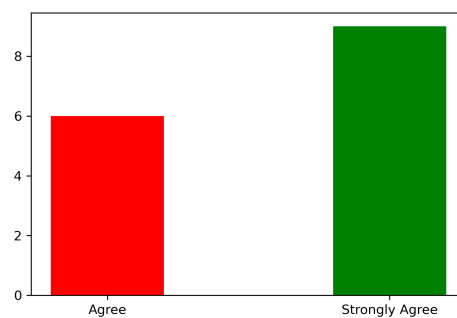
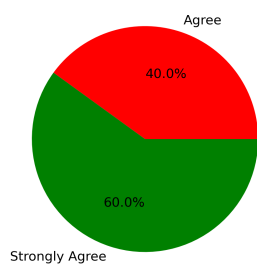
#### 4. Availability and adequacy of modern tools in the laboratories?

Strongly Agree [4] =60.0% Agree [3] =33.33% Disagree [2] =6.67% Not sure [1] =0



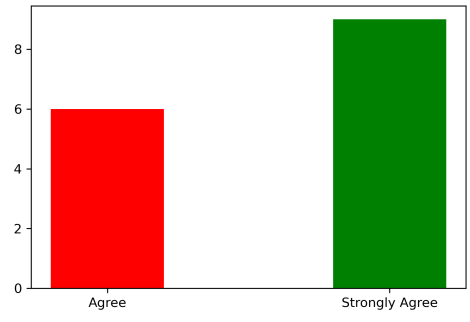
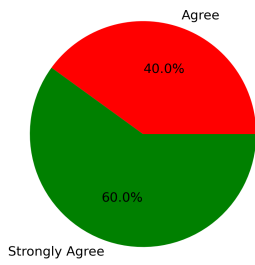
#### 5. Are the experiments/practical prescribed in the subjects/courses helpful for your future?

Strongly Agree [4] =60.0% Agree [3] =40.0% Disagree [2] =0 Not sure [1] =0



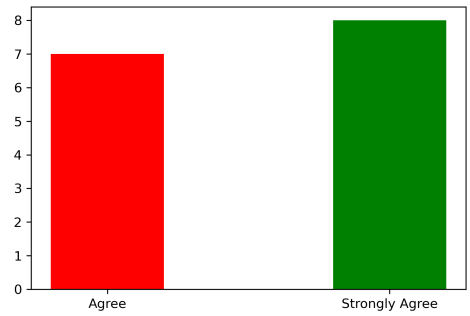
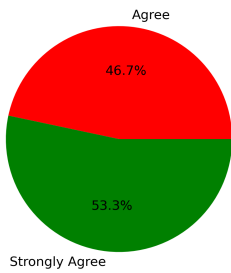
#### 6. How is the mentorship and counselling process in the department?

Strongly Agree [4] =60.0% Agree [3] =40.0% Disagree [2] =0 Not sure [1] =0



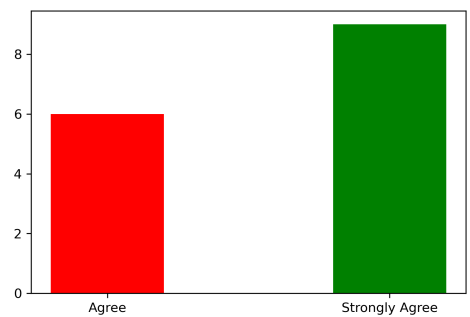
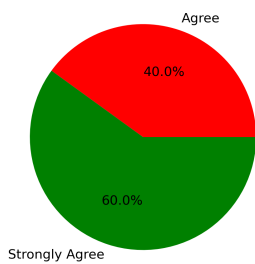
**7. How is the overall learning environment?**

Strongly Agree [4] =53.33% Agree [3] =46.67% Disagree [2] =0 Not sure [1] =0



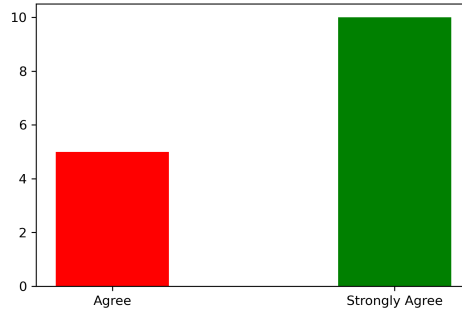
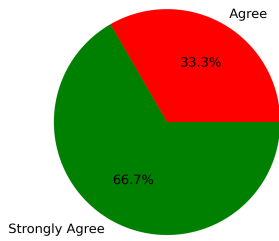
**8. Did you improve your communication skill?**

Strongly Agree [4] =60.0% Agree [3] =40.0% Disagree [2] =0 Not sure [1] =0



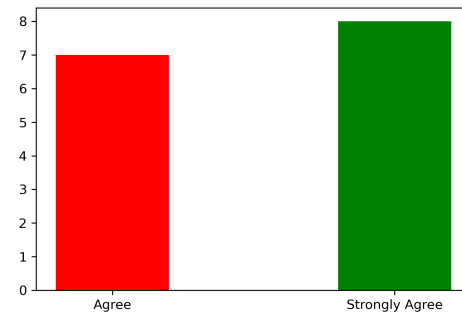
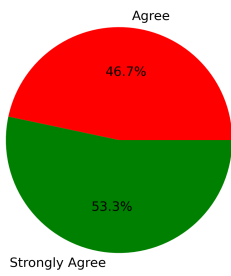
**9. Are the teachers able to demonstrate the required knowledge and skills?**

Strongly Agree [4] =66.67% Agree [3] =33.33% Disagree [2] =0 Not sure [1] =0



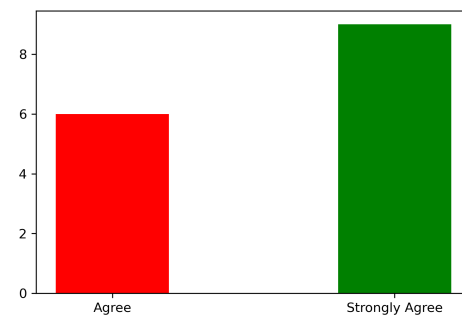
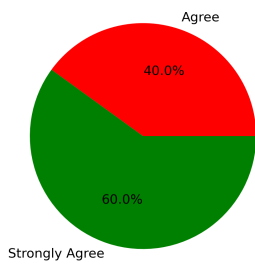
**10. Is the pedagogy used by the teachers effective and interesting?**

Strongly Agree [4] =53.33% Agree [3] =46.67% Disagree [2] =0 Not sure [1] =0



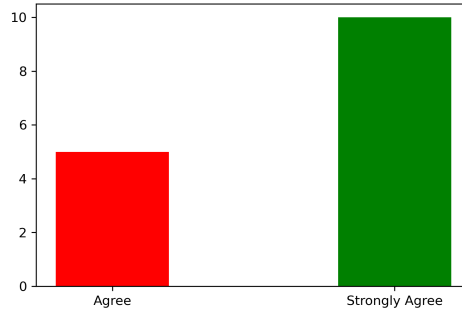
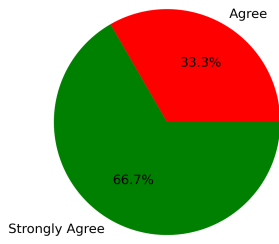
**11. Are the opportunities provided for cocurricular and extracurricular activities?**

Strongly Agree [4] =60.0% Agree [3] =40.0% Disagree [2] =0 Not sure [1] =0



**12. Are events (workshop/seminar/webinar etc.) conducted for the holistic development of the students and to bridge industry-academia gap?**

Strongly Agree [4] =66.67% Agree [3] =33.33% Disagree [2] =0 Not sure [1] =0



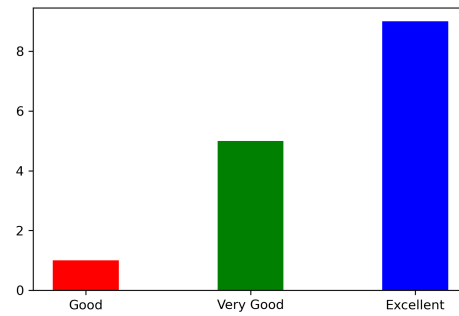
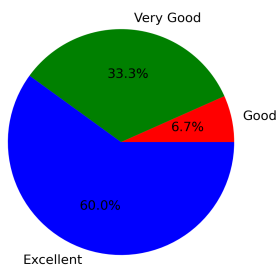
## Summary

Strongly Agree: 60.0%  
 Agree: 38.89%  
 Disagree: 0.56%  
 Not Sure: 0.56%

## Feedback on Facilities

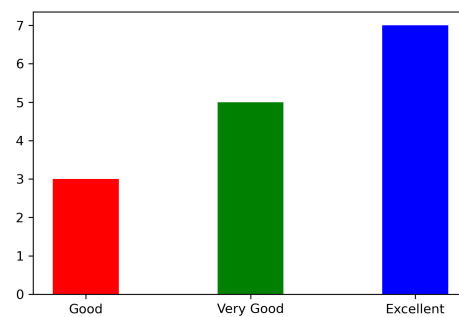
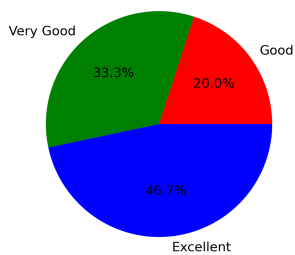
### 1. Laboratory facility

Excellent [4] =60.0% Very Good [3] =33.33% Good [2] =6.67% Poor [1] =0



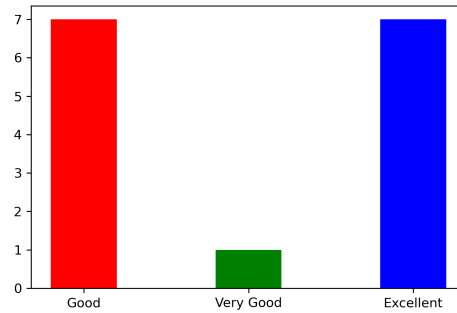
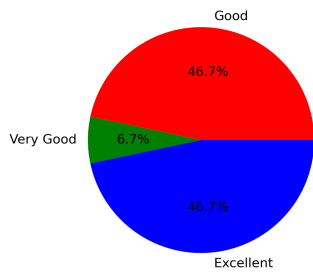
### 2. Library facility

Excellent [4] =46.67% Very Good [3] =33.33% Good [2] =20.0% Poor [1] =0



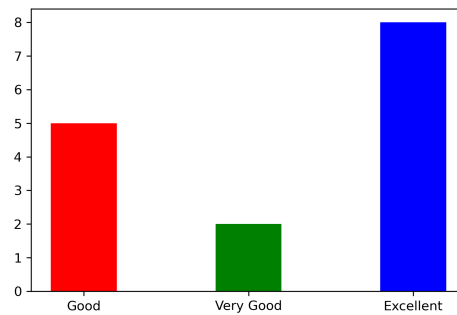
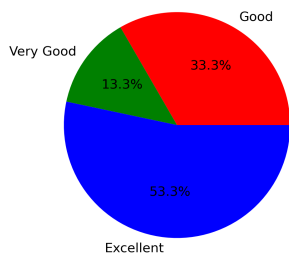
### 3. Hostel facility (if applicable)

Excellent [4] =46.67% Very Good [3] =6.67% Good [2] =46.67% Poor [1] =0



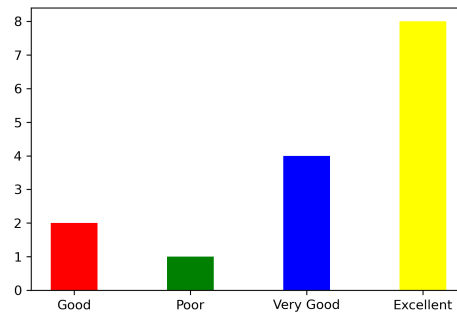
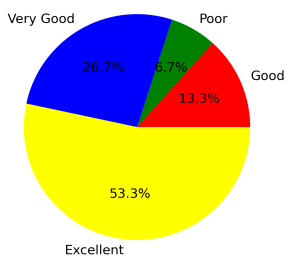
### 4. Sports facility

Excellent [4] =53.33% Very Good [3] =13.33% Good [2] =33.33% Poor [1] =0



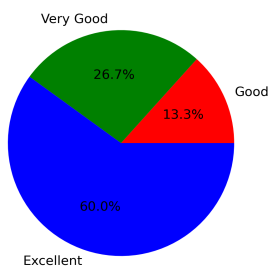
### 5. Water facility

Excellent [4] =53.33% Very Good [3] =26.67% Good [2] =13.33% Poor [1] =6.67%



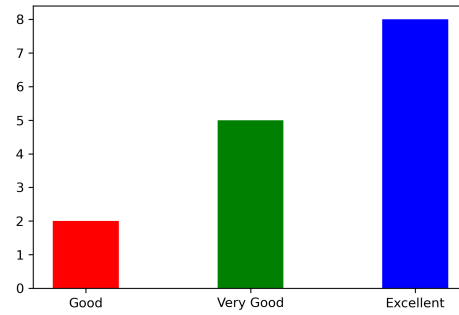
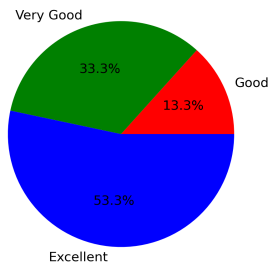
### 6. Cleanliness and Hygiene

Excellent [4] =60.0% Very Good [3] =26.67% Good [2] =13.33% Poor [1] =0



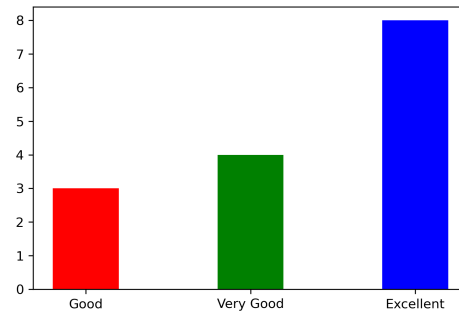
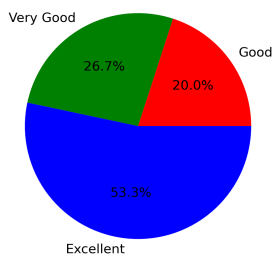
### 7. Canteen facility

Excellent [4] =53.33% Very Good [3] =33.33% Good [2] =13.33% Poor [1] =0



### 8. Internet facility

Excellent [4] =53.33% Very Good [3] =26.67% Good [2] =20.00% Poor [1] =0



---

### Summary

Excellent: 53.33%  
Very Good: 25.0%  
Good: 20.83%  
Poor: 0.83%

---

**This is a computer generated statement and does not require a signature.**