



Semester End Feedback

Academic Year: 2023-24

COMPUTER SCIENCE & DESIGN

(third Year)

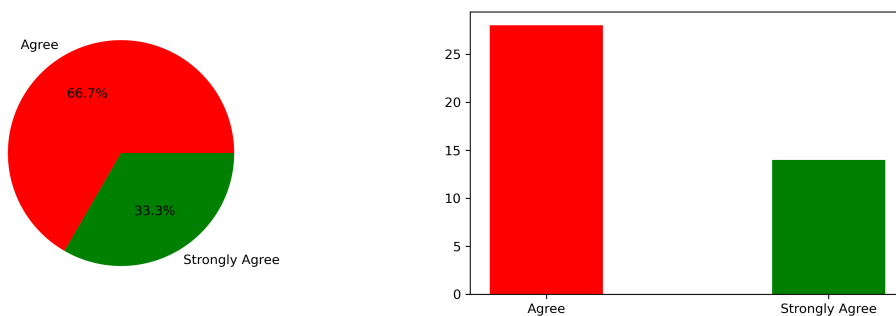
Even Semester

Feedback on Academics

Total No. of Students participated in the survey: 42

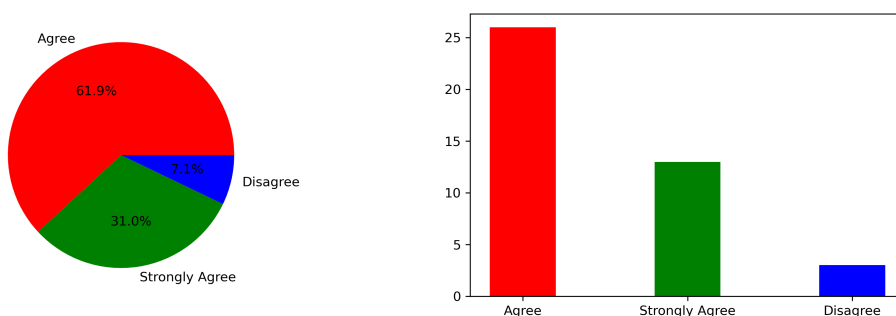
1. Did you acquire any new technical or scientific knowledge?

Strongly Agree [4] =33.33% Agree [3] =66.67% Disagree [2] =0 Not sure [1] =0



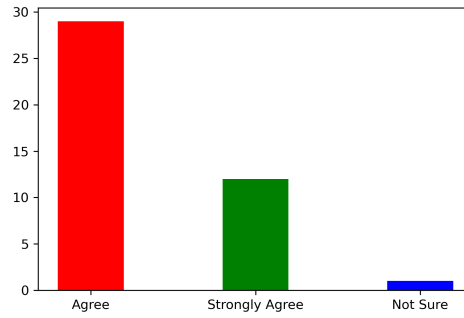
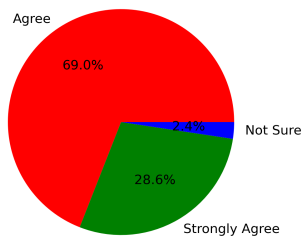
2. Are you able to apply the knowledge and skills you gained in real life problem solving?

Strongly Agree [4] =30.95% Agree [3] =61.9% Disagree [2] =7.14% Not sure [1] =0



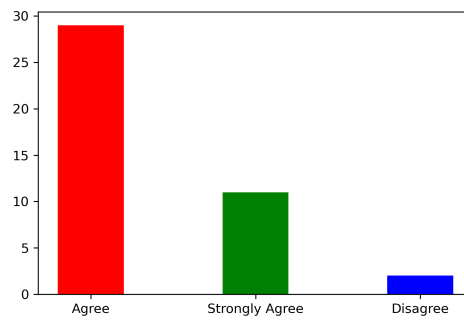
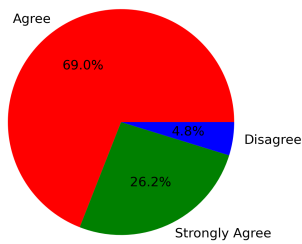
3. Are the subjects you studied relevant to the current industry need?

Strongly Agree [4] =28.57% Agree [3] =69.05% Disagree [2] =0 Not sure [1] =2.38%



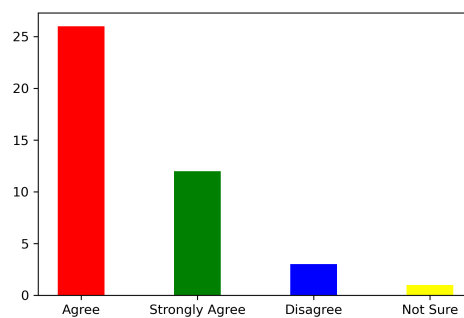
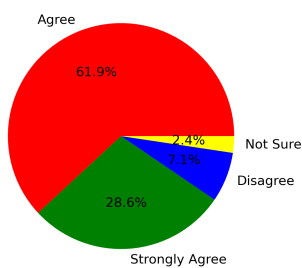
4. Availability and adequacy of modern tools in the laboratories?

Strongly Agree [4] =26.19% Agree [3] =69.05% Disagree [2] =4.76% Not sure [1] =0



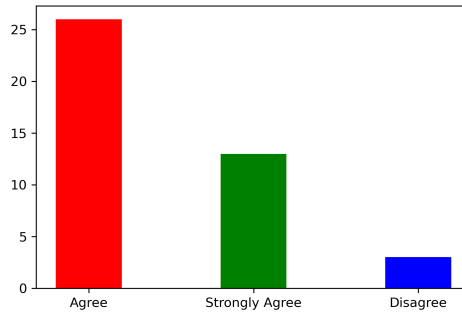
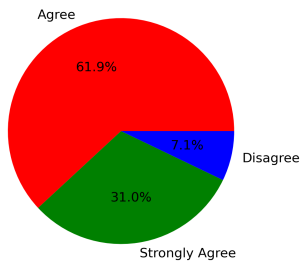
5. Are the experiments/practical prescribed in the subjects/courses helpful for your future?

Strongly Agree [4] =28.57% Agree [3] =61.9% Disagree [2] =7.14% Not sure [1] =2.38%



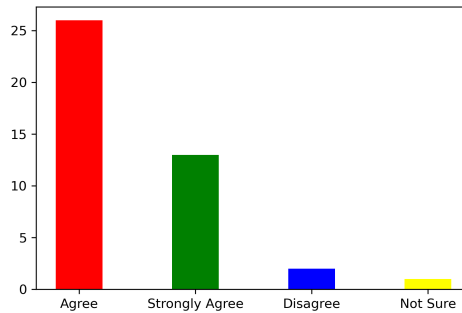
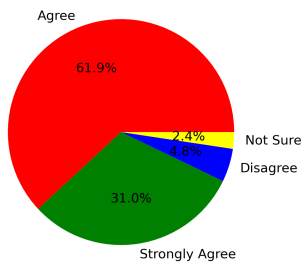
6. How is the mentorship and counselling process in the department?

Strongly Agree [4] =30.95% Agree [3] =61.9% Disagree [2] =7.14% Not sure [1] =0



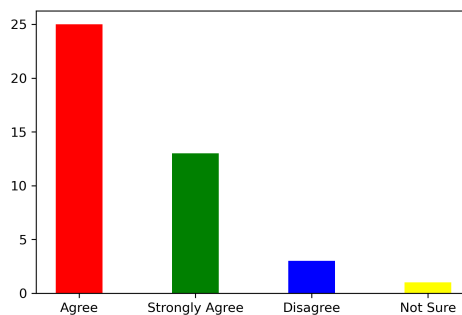
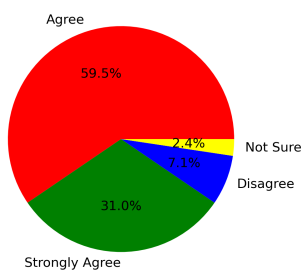
7. How is the overall learning environment?

Strongly Agree [4] =30.95% Agree [3] =61.9% Disagree [2] =4.76% Not sure [1] =2.38%



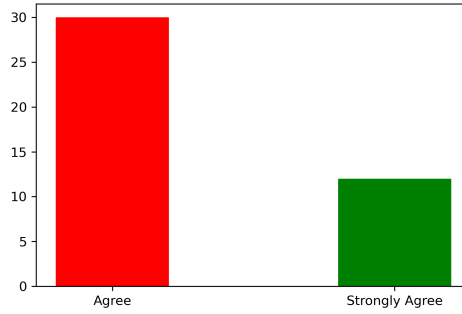
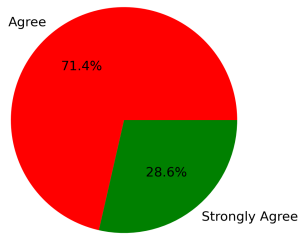
8. Did you improve your communication skill?

Strongly Agree [4] =30.95% Agree [3] =59.52% Disagree [2] =7.14% Not sure [1] =2.38%



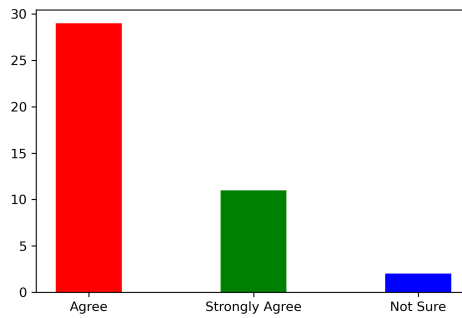
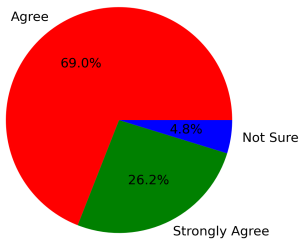
9. Are the teachers able to demonstrate the required knowledge and skills?

Strongly Agree [4] =28.57% Agree [3] =71.43% Disagree [2] =0 Not sure [1] =0



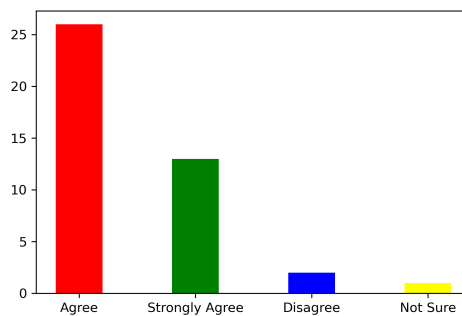
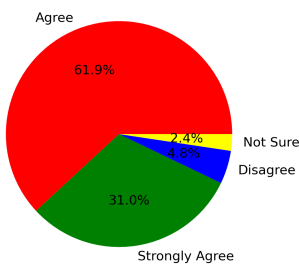
10. Is the pedagogy used by the teachers effective and interesting?

Strongly Agree [4] =26.19% Agree [3] =69.05% Disagree [2] =0 Not sure [1] =4.76%



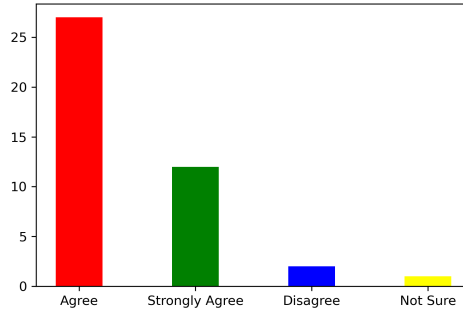
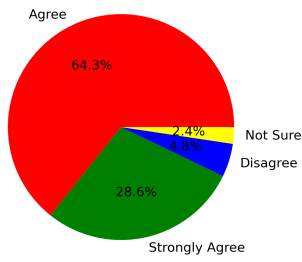
11. Are the opportunities provided for cocurricular and extracurricular activities?

Strongly Agree [4] =30.95% Agree [3] =61.9% Disagree [2] =4.76% Not sure [1] =2.38%



12. Are events (workshop/seminar/webinar etc.) conducted for the holistic development of the students and to bridge industry-academia gap?

Strongly Agree [4] =28.57% Agree [3] =64.29% Disagree [2] =4.76% Not sure [1] =2.38%



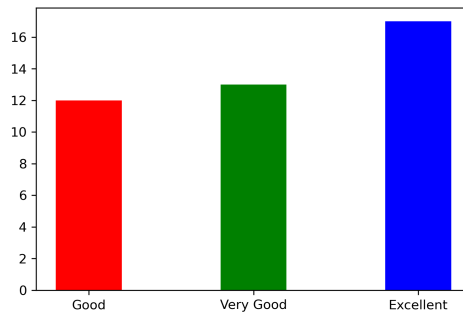
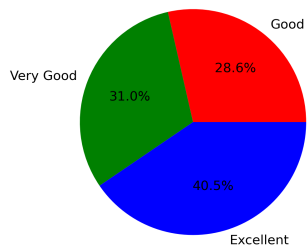
Summary

Strongly Agree: 29.56%
 Agree: 64.88%
 Disagree: 3.97%
 Not Sure: 1.59%

Feedback on Facilities

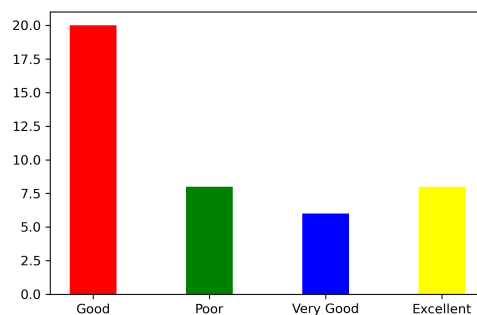
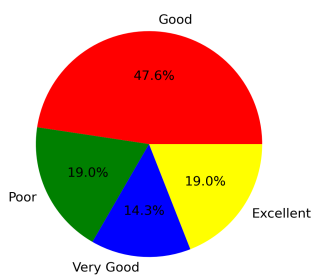
1. Laboratory facility

Excellent [4] =40.48% Very Good [3] =30.95% Good [2] =28.57% Poor [1] =0



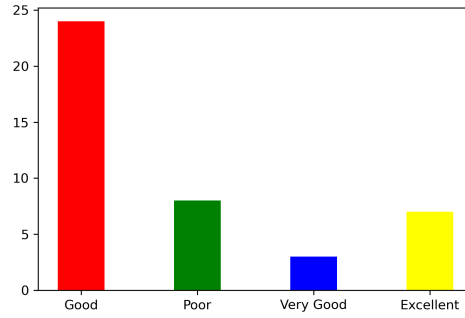
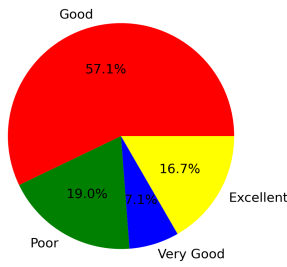
2. Library facility

Excellent [4] =19.05% Very Good [3] =14.29% Good [2] =47.62% Poor [1] =19.05%



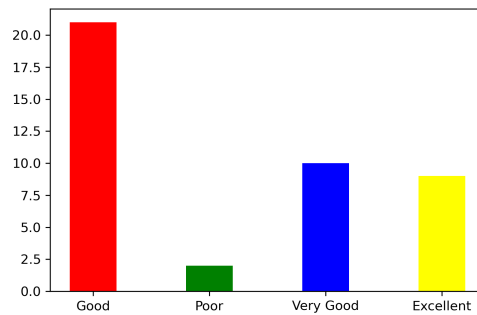
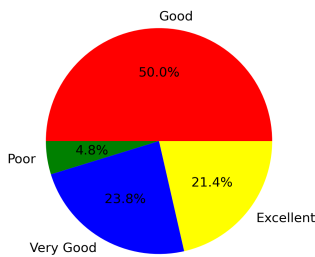
3. Hostel facility (if applicable)

Excellent [4] =16.67% Very Good [3] =7.14% Good [2] =57.14% Poor [1] =19.05%



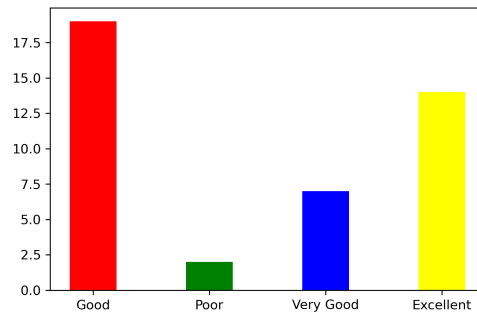
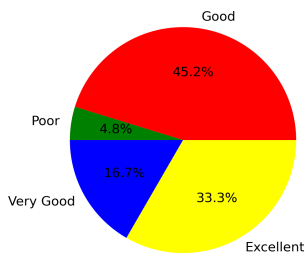
4. Sports facility

Excellent [4] =21.43% Very Good [3] =23.81% Good [2] =50.0% Poor [1] =4.76%



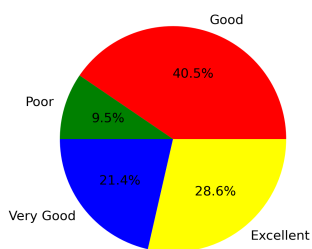
5. Water facility

Excellent [4] =33.33% Very Good [3] =16.67% Good [2] =45.24% Poor [1] =4.76%



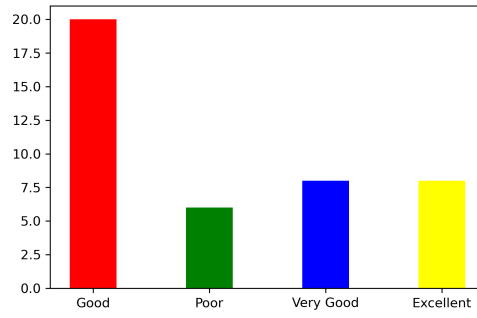
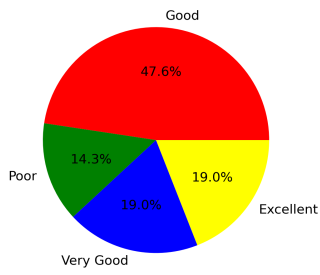
6. Cleanliness and Hygiene

Excellent [4] =28.57% Very Good [3] =21.43% Good [2] =40.48% Poor [1] =9.52%



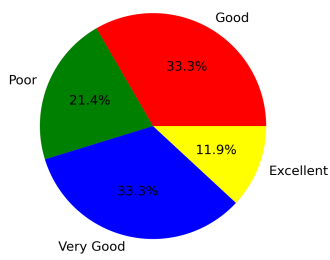
7. Canteen facility

Excellent [4] =19.05% Very Good [3] =19.05% Good [2] =47.62% Poor [1] =14.29%



8. Internet facility

Excellent [4] =11.9% Very Good [3] =33.33% Good [2] =33.33% Poor [1] =21.43%



Summary

Excellent: 23.81%
Very Good: 20.83%
Good: 43.75%
Poor: 11.61%

This is a computer generated statement and does not require a signature.