



Semester End Feedback

Academic Year: 2023-24

CIVIL ENGINEERING

(third Year)

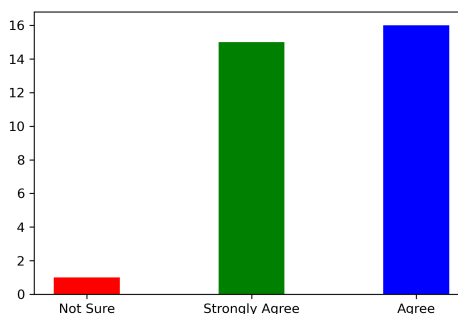
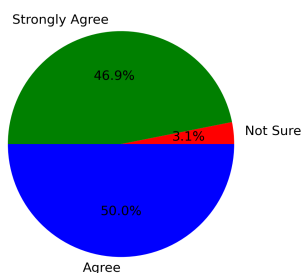
Even Semester

Feedback on Academics

Total No. of Students participated in the survey: 32

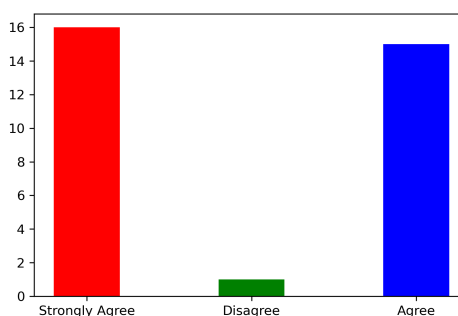
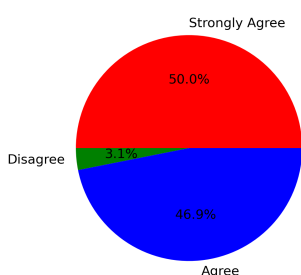
1. Did you acquire any new technical or scientific knowledge?

Strongly Agree [4] =46.88% Agree [3] =50.0% Disagree [2] =0 Not sure [1] =3.12%



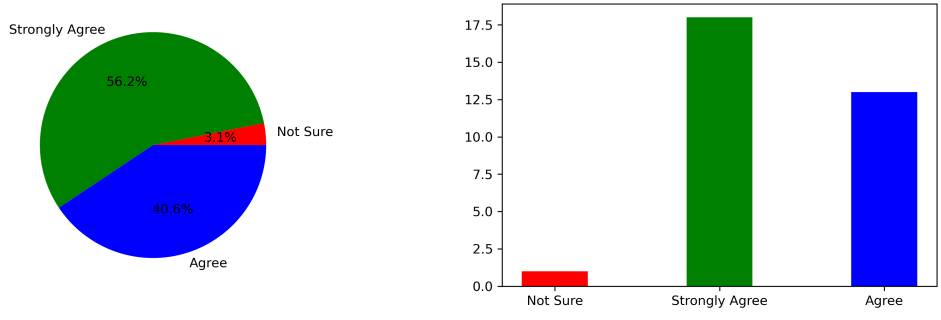
2. Are you able to apply the knowledge and skills you gained in real life problem solving?

Strongly Agree [4] =50.0% Agree [3] =46.88% Disagree [2] =3.12% Not sure [1] =0



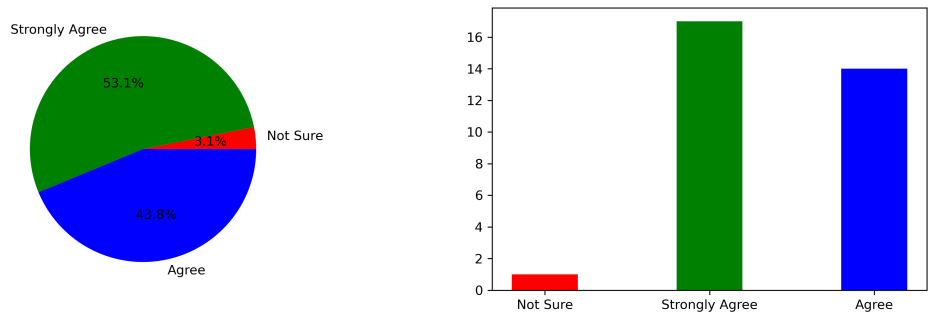
3. Are the subjects you studied relevant to the current industry need?

Strongly Agree [4] =56.25% Agree [3] =40.62% Disagree [2] =0 Not sure [1] =3.12%



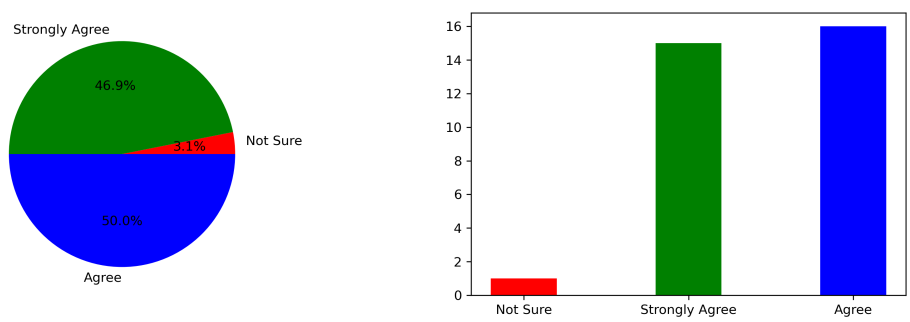
4. Availability and adequacy of modern tools in the laboratories?

Strongly Agree [4] =53.12% Agree [3] =43.75% Disagree [2] =0 Not sure [1] =3.12%



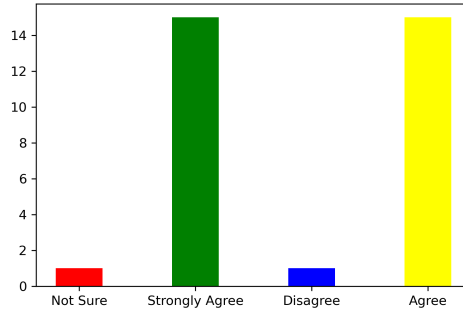
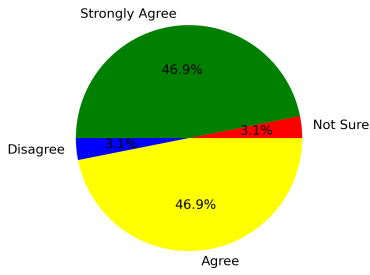
5. Are the experiments/practical prescribed in the subjects/courses helpful for your future?

Strongly Agree [4] =46.88% Agree [3] =50.0% Disagree [2] =0 Not sure [1] =3.12%



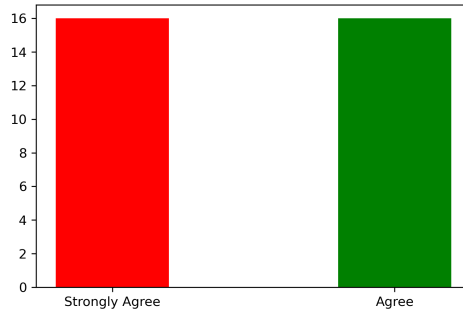
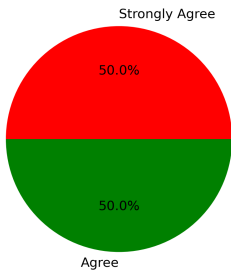
6. How is the mentorship and counselling process in the department?

Strongly Agree [4] =46.88% Agree [3] =46.88% Disagree [2] =3.12% Not sure [1] =3.12%



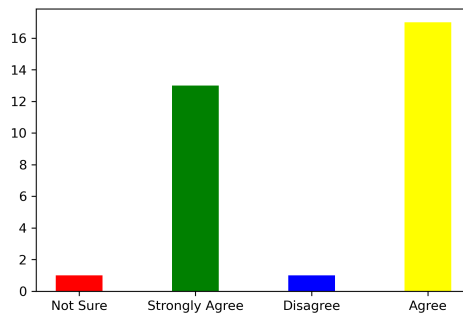
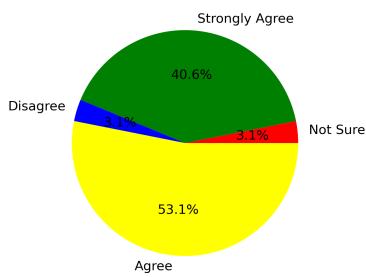
7. How is the overall learning environment?

Strongly Agree [4] =50.0% Agree [3] =50.0% Disagree [2] =0 Not sure [1] =0



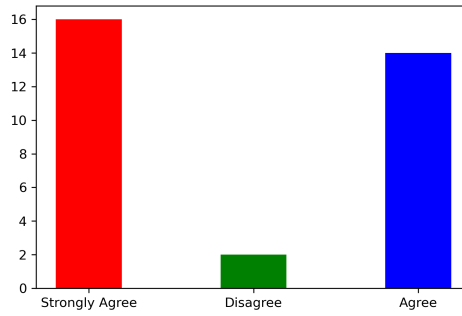
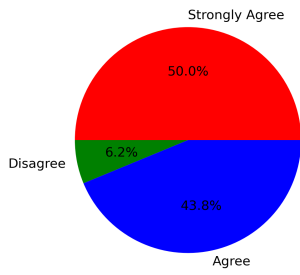
8. Did you improve your communication skill?

Strongly Agree [4] =40.62% Agree [3] =53.12% Disagree [2] =3.12% Not sure [1] =3.12%



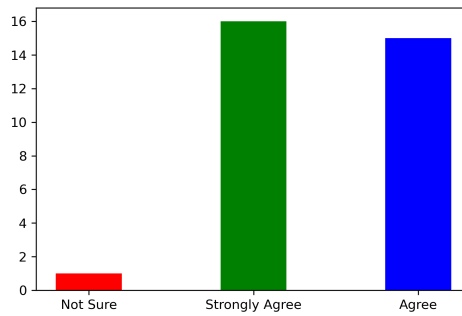
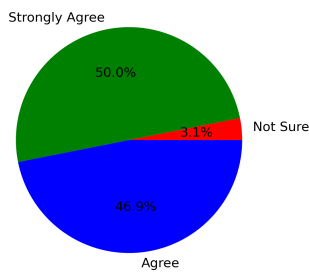
9. Are the teachers able to demonstrate the required knowledge and skills?

Strongly Agree [4] =50.0% Agree [3] =43.75% Disagree [2] =6.25% Not sure [1] =0



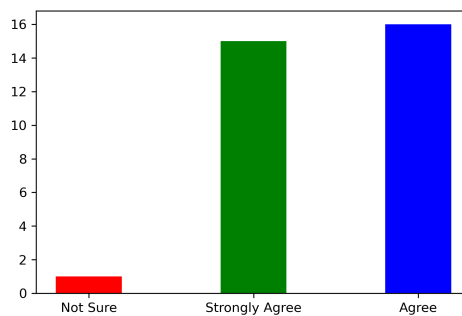
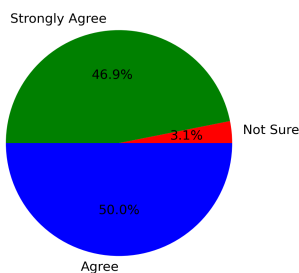
10. Is the pedagogy used by the teachers effective and interesting?

Strongly Agree [4] =50.0% Agree [3] =46.88% Disagree [2] =0 Not sure [1] =3.12%



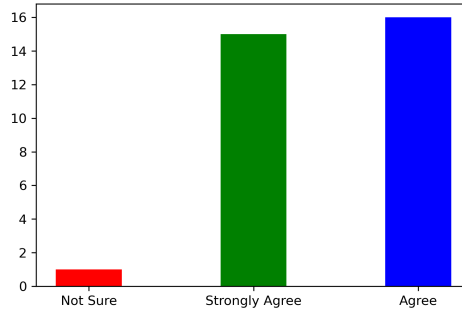
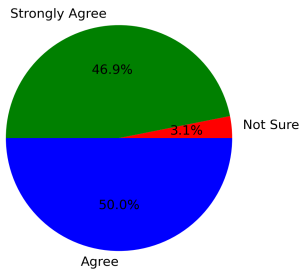
11. Are the opportunities provided for cocurricular and extracurricular activities?

Strongly Agree [4] =46.88% Agree [3] =50.0% Disagree [2] =0 Not sure [1] =3.12%



12. Are events (workshop/seminar/webinar etc.) conducted for the holistic development of the students and to bridge industry-academia gap?

Strongly Agree [4] =46.88% Agree [3] =50.0% Disagree [2] =0 Not sure [1] =3.12%



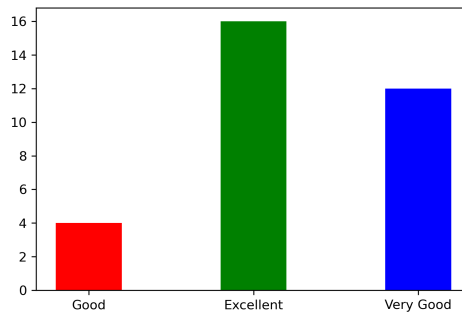
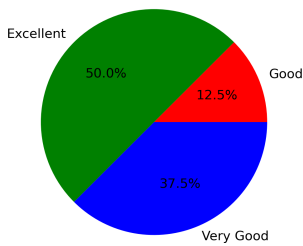
Summary

Strongly Agree: 48.7%
 Agree: 47.66%
 Disagree: 1.3%
 Not Sure: 2.34%

Feedback on Facilities

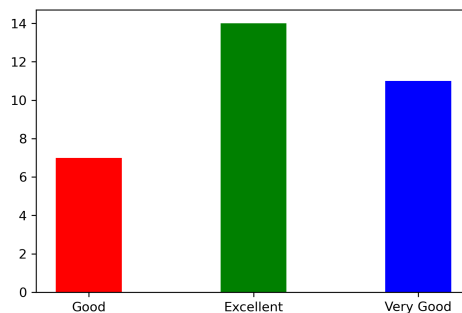
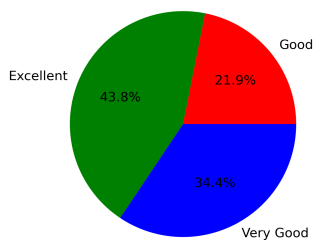
1. Laboratory facility

Excellent [4] =50.0% Very Good [3] =37.5% Good [2] =12.5% Poor [1] =0



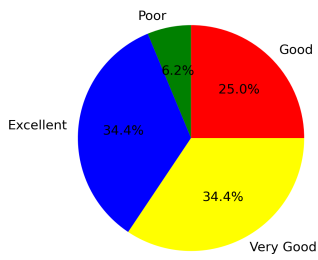
2. Library facility

Excellent [4] =43.75% Very Good [3] =34.38% Good [2] =21.88% Poor [1] =0



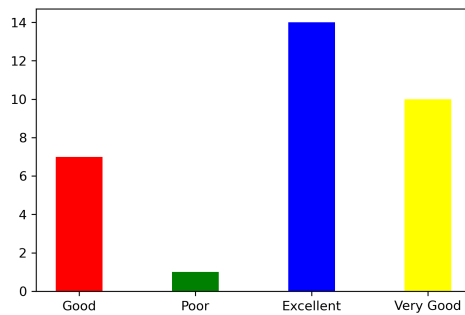
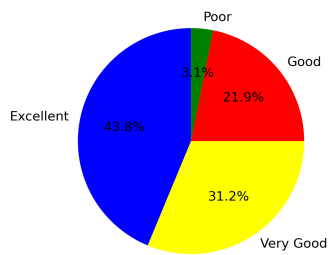
3. Hostel facility (if applicable)

Excellent [4] =34.38% Very Good [3] =34.38% Good [2] =25.0% Poor [1] =6.25%



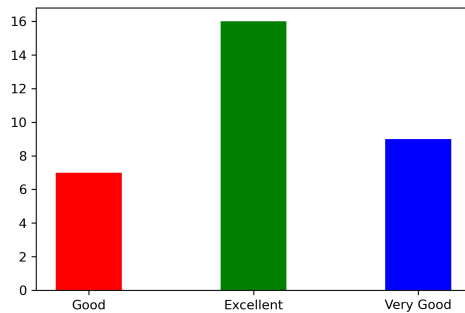
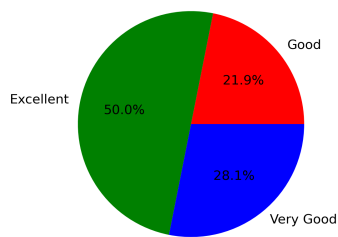
4. Sports facility

Excellent [4] =43.75% Very Good [3] =31.25% Good [2] =21.88% Poor [1] =3.12%



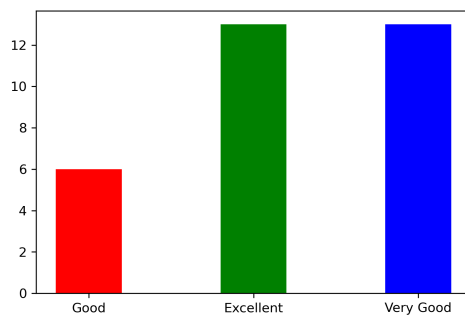
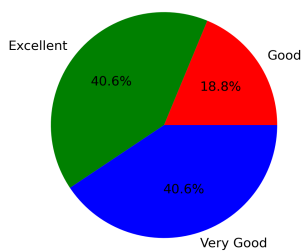
5. Water facility

Excellent [4] =50.0% Very Good [3] =28.12% Good [2] =21.88% Poor [1] =0



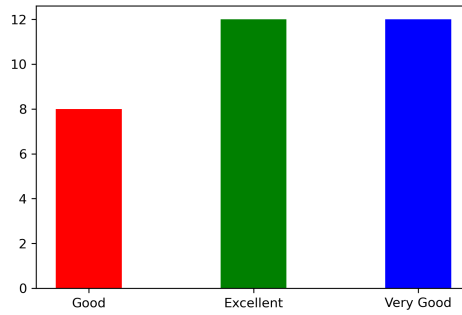
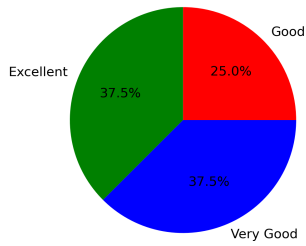
6. Cleanliness and Hygiene

Excellent [4] =40.62% Very Good [3] =40.62% Good [2] =18.75% Poor [1] =0



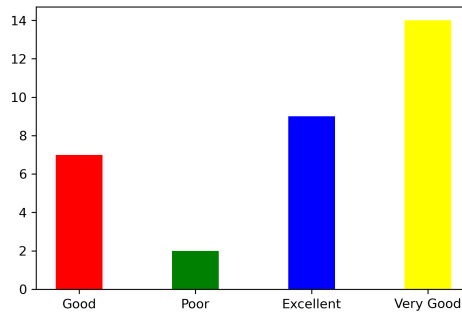
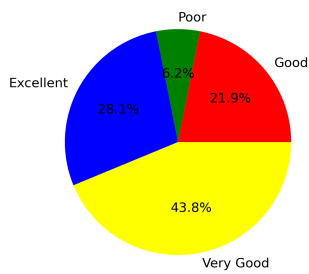
7. Canteen facility

Excellent [4] =37.5% Very Good [3] =37.5% Good [2] =25.0% Poor [1] =0



8. Internet facility

Excellent [4] =28.12% Very Good [3] =43.75% Good [2] =21.88% Poor [1] =6.25%



Summary

Excellent: 41.02%
Very Good: 35.94%
Good: 21.09%
Poor: 1.95%

This is a computer generated statement and does not require a signature.