



Semester End Feedback

Academic Year: 2023-24

CSE (ARTIFICIAL INTELLIGENCE & MACHINE LEARNING)

(third Year)

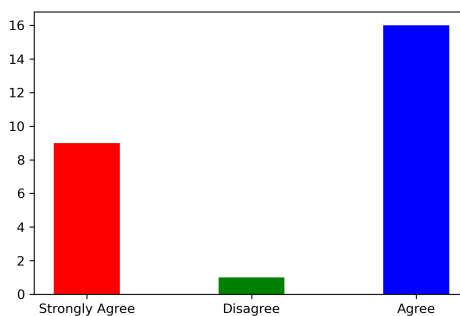
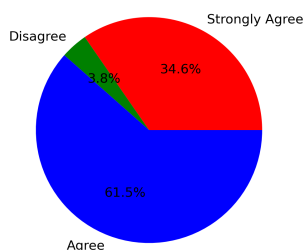
Even Semester

Feedback on Academics

Total No. of Students participated in the survey: 26

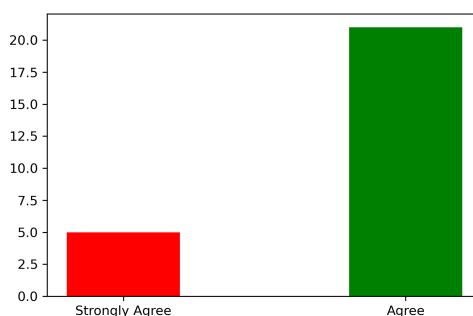
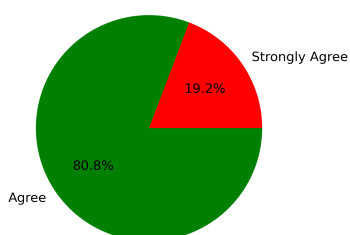
1. Did you acquire any new technical or scientific knowledge?

Strongly Agree [4] =34.62% Agree [3] =61.54% Disagree [2] =3.85% Not sure [1] =0



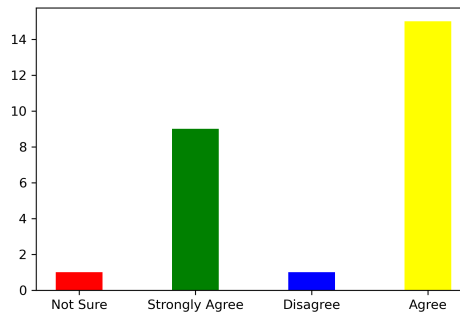
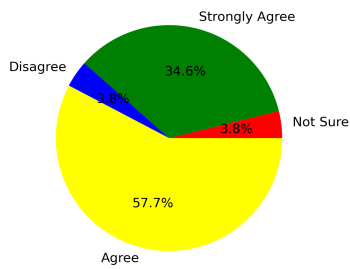
2. Are you able to apply the knowledge and skills you gained in real life problem solving?

Strongly Agree [4] =19.23% Agree [3] =80.77% Disagree [2] =0 Not sure [1] =0



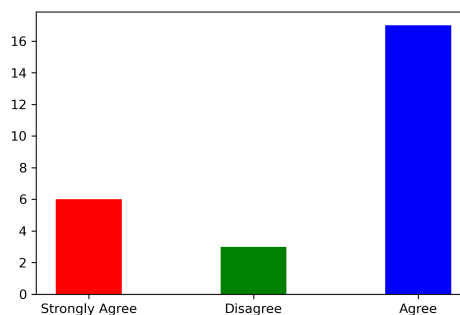
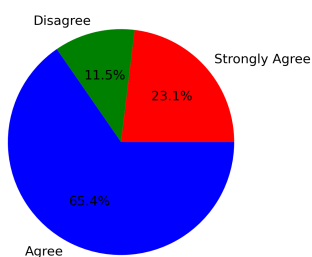
3. Are the subjects you studied relevant to the current industry need?

Strongly Agree [4] =34.62% Agree [3] =57.69% Disagree [2] =3.85% Not sure [1] =3.85%



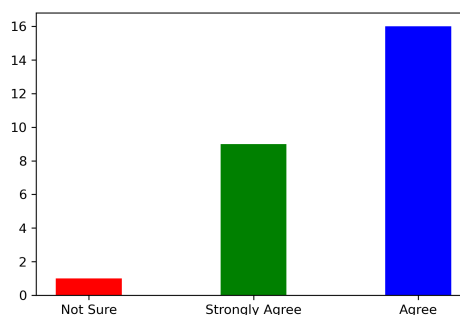
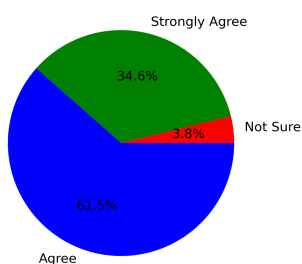
4. Availability and adequacy of modern tools in the laboratories?

Strongly Agree [4] =23.08% Agree [3] =65.38% Disagree [2] =11.54% Not sure [1] =0



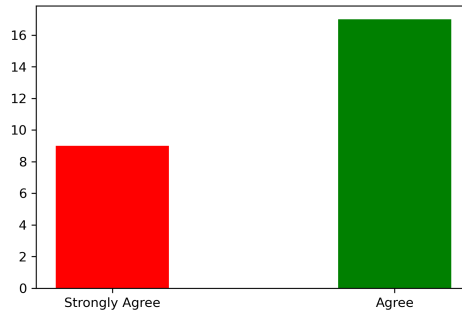
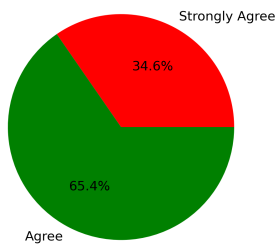
5. Are the experiments/practical prescribed in the subjects/courses helpful for your future?

Strongly Agree [4] =34.62% Agree [3] =61.54% Disagree [2] =0 Not sure [1] =3.85%



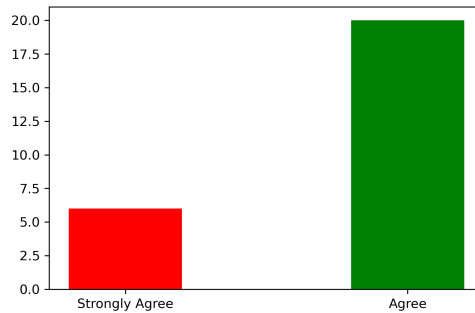
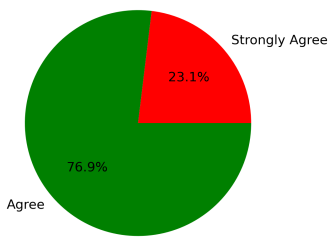
6. How is the mentorship and counselling process in the department?

Strongly Agree [4] =34.62% Agree [3] =65.38% Disagree [2] =0 Not sure [1] =0



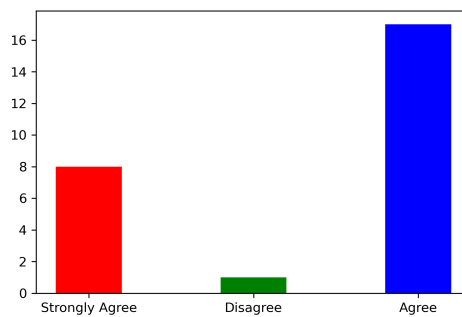
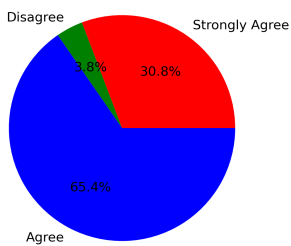
7. How is the overall learning environment?

Strongly Agree [4] =23.08% Agree [3] =76.92% Disagree [2] =0 Not sure [1] =0



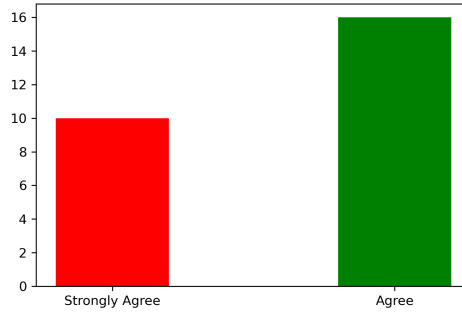
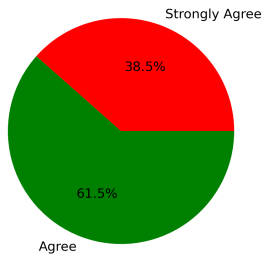
8. Did you improve your communication skill?

Strongly Agree [4] =30.77% Agree [3] =65.38% Disagree [2] =3.85% Not sure [1] =0



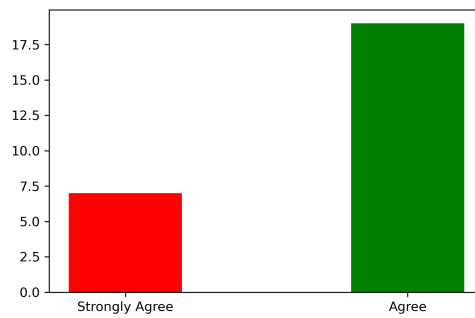
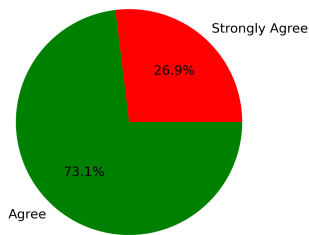
9. Are the teachers able to demonstrate the required knowledge and skills?

Strongly Agree [4] =38.46% Agree [3] =61.54% Disagree [2] =0 Not sure [1] =0



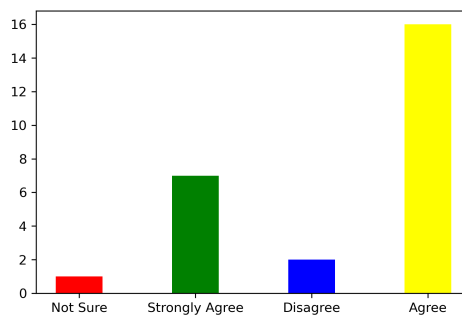
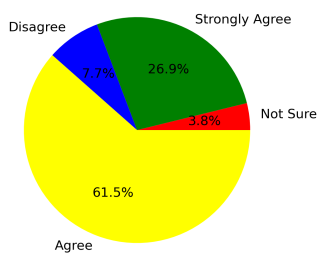
10. Is the pedagogy used by the teachers effective and interesting?

Strongly Agree [4] =26.92% Agree [3] =73.08% Disagree [2] =0 Not sure [1] =0



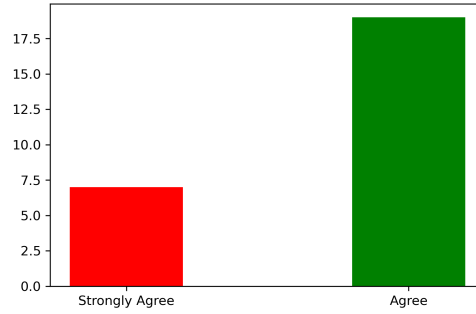
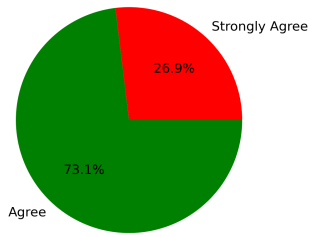
11. Are the opportunities provided for cocurricular and extracurricular activities?

Strongly Agree [4] =26.92% Agree [3] =61.54% Disagree [2] =7.69% Not sure [1] =3.85%



12. Are events (workshop/seminar/webinar etc.) conducted for the holistic development of the students and to bridge industry-academia gap?

Strongly Agree [4] =26.92% Agree [3] =73.08% Disagree [2] =0 Not sure [1] =0



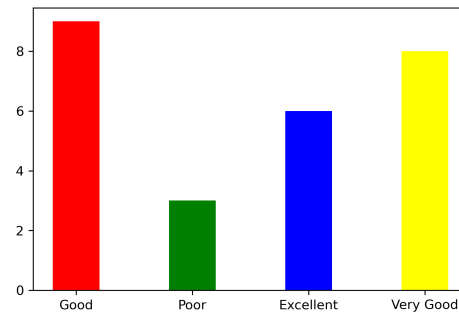
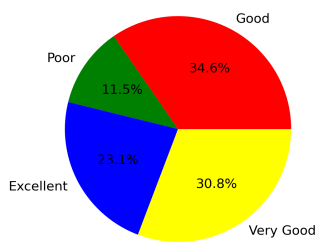
Summary

Strongly Agree: 29.49%
 Agree: 66.99%
 Disagree: 2.56%
 Not Sure: 0.96%

Feedback on Facilities

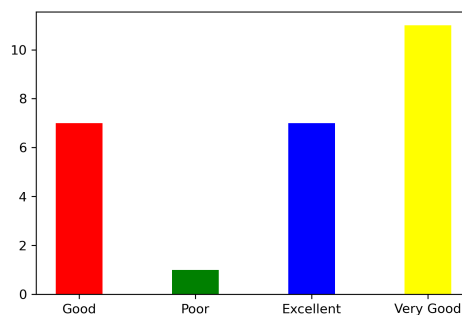
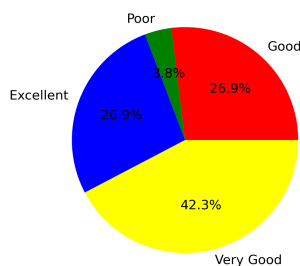
1. Laboratory facility

Excellent [4] =23.08% Very Good [3] =30.77% Good [2] =34.62% Poor [1] =11.54%



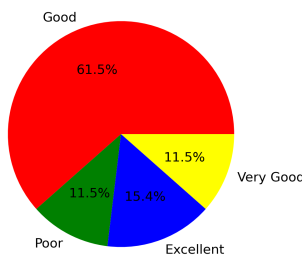
2. Library facility

Excellent [4] =26.92% Very Good [3] =42.31% Good [2] =26.92% Poor [1] =3.85%



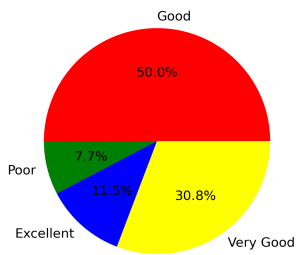
3. Hostel facility (if applicable)

Excellent [4] =15.38% Very Good [3] =11.54% Good [2] =61.54% Poor [1] =11.54%



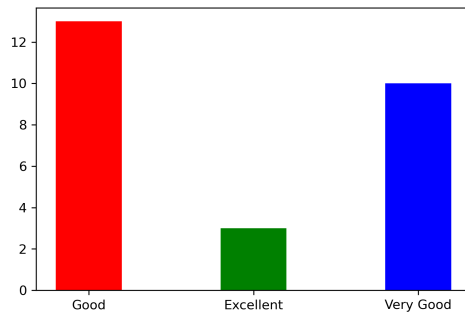
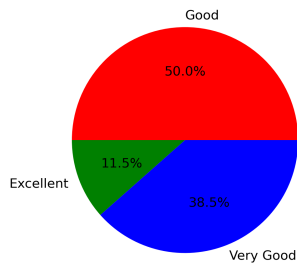
4. Sports facility

Excellent [4] =11.54% Very Good [3] =30.77% Good [2] =50.0% Poor [1] =7.69%



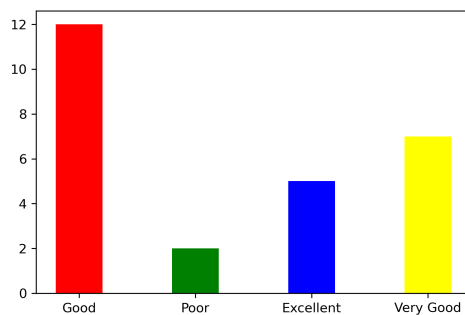
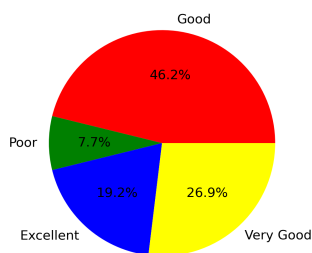
5. Water facility

Excellent [4] =11.54% Very Good [3] =38.46% Good [2] =50.0% Poor [1] =0



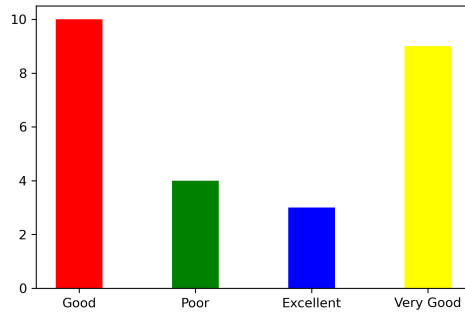
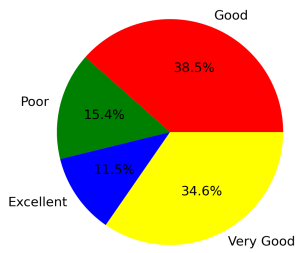
6. Cleanliness and Hygiene

Excellent [4] =19.23% Very Good [3] =26.92% Good [2] =46.15% Poor [1] =7.69%



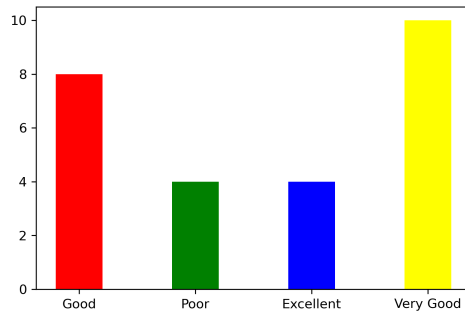
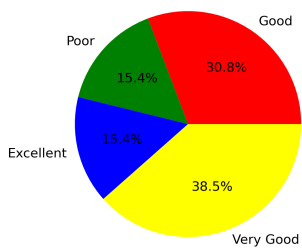
7. Canteen facility

Excellent [4] =11.54% Very Good [3] =34.62% Good [2] =38.46% Poor [1] =15.38%



8. Internet facility

Excellent [4] =15.38% Very Good [3] =38.46% Good [2] =30.77% Poor [1] =15.38%



Summary

Excellent: 16.83%
Very Good: 31.73%
Good: 42.31%
Poor: 9.13%

This is a computer generated statement and does not require a signature.