



## Semester End Feedback

Academic Year: 2023-24

### ELECTRICAL ENGINEERING

(first Year)

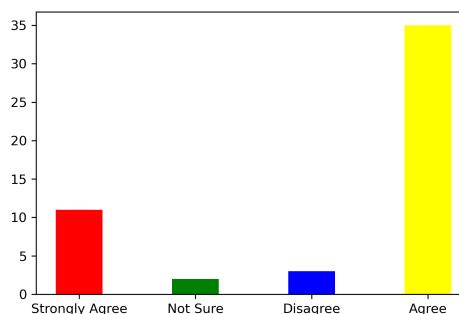
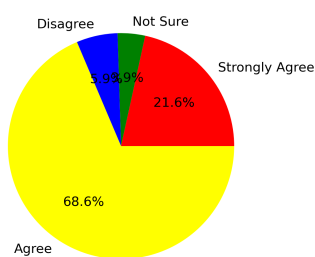
Even Semester

### Feedback on Academics

Total No. of Students participated in the survey: 51

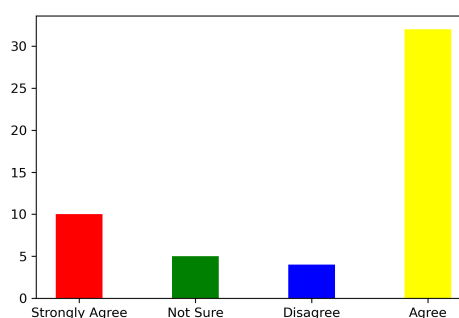
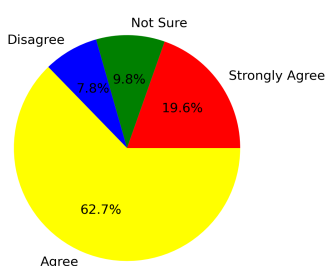
#### 1. Did you acquire any new technical or scientific knowledge?

Strongly Agree [4] =21.57% Agree [3] =68.63% Disagree [2] =5.88% Not sure [1] =3.92%



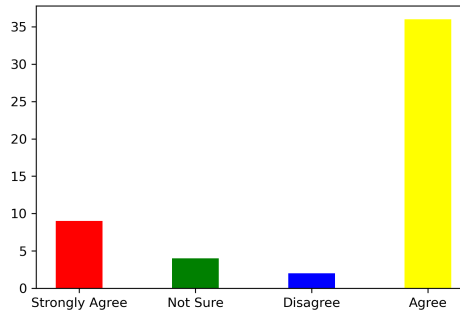
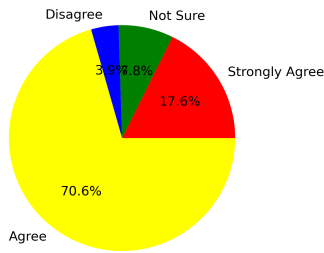
#### 2. Are you able to apply the knowledge and skills you gained in real life problem solving?

Strongly Agree [4] =19.61% Agree [3] =62.75% Disagree [2] =7.84% Not sure [1] =9.8%



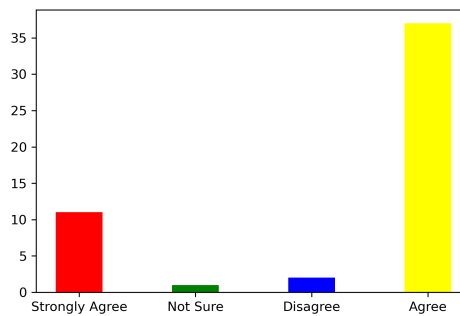
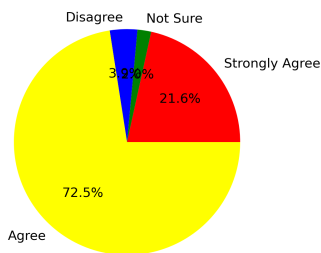
#### 3. Are the subjects you studied relevant to the current industry need?

Strongly Agree [4] =17.65% Agree [3] =70.59% Disagree [2] =3.92% Not sure [1] =7.84%



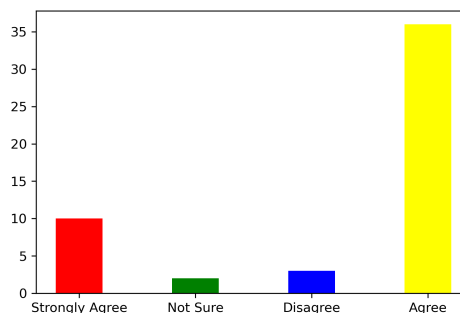
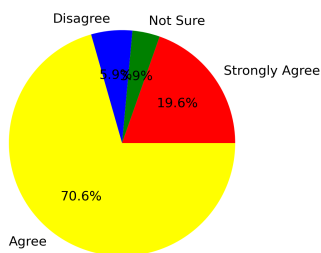
#### 4. Availability and adequacy of modern tools in the laboratories?

Strongly Agree [4] =21.57% Agree [3] =72.55% Disagree [2] =3.92% Not sure [1] =1.96%



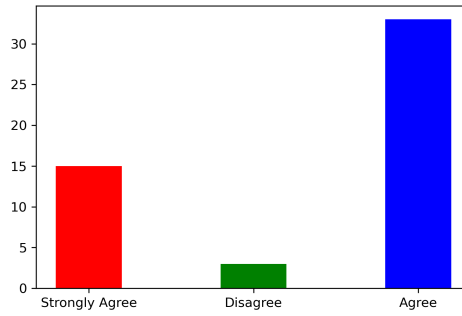
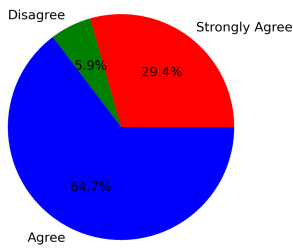
#### 5. Are the experiments/practical prescribed in the subjects/courses helpful for your future?

Strongly Agree [4] =19.61% Agree [3] =70.59% Disagree [2] =5.88% Not sure [1] =3.92%



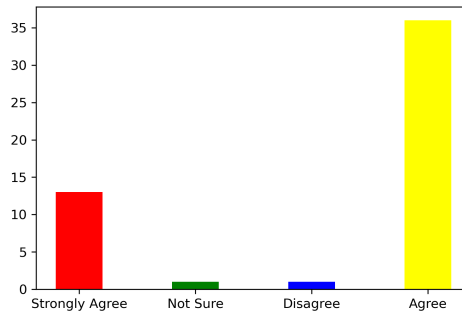
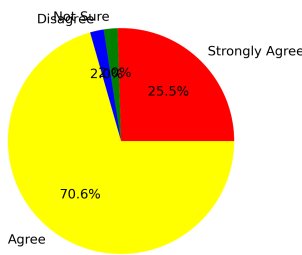
#### 6. How is the mentorship and counselling process in the department?

Strongly Agree [4] =29.41% Agree [3] =64.71% Disagree [2] =5.88% Not sure [1] =0



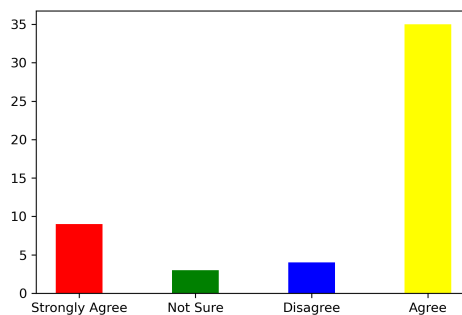
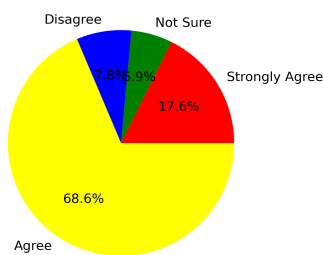
**7. How is the overall learning environment?**

Strongly Agree [4] =25.49% Agree [3] =70.59% Disagree [2] =1.96% Not sure [1] =1.96%



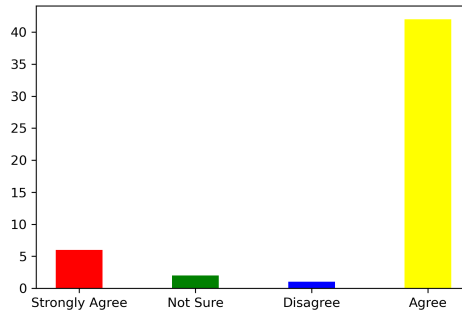
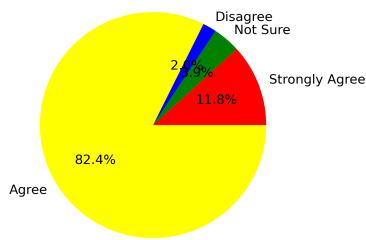
**8. Did you improve your communication skill?**

Strongly Agree [4] =17.65% Agree [3] =68.63% Disagree [2] =7.84% Not sure [1] =5.88%



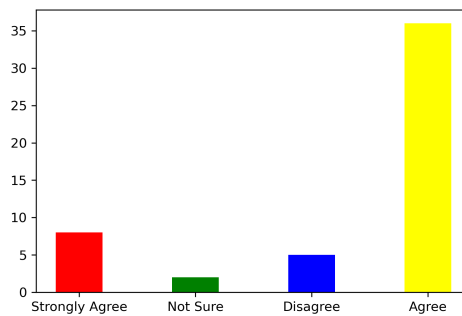
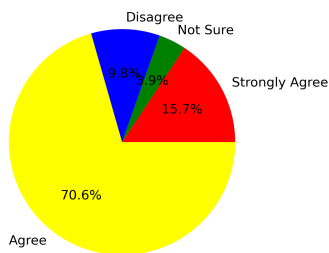
**9. Are the teachers able to demonstrate the required knowledge and skills?**

Strongly Agree [4] =11.76% Agree [3] =82.35% Disagree [2] =1.96% Not sure [1] =3.92%



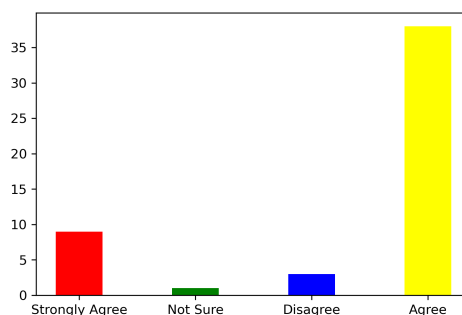
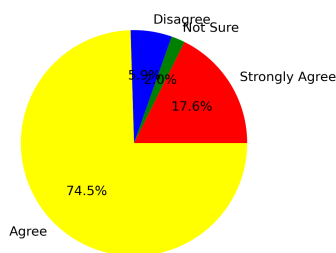
**10. Is the pedagogy used by the teachers effective and interesting?**

Strongly Agree [4] =15.69% Agree [3] =70.59% Disagree [2] =9.8% Not sure [1] =3.92%



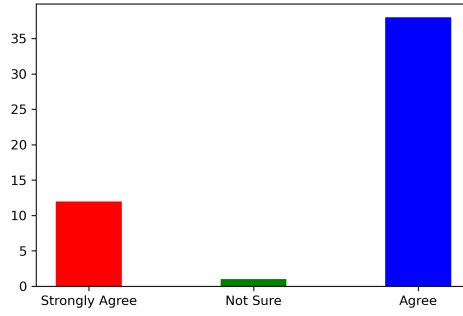
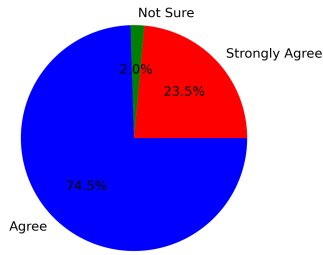
**11. Are the opportunities provided for cocurricular and extracurricular activities?**

Strongly Agree [4] =17.65% Agree [3] =74.51% Disagree [2] =5.88% Not sure [1] =1.96%



**12. Are events (workshop/seminar/webinar etc.) conducted for the holistic development of the students and to bridge industry-academia gap?**

Strongly Agree [4] =23.53% Agree [3] =74.51% Disagree [2] =0 Not sure [1] =1.96%



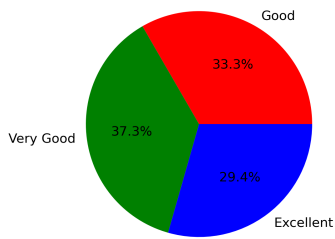
## Summary

Strongly Agree: 20.1%  
 Agree: 70.92%  
 Disagree: 5.07%  
 Not Sure: 3.92%

## Feedback on Facilities

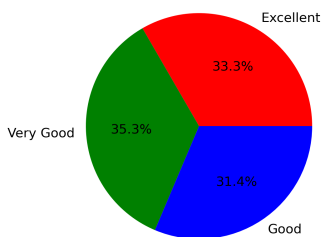
### 1. Laboratory facility

Excellent [4] =29.41% Very Good [3] =37.25% Good [2] =33.33% Poor [1] =0



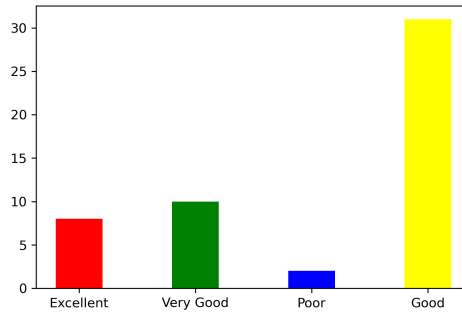
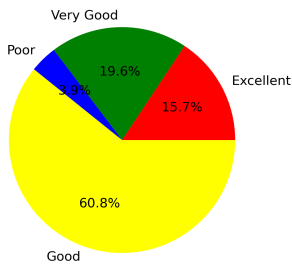
### 2. Library facility

Excellent [4] =33.33% Very Good [3] =35.29% Good [2] =31.37% Poor [1] =0



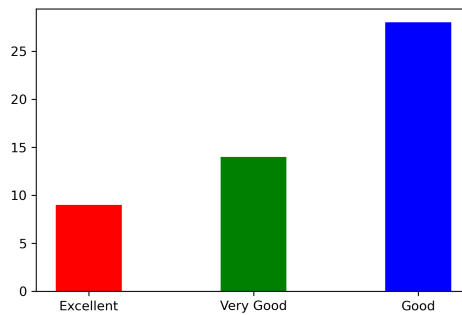
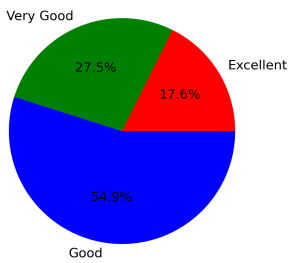
### 3. Hostel facility (if applicable)

Excellent [4] =15.69% Very Good [3] =19.61% Good [2] =60.78% Poor [1] =3.92%



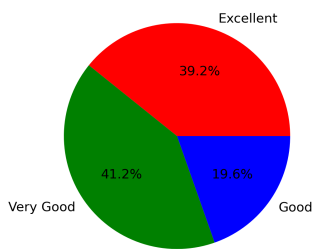
### 4. Sports facility

Excellent [4] =17.65% Very Good [3] =27.45% Good [2] =54.9% Poor [1] =0



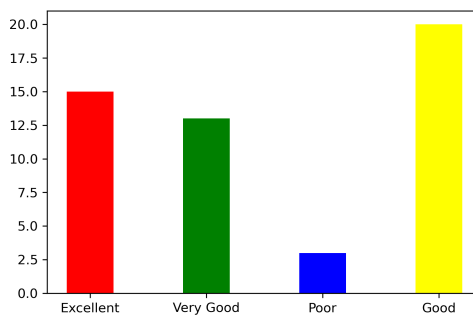
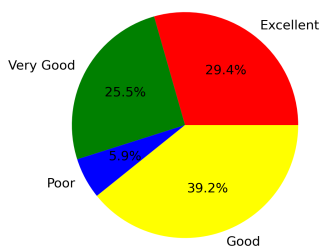
### 5. Water facility

Excellent [4] =39.22% Very Good [3] =41.18% Good [2] =19.61% Poor [1] =0



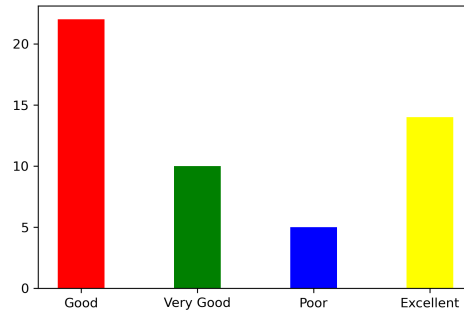
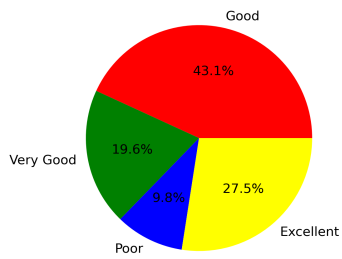
### 6. Cleanliness and Hygiene

Excellent [4] =29.41% Very Good [3] =25.49% Good [2] =39.22% Poor [1] =5.88%



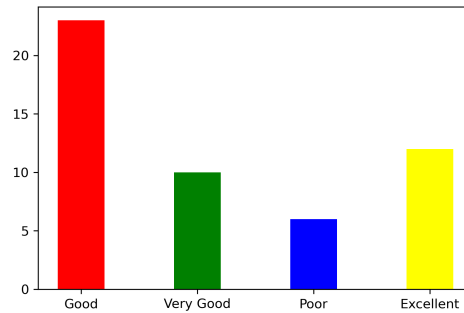
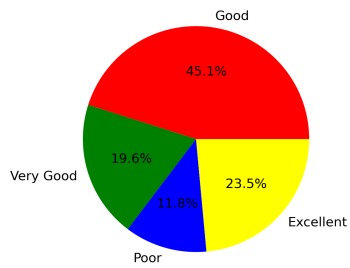
### 7. Canteen facility

Excellent [4] =27.45% Very Good [3] =19.61% Good [2] =43.14% Poor [1] =9.8%



## 8. Internet facility

Excellent [4] =23.53% Very Good [3] =19.61% Good [2] =45.1% Poor [1] =11.76%



---

## Summary

Excellent: 26.96%  
Very Good: 28.19%  
Good: 40.93%  
Poor: 3.92%

---

**This is a computer generated statement and does not require a signature.**