



Semester End Feedback

Academic Year: 2023-24

CSE (DATA SCIENCE)

(first Year)

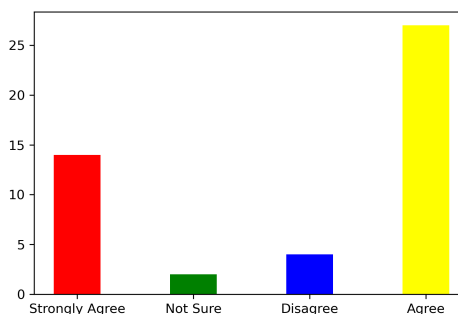
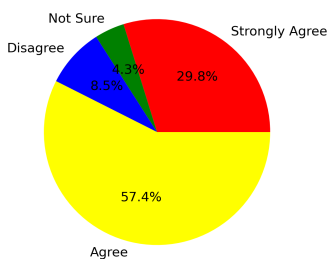
Even Semester

Feedback on Academics

Total No. of Students participated in the survey: 47

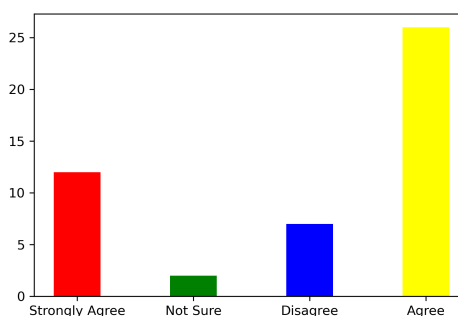
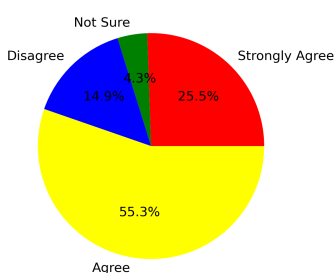
1. Did you acquire any new technical or scientific knowledge?

Strongly Agree [4] =29.79% Agree [3] =57.45% Disagree [2] =8.51% Not sure [1] =4.26%



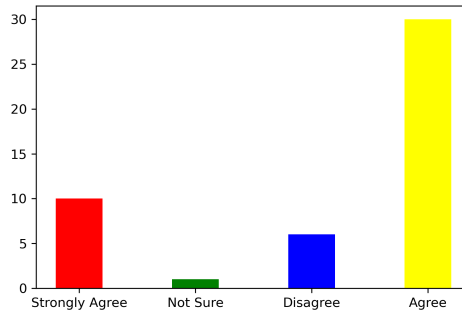
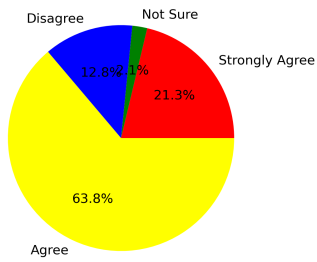
2. Are you able to apply the knowledge and skills you gained in real life problem solving?

Strongly Agree [4] =25.53% Agree [3] =55.32% Disagree [2] =14.89% Not sure [1] =4.26%



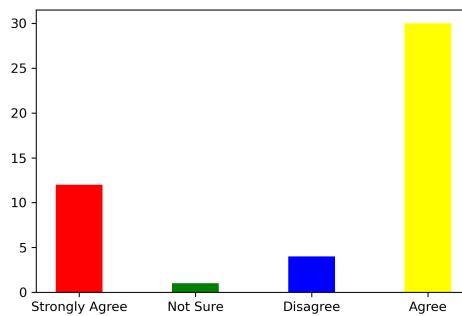
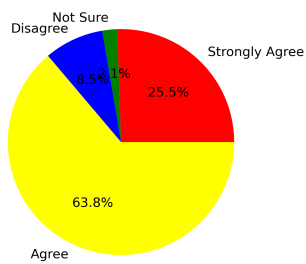
3. Are the subjects you studied relevant to the current industry need?

Strongly Agree [4] =21.28% Agree [3] =63.83% Disagree [2] =12.77% Not sure [1] =2.13%



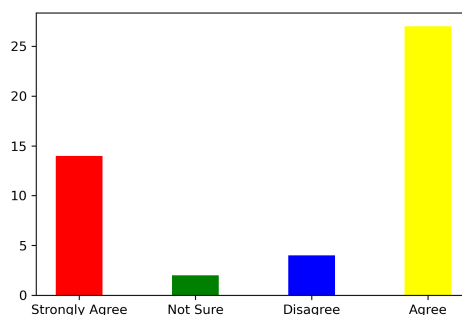
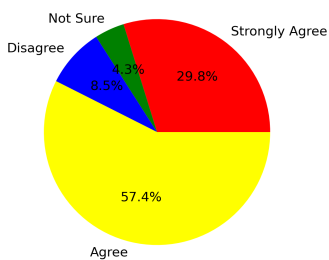
4. Availability and adequacy of modern tools in the laboratories?

Strongly Agree [4] =25.53% Agree [3] =63.83% Disagree [2] =8.51% Not sure [1] =2.13%



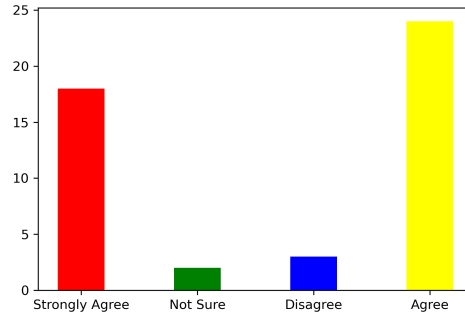
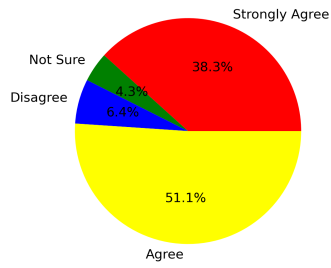
5. Are the experiments/practical prescribed in the subjects/courses helpful for your future?

Strongly Agree [4] =29.79% Agree [3] =57.45% Disagree [2] =8.51% Not sure [1] =4.26%



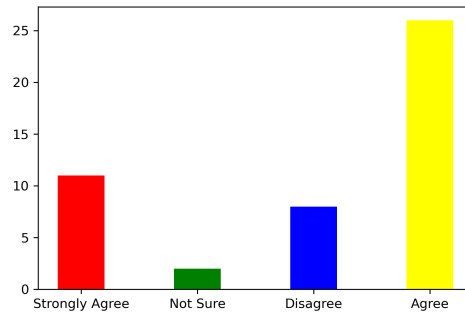
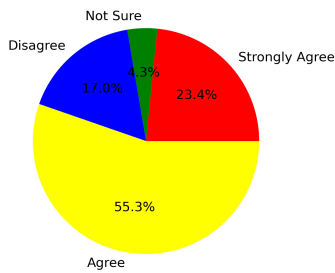
6. How is the mentorship and counselling process in the department?

Strongly Agree [4] =38.3% Agree [3] =51.06% Disagree [2] =6.38% Not sure [1] =4.26%



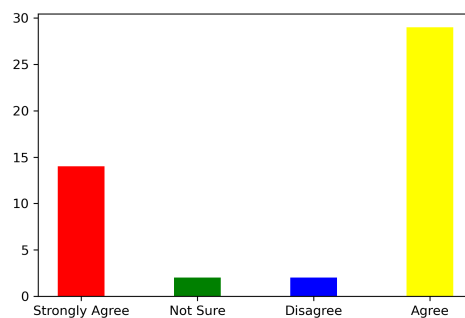
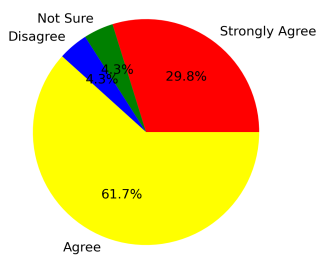
7. How is the overall learning environment?

Strongly Agree [4] =23.4% Agree [3] =55.32% Disagree [2] =17.02% Not sure [1] =4.26%



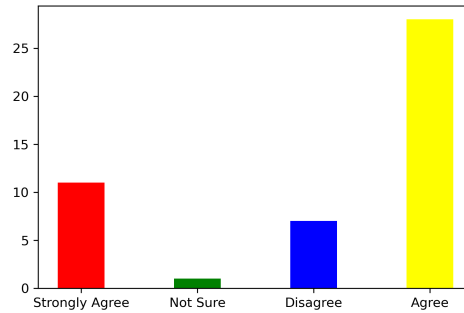
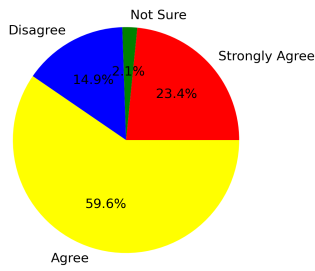
8. Did you improve your communication skill?

Strongly Agree [4] =29.79% Agree [3] =61.7% Disagree [2] =4.26% Not sure [1] =4.26%



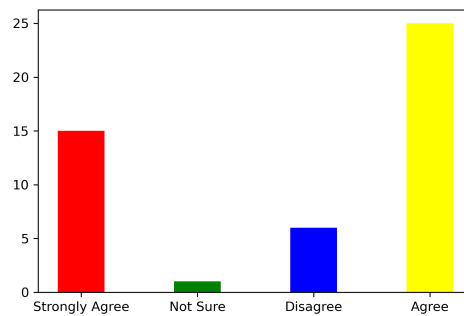
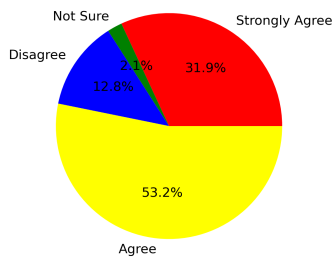
9. Are the teachers able to demonstrate the required knowledge and skills?

Strongly Agree [4] =23.4% Agree [3] =59.57% Disagree [2] =14.89% Not sure [1] =2.13%



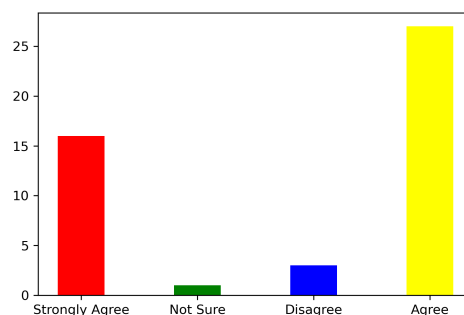
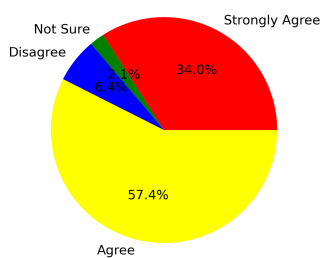
10. Is the pedagogy used by the teachers effective and interesting?

Strongly Agree [4] =31.91% Agree [3] =53.19% Disagree [2] =12.77% Not sure [1] =2.13%



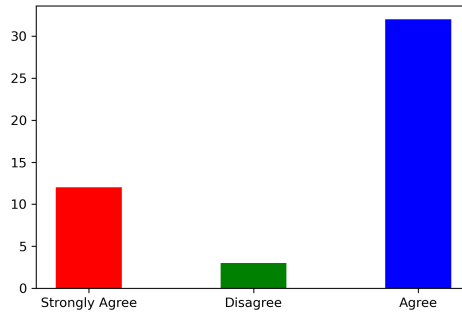
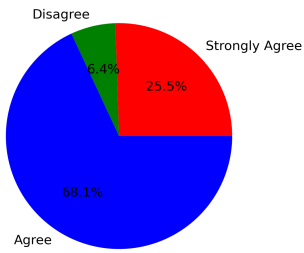
11. Are the opportunities provided for cocurricular and extracurricular activities?

Strongly Agree [4] =34.04% Agree [3] =57.45% Disagree [2] =6.38% Not sure [1] =2.13%



12. Are events (workshop/seminar/webinar etc.) conducted for the holistic development of the students and to bridge industry-academia gap?

Strongly Agree [4] =25.53% Agree [3] =68.09% Disagree [2] =6.38% Not sure [1] =0



Summary

Strongly Agree: 28.19%

Agree: 58.69%

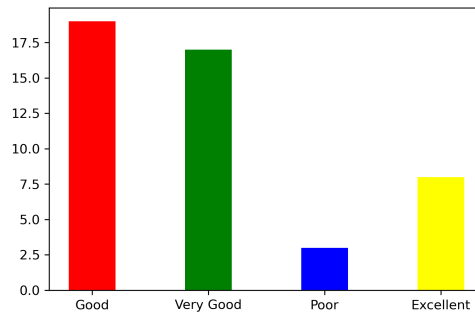
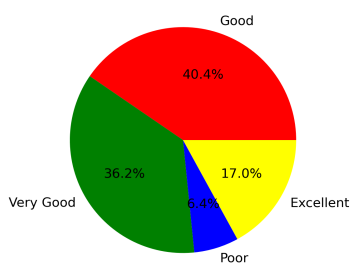
Disagree: 10.11%

Not Sure: 3.01%

Feedback on Facilities

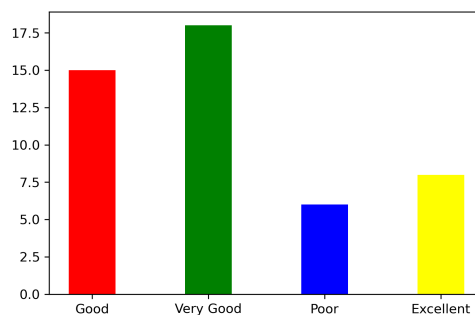
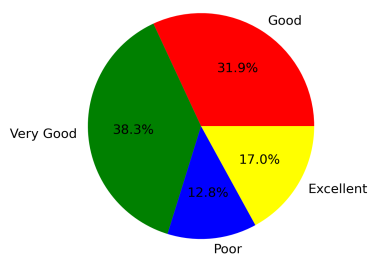
1. Laboratory facility

Excellent [4] =17.02% Very Good [3] =36.17% Good [2] =40.43% Poor [1] =6.38%



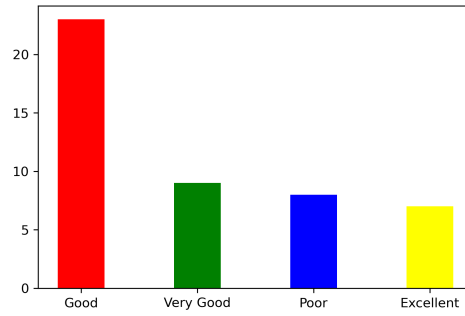
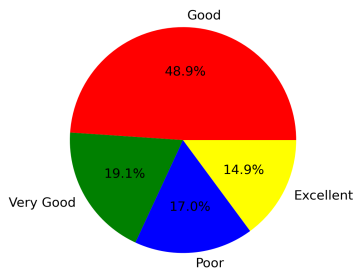
2. Library facility

Excellent [4] =17.02% Very Good [3] =38.3% Good [2] =31.91% Poor [1] =12.77%



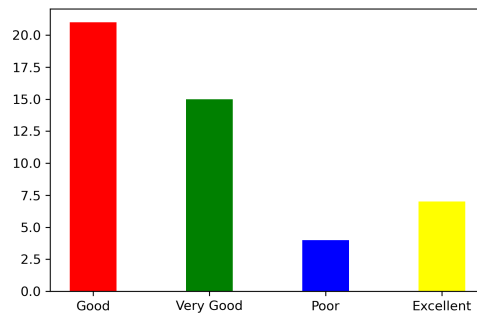
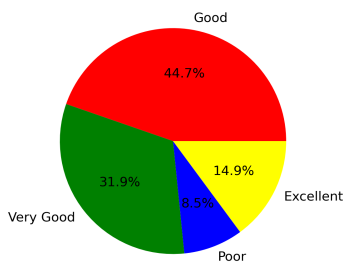
3. Hostel facility (if applicable)

Excellent [4] =14.89% Very Good [3] =19.15% Good [2] =48.94% Poor [1] =17.02%



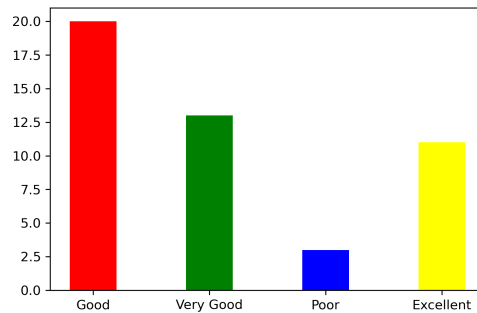
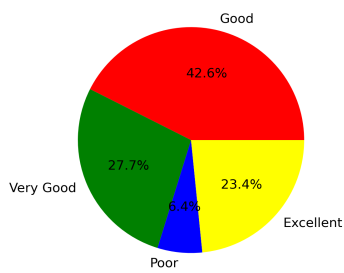
4. Sports facility

Excellent [4] =14.89% Very Good [3] =31.91% Good [2] =44.68% Poor [1] =8.51%



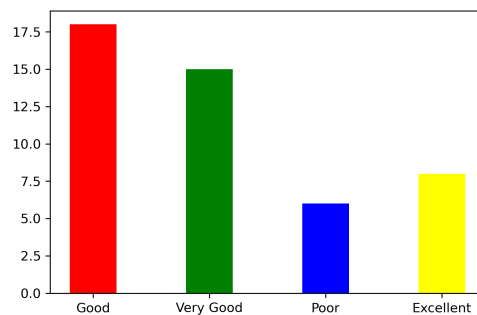
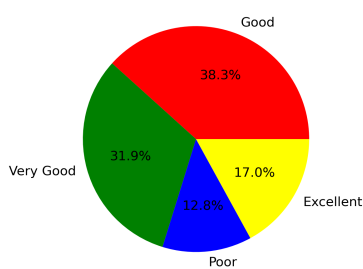
5. Water facility

Excellent [4] =23.4% Very Good [3] =27.66% Good [2] =42.55% Poor [1] =6.38%



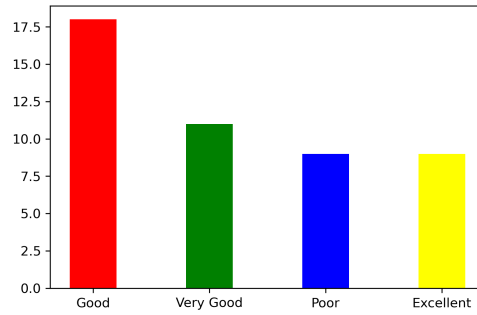
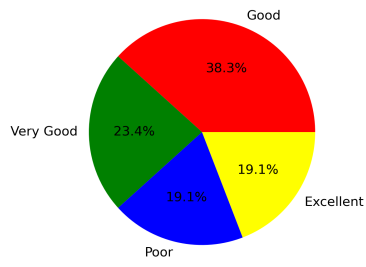
6. Cleanliness and Hygiene

Excellent [4] =17.02% Very Good [3] =31.91% Good [2] =38.3% Poor [1] =12.77%



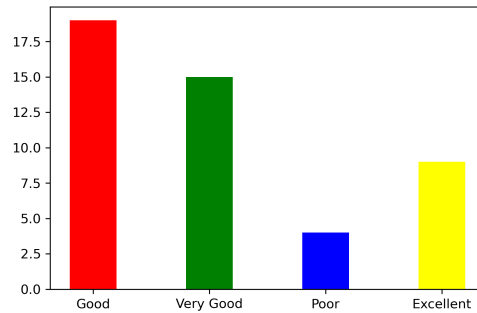
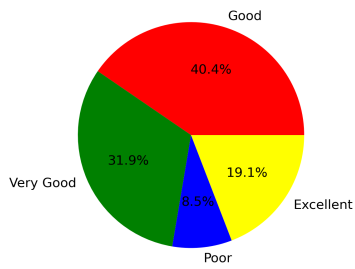
7. Canteen facility

Excellent [4] =19.15% Very Good [3] =23.4% Good [2] =38.3% Poor [1] =19.15%



8. Internet facility

Excellent [4] =19.15% Very Good [3] =31.91% Good [2] =40.43% Poor [1] =8.51%



Summary

Excellent: 17.82%
Very Good: 30.05%
Good: 40.69%
Poor: 11.44%

This is a computer generated statement and does not require a signature.