



Semester End Feedback

Academic Year: 2023-24

MECHANICAL ENGINEERING

(second Year)

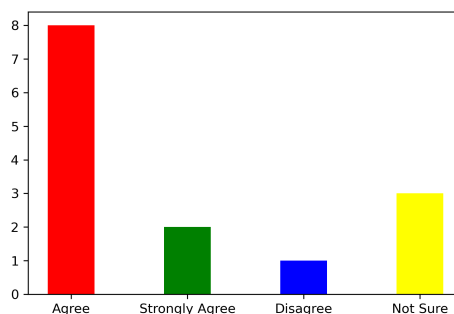
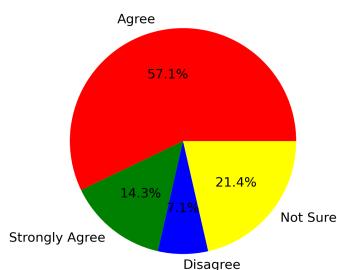
Even Semester

Feedback on Academics

Total No. of Students participated in the survey: 14

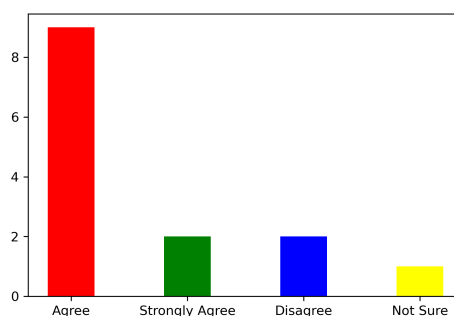
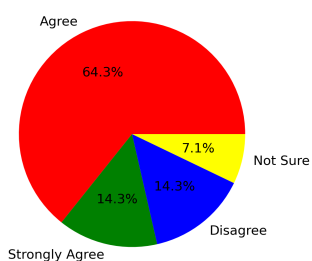
1. Did you acquire any new technical or scientific knowledge?

Strongly Agree [4] =14.29% Agree [3] =57.14% Disagree [2] =7.14% Not sure [1] =21.43%



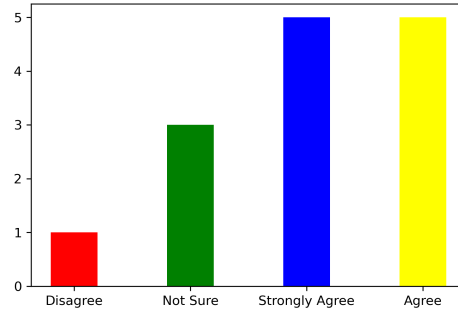
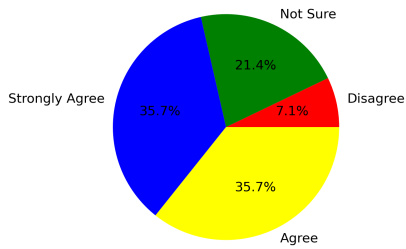
2. Are you able to apply the knowledge and skills you gained in real life problem solving?

Strongly Agree [4] =14.29% Agree [3] =64.29% Disagree [2] =14.29% Not sure [1] =7.14%



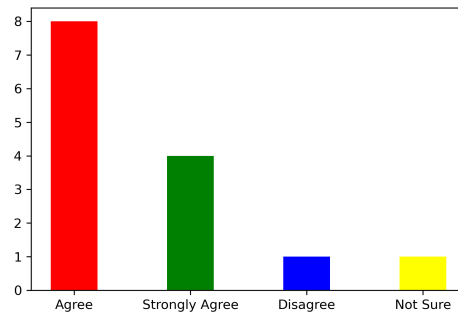
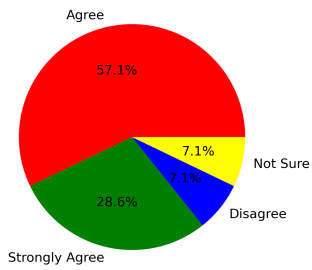
3. Are the subjects you studied relevant to the current industry need?

Strongly Agree [4] =35.71% Agree [3] =35.71% Disagree [2] =7.14% Not sure [1] =21.43%



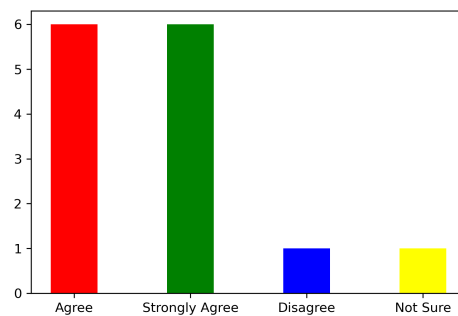
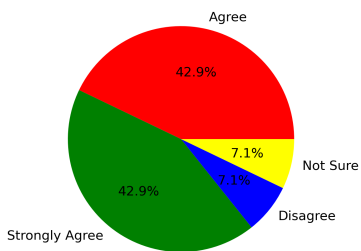
4. Availability and adequacy of modern tools in the laboratories?

Strongly Agree [4] = 28.57% Agree [3] = 57.14% Disagree [2] = 7.14% Not sure [1] = 7.14%



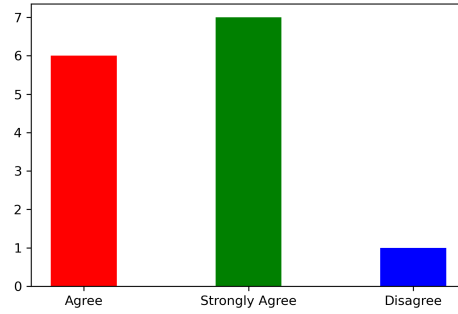
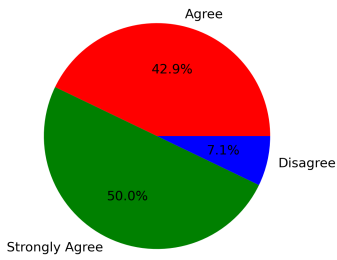
5. Are the experiments/practical prescribed in the subjects/courses helpful for your future?

Strongly Agree [4] = 42.86% Agree [3] = 42.86% Disagree [2] = 7.14% Not sure [1] = 7.14%



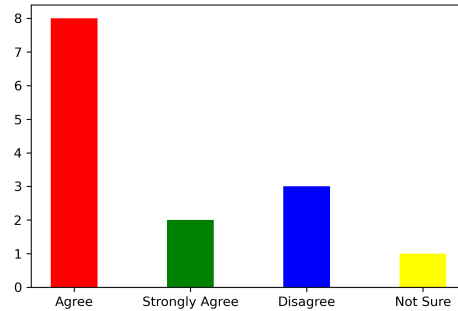
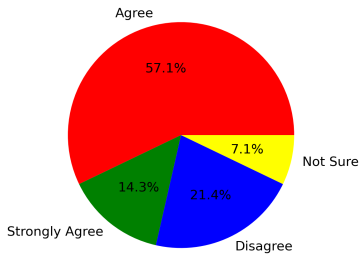
6. How is the mentorship and counselling process in the department?

Strongly Agree [4] = 50.0% Agree [3] = 42.86% Disagree [2] = 7.14% Not sure [1] = 0



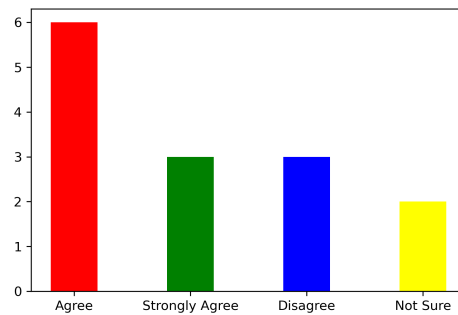
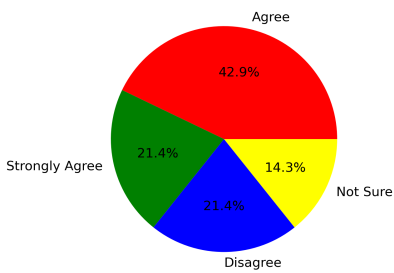
7. How is the overall learning environment?

Strongly Agree [4] =14.29% Agree [3] =57.14% Disagree [2] =21.43% Not sure [1] =7.14%



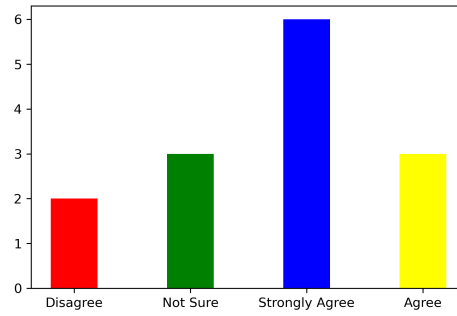
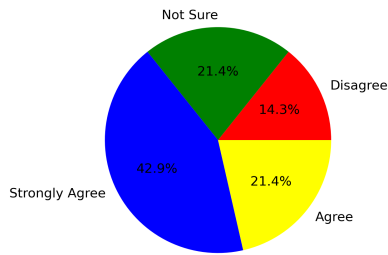
8. Did you improve your communication skill?

Strongly Agree [4] =21.43% Agree [3] =42.86% Disagree [2] =21.43% Not sure [1] =14.29%



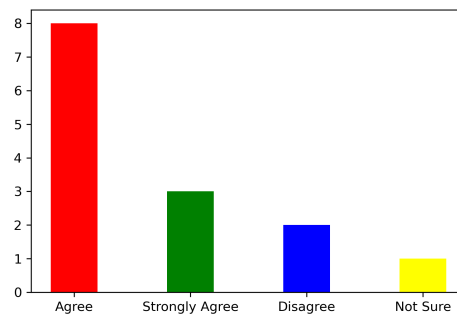
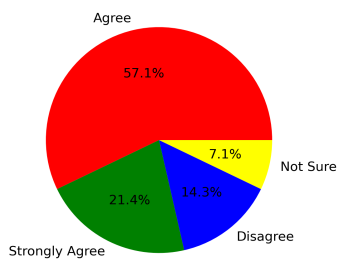
9. Are the teachers able to demonstrate the required knowledge and skills?

Strongly Agree [4] =42.86% Agree [3] =21.43% Disagree [2] =14.29% Not sure [1] =21.43%



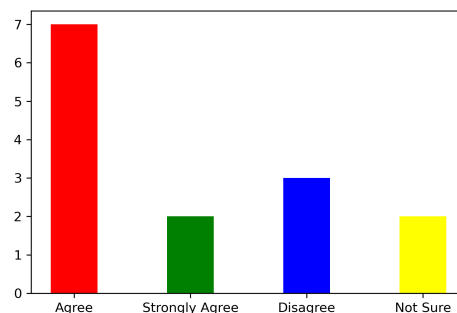
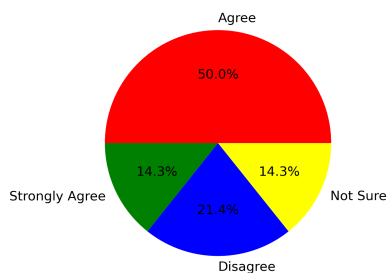
10. Is the pedagogy used by the teachers effective and interesting?

Strongly Agree [4] =21.43% Agree [3] =57.14% Disagree [2] =14.29% Not sure [1] =7.14%



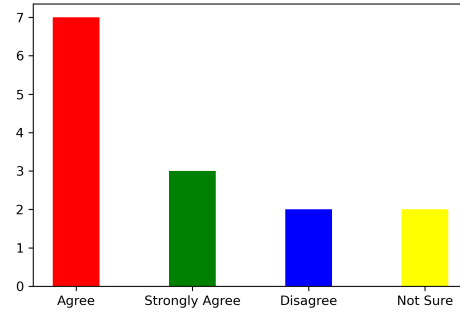
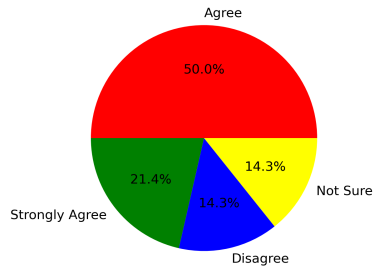
11. Are the opportunities provided for cocurricular and extracurricular activities?

Strongly Agree [4] =14.29% Agree [3] =50.0% Disagree [2] =21.43% Not sure [1] =14.29%



12. Are events (workshop/seminar/webinar etc.) conducted for the holistic development of the students and to bridge industry-academia gap?

Strongly Agree [4] =21.43% Agree [3] =50.0% Disagree [2] =14.29% Not sure [1] =14.29%



Summary

Strongly Agree: 26.79%

Agree: 48.21%

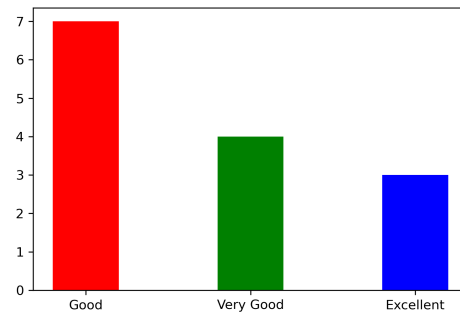
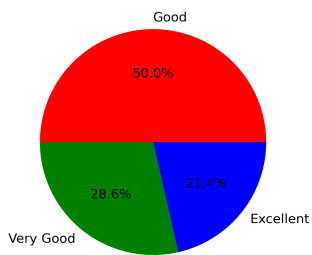
Disagree: 13.1%

Not Sure: 11.9%

Feedback on Facilities

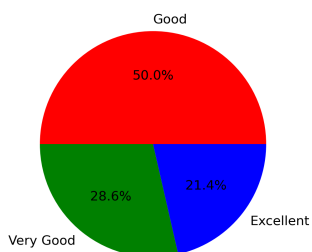
1. Laboratory facility

Excellent [4] =21.43% Very Good [3] =28.57% Good [2] =50.0% Poor [1] =0



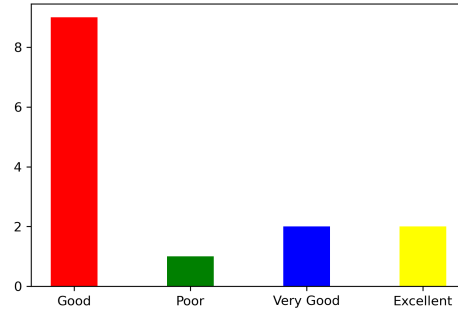
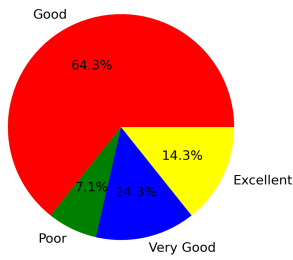
2. Library facility

Excellent [4] =21.43% Very Good [3] =28.57% Good [2] =50.0% Poor [1] =0



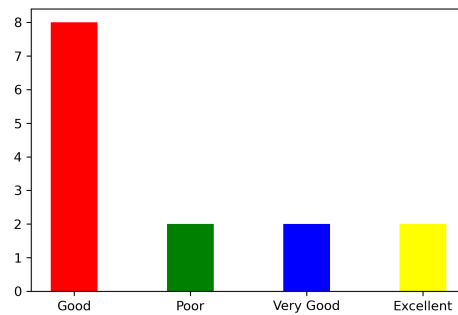
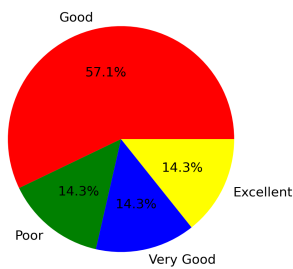
3. Hostel facility (if applicable)

Excellent [4] =14.29% Very Good [3] =14.29% Good [2] =64.29% Poor [1] =7.14%



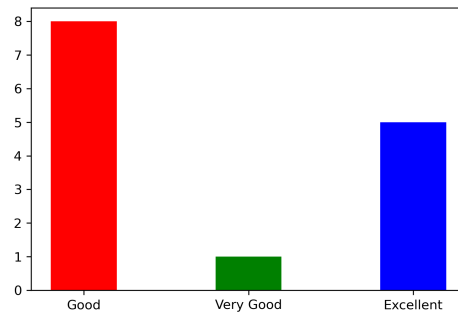
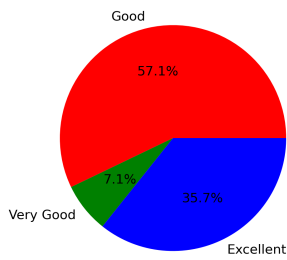
4. Sports facility

Excellent [4] =14.29% Very Good [3] =14.29% Good [2] =57.14% Poor [1] =14.29%



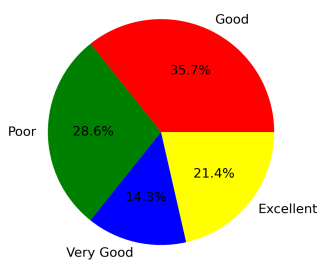
5. Water facility

Excellent [4] =35.71% Very Good [3] =7.14% Good [2] =57.14% Poor [1] =0



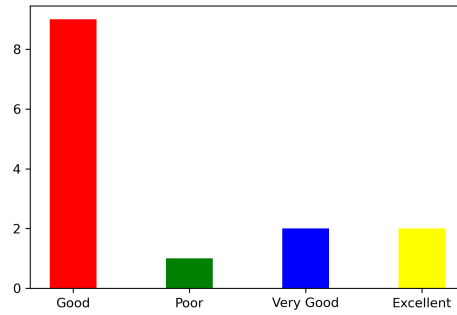
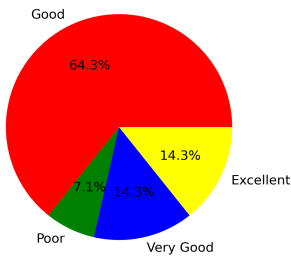
6. Cleanliness and Hygiene

Excellent [4] =21.43% Very Good [3] =14.29% Good [2] =35.71% Poor [1] =28.57%



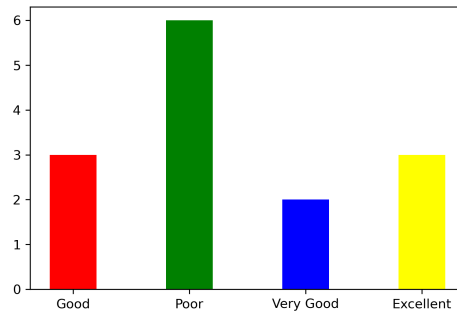
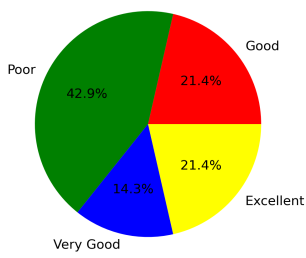
7. Canteen facility

Excellent [4] =14.29% Very Good [3] =14.29% Good [2] =64.29% Poor [1] =7.14%



8. Internet facility

Excellent [4] =21.43% Very Good [3] =14.29% Good [2] =21.43% Poor [1] =42.86%



Summary

Excellent: 20.54%
Very Good: 16.96%
Good: 50.0%
Poor: 12.5%

This is a computer generated statement and does not require a signature.