



## Semester End Feedback

Academic Year: 2023-24

### INFORMATION TECHNOLOGY

(second Year)

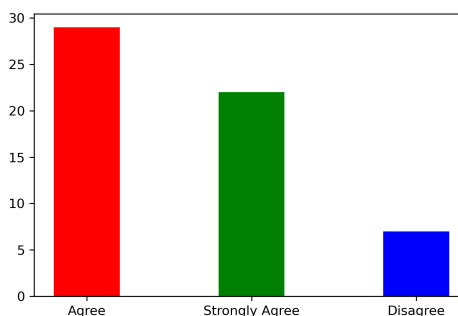
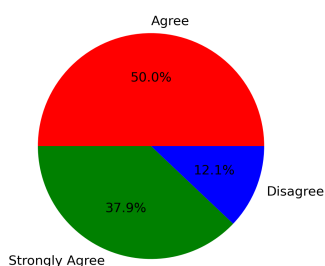
Even Semester

### Feedback on Academics

Total No. of Students participated in the survey: 58

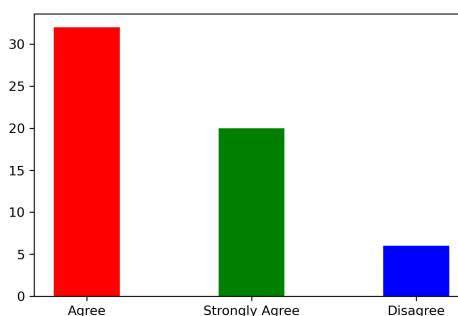
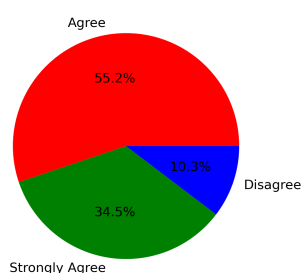
#### 1. Did you acquire any new technical or scientific knowledge?

Strongly Agree [4] =37.93% Agree [3] =50.0% Disagree [2] =12.07% Not sure [1] =0



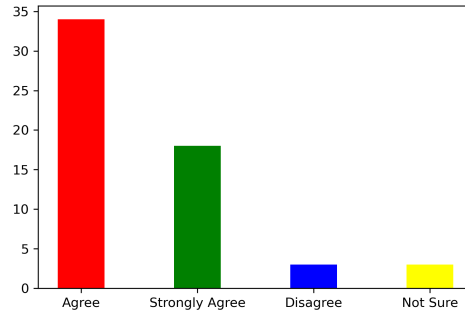
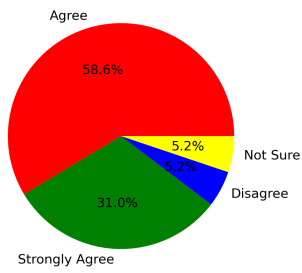
#### 2. Are you able to apply the knowledge and skills you gained in real life problem solving?

Strongly Agree [4] =34.48% Agree [3] =55.17% Disagree [2] =10.34% Not sure [1] =0



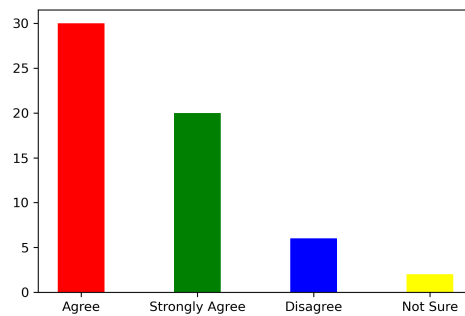
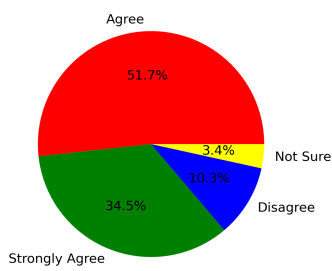
#### 3. Are the subjects you studied relevant to the current industry need?

Strongly Agree [4] =31.03% Agree [3] =58.62% Disagree [2] =5.17% Not sure [1] =5.17%



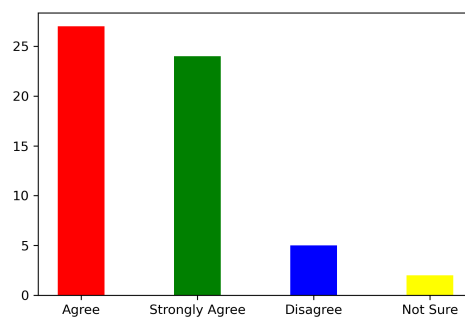
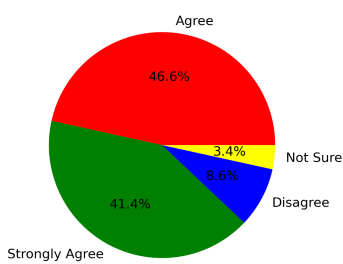
#### 4. Availability and adequacy of modern tools in the laboratories?

Strongly Agree [4] =34.48% Agree [3] =51.72% Disagree [2] =10.34% Not sure [1] =3.45%



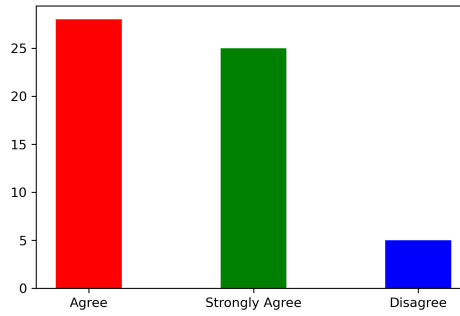
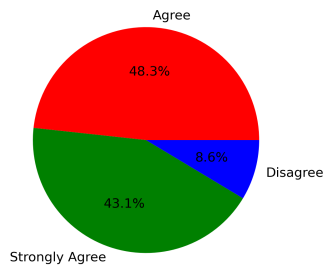
#### 5. Are the experiments/practical prescribed in the subjects/courses helpful for your future?

Strongly Agree [4] =41.38% Agree [3] =46.55% Disagree [2] =8.62% Not sure [1] =3.45%



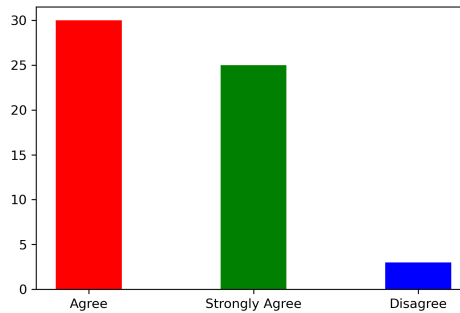
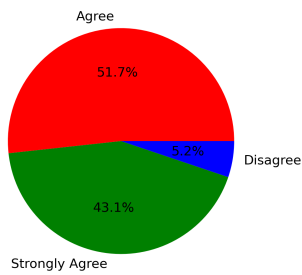
#### 6. How is the mentorship and counselling process in the department?

Strongly Agree [4] =43.1% Agree [3] =48.28% Disagree [2] =8.62% Not sure [1] =0



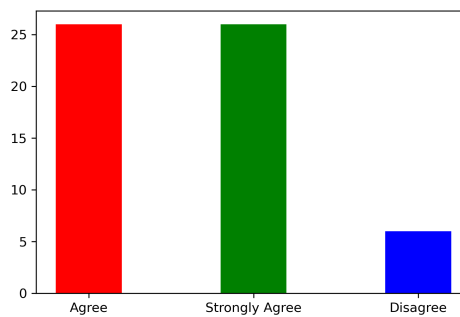
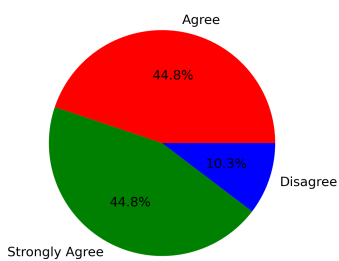
**7. How is the overall learning environment?**

Strongly Agree [4] =43.1% Agree [3] =51.72% Disagree [2] =5.17% Not sure [1] =0



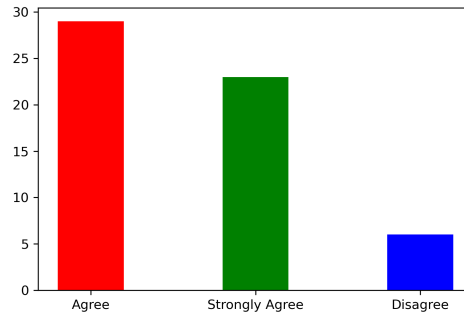
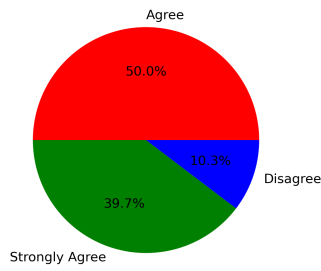
**8. Did you improve your communication skill?**

Strongly Agree [4] =44.83% Agree [3] =44.83% Disagree [2] =10.34% Not sure [1] =0



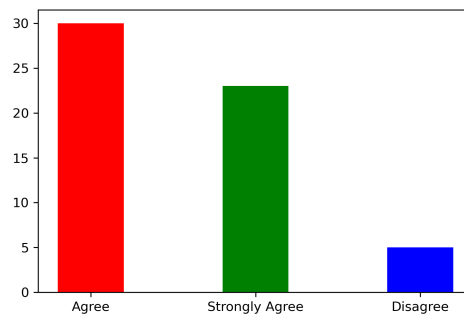
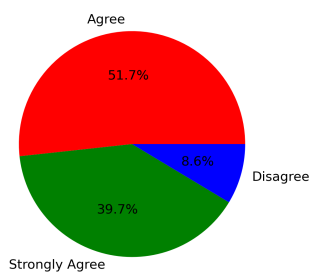
**9. Are the teachers able to demonstrate the required knowledge and skills?**

Strongly Agree [4] =39.66% Agree [3] =50.0% Disagree [2] =10.34% Not sure [1] =0



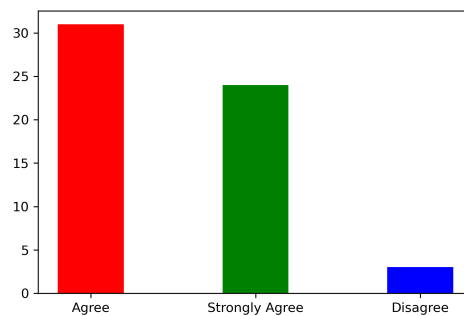
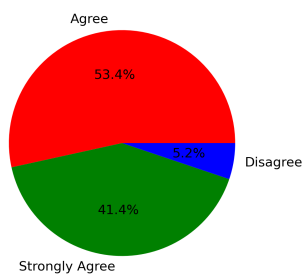
**10. Is the pedagogy used by the teachers effective and interesting?**

Strongly Agree [4] =39.66% Agree [3] =51.72% Disagree [2] =8.62% Not sure [1] =0



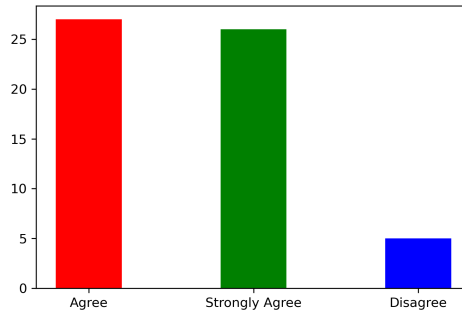
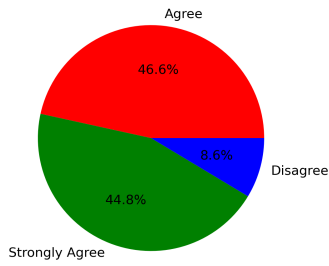
**11. Are the opportunities provided for cocurricular and extracurricular activities?**

Strongly Agree [4] =41.38% Agree [3] =53.45% Disagree [2] =5.17% Not sure [1] =0



**12. Are events (workshop/seminar/webinar etc.) conducted for the holistic development of the students and to bridge industry-academia gap?**

Strongly Agree [4] =44.83% Agree [3] =46.55% Disagree [2] =8.62% Not sure [1] =0



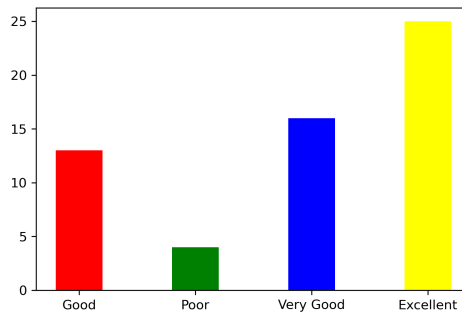
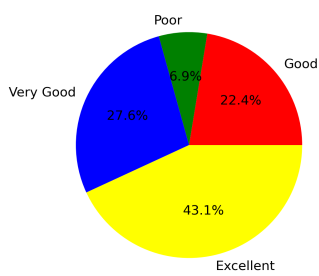
## Summary

Strongly Agree: 39.66%  
 Agree: 50.72%  
 Disagree: 8.62%  
 Not Sure: 1.01%

## Feedback on Facilities

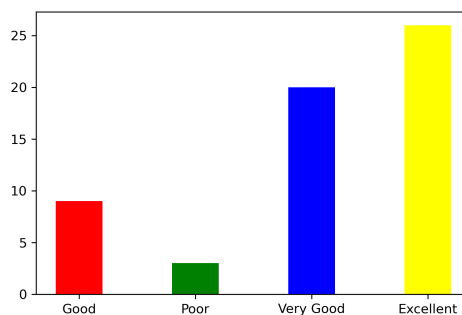
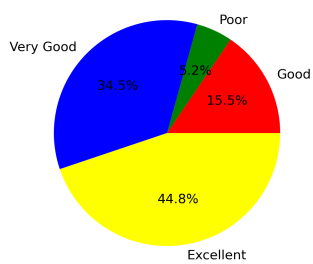
### 1. Laboratory facility

Excellent [4] =43.1% Very Good [3] =27.59% Good [2] =22.41% Poor [1] =6.9%



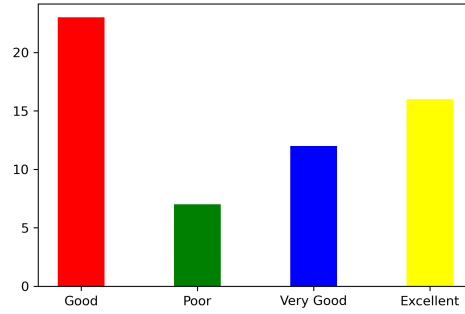
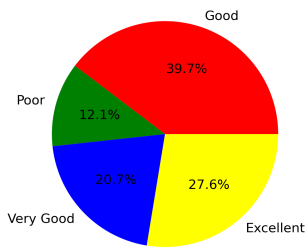
### 2. Library facility

Excellent [4] =44.83% Very Good [3] =34.48% Good [2] =15.52% Poor [1] =5.17%



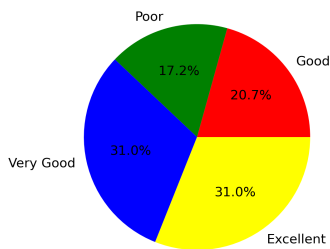
### 3. Hostel facility (if applicable)

Excellent [4] =27.59% Very Good [3] =20.69% Good [2] =39.66% Poor [1] =12.07%



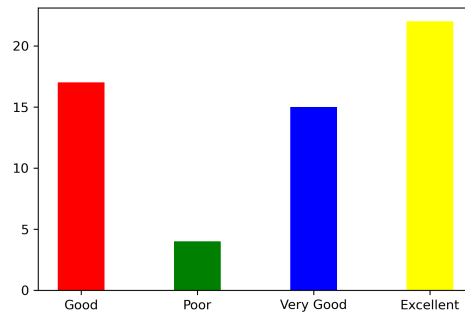
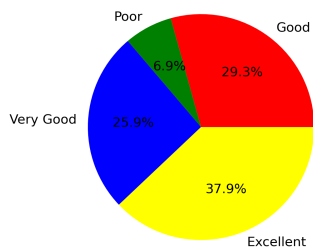
### 4. Sports facility

Excellent [4] =31.03% Very Good [3] =31.03% Good [2] =20.69% Poor [1] =17.24%



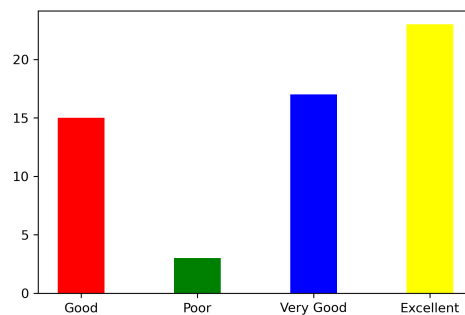
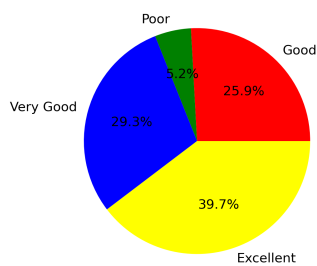
### 5. Water facility

Excellent [4] =37.93% Very Good [3] =25.86% Good [2] =29.31% Poor [1] =6.9%



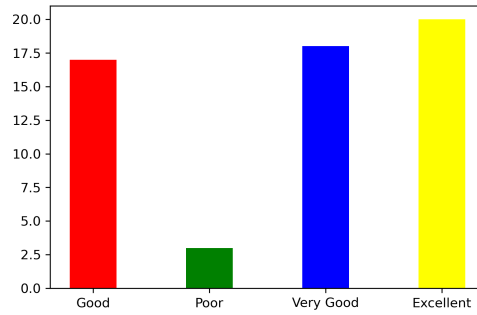
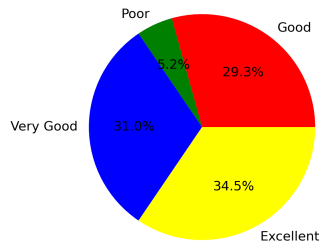
### 6. Cleanliness and Hygiene

Excellent [4] =39.66% Very Good [3] =29.31% Good [2] =25.86% Poor [1] =5.17%



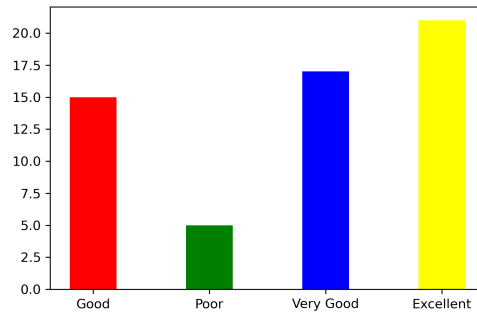
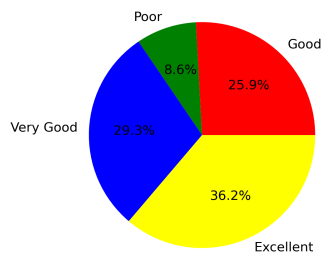
### 7. Canteen facility

Excellent [4] =34.48% Very Good [3] =31.03% Good [2] =29.31% Poor [1] =5.17%



### 8. Internet facility

Excellent [4] =36.21% Very Good [3] =29.31% Good [2] =25.86% Poor [1] =8.62%



---

### Summary

Excellent: 36.85%  
Very Good: 28.66%  
Good: 26.08%  
Poor: 8.41%

---

**This is a computer generated statement and does not require a signature.**