



## Semester End Feedback

Academic Year: 2023-24

### ELECTRICAL ENGINEERING

(second Year)

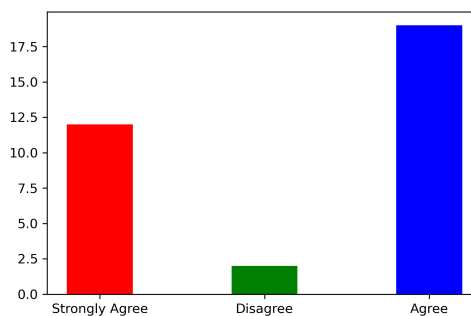
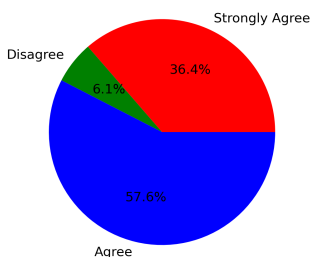
Even Semester

### Feedback on Academics

Total No. of Students participated in the survey: 33

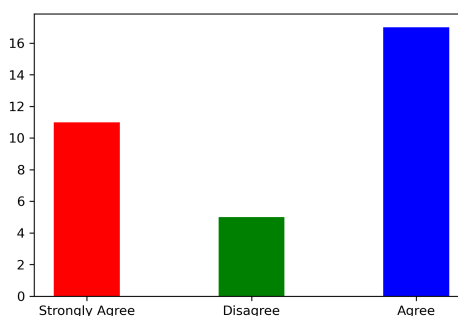
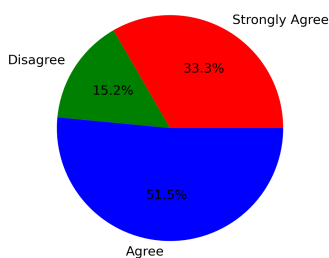
#### 1. Did you acquire any new technical or scientific knowledge?

Strongly Agree [4] =36.36% Agree [3] =57.58% Disagree [2] =6.06% Not sure [1] =0



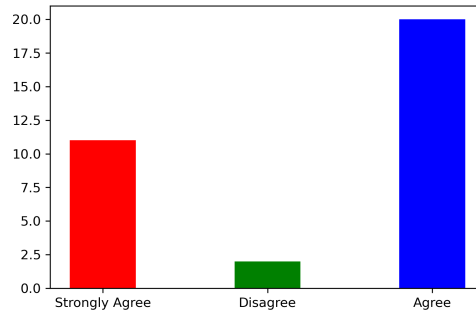
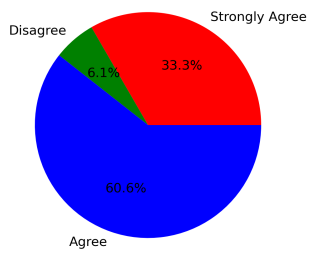
#### 2. Are you able to apply the knowledge and skills you gained in real life problem solving?

Strongly Agree [4] =33.33% Agree [3] =51.52% Disagree [2] =15.15% Not sure [1] =0



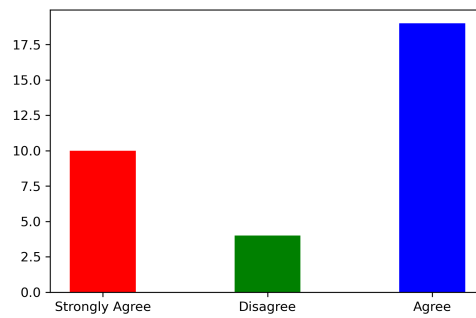
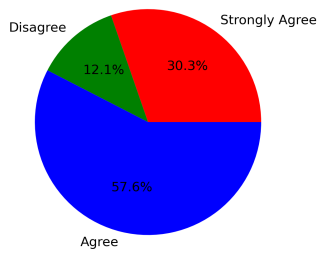
#### 3. Are the subjects you studied relevant to the current industry need?

Strongly Agree [4] =33.33% Agree [3] =60.61% Disagree [2] =6.06% Not sure [1] =0



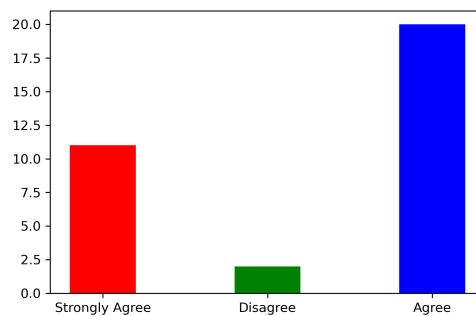
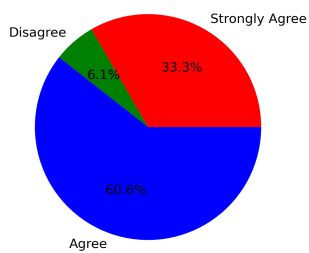
#### 4. Availability and adequacy of modern tools in the laboratories?

Strongly Agree [4] =30.3% Agree [3] =57.58% Disagree [2] =12.12% Not sure [1] =0



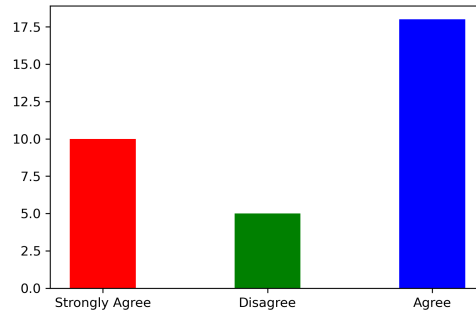
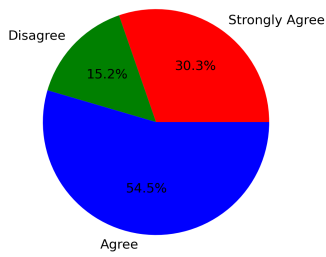
#### 5. Are the experiments/practical prescribed in the subjects/courses helpful for your future?

Strongly Agree [4] =33.33% Agree [3] =60.61% Disagree [2] =6.06% Not sure [1] =0



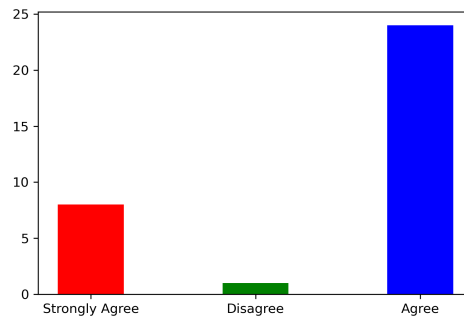
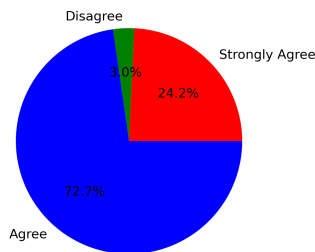
#### 6. How is the mentorship and counselling process in the department?

Strongly Agree [4] =30.3% Agree [3] =54.55% Disagree [2] =15.15% Not sure [1] =0



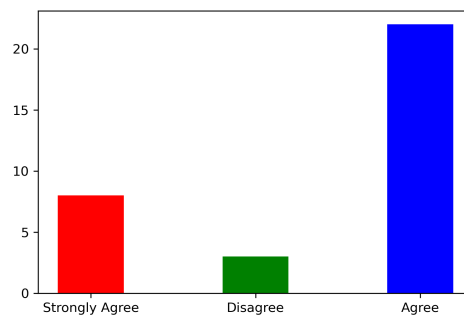
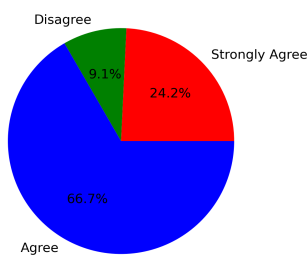
### 7. How is the overall learning environment?

Strongly Agree [4] =24.24% Agree [3] =72.73% Disagree [2] =3.03% Not sure [1] =0



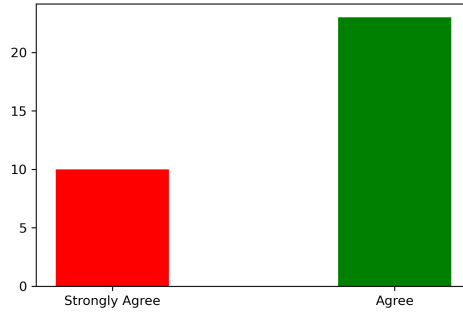
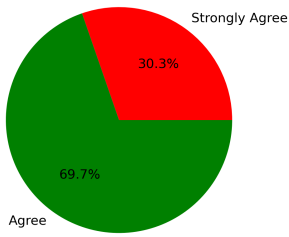
### 8. Did you improve your communication skill?

Strongly Agree [4] =24.24% Agree [3] =66.67% Disagree [2] =9.09% Not sure [1] =0



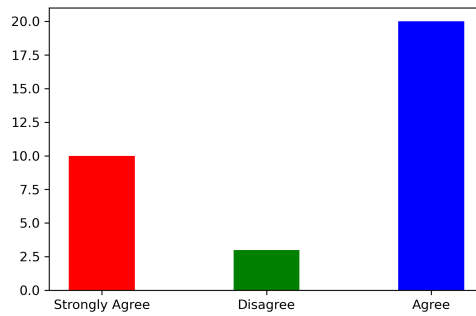
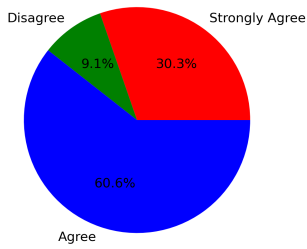
### 9. Are the teachers able to demonstrate the required knowledge and skills?

Strongly Agree [4] =30.3% Agree [3] =69.7% Disagree [2] =0 Not sure [1] =0



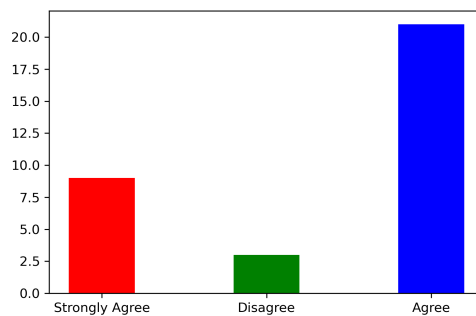
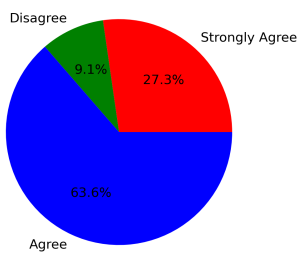
**10. Is the pedagogy used by the teachers effective and interesting?**

Strongly Agree [4] =30.3% Agree [3] =60.61% Disagree [2] =9.09% Not sure [1] =0



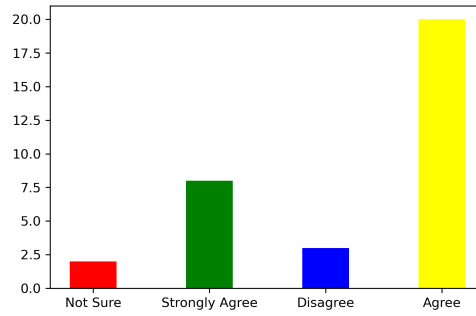
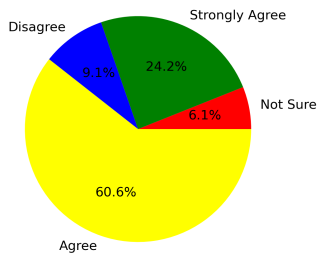
**11. Are the opportunities provided for cocurricular and extracurricular activities?**

Strongly Agree [4] =27.27% Agree [3] =63.64% Disagree [2] =9.09% Not sure [1] =0



**12. Are events (workshop/seminar/webinar etc.) conducted for the holistic development of the students and to bridge industry-academia gap?**

Strongly Agree [4] =24.24% Agree [3] =60.61% Disagree [2] =9.09% Not sure [1] =6.06%



## Summary

Strongly Agree: 29.8%

Agree: 61.36%

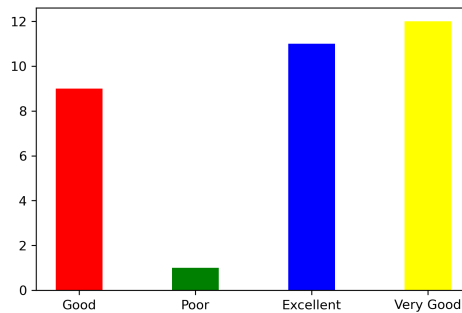
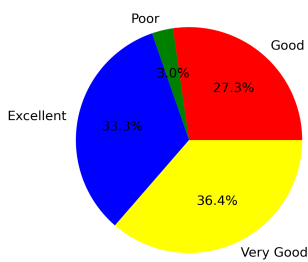
Disagree: 8.33%

Not Sure: 0.51%

## Feedback on Facilities

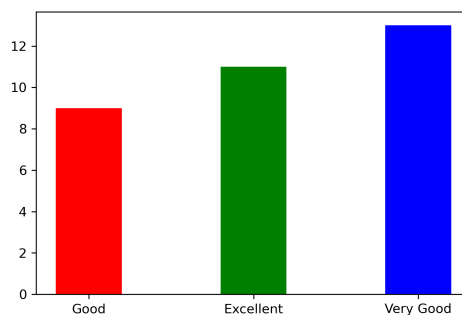
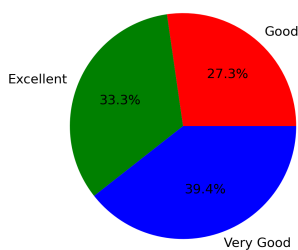
### 1. Laboratory facility

Excellent [4] =33.33% Very Good [3] =36.36% Good [2] =27.27% Poor [1] =3.03%



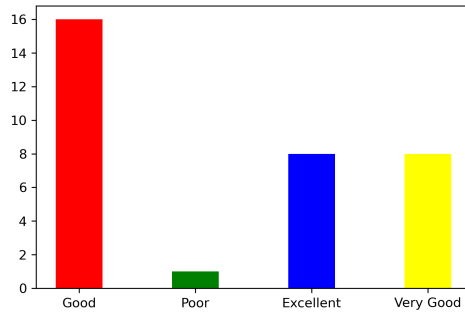
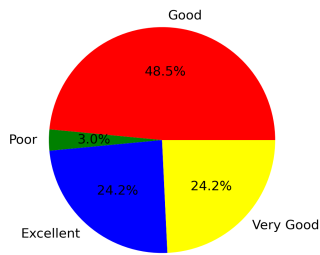
### 2. Library facility

Excellent [4] =33.33% Very Good [3] =39.39% Good [2] =27.27% Poor [1] =0



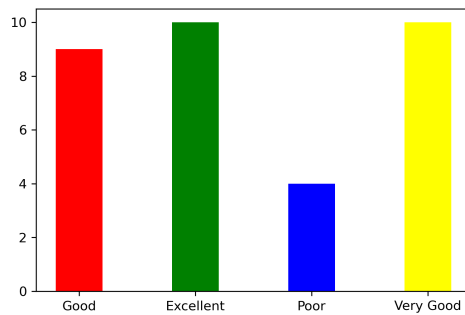
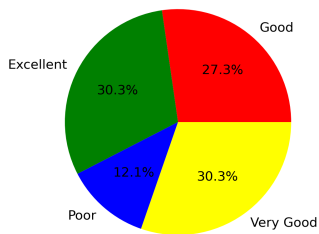
### 3. Hostel facility (if applicable)

Excellent [4] =24.24% Very Good [3] =24.24% Good [2] =48.48% Poor [1] =3.03%



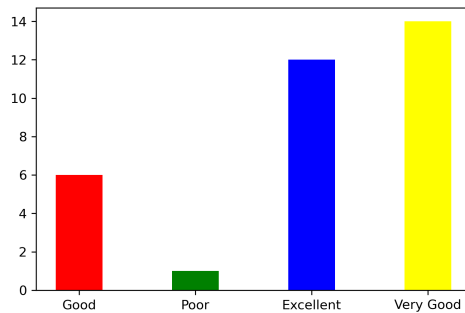
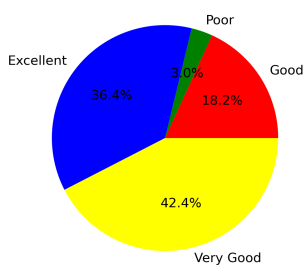
### 4. Sports facility

Excellent [4] =30.3% Very Good [3] =30.3% Good [2] =27.27% Poor [1] =12.12%



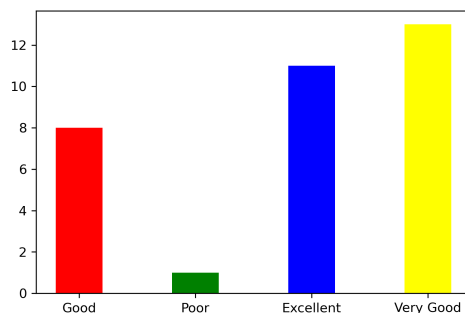
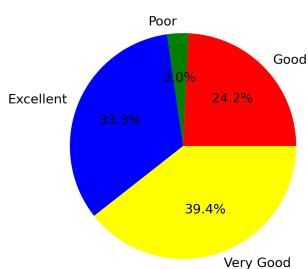
### 5. Water facility

Excellent [4] =36.36% Very Good [3] =42.42% Good [2] =18.18% Poor [1] =3.03%



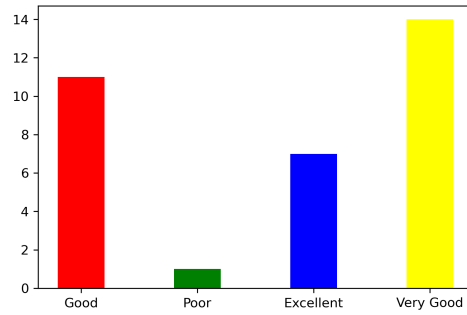
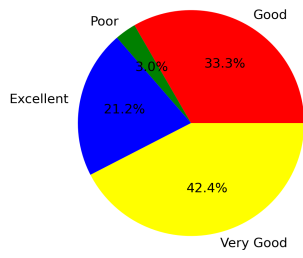
### 6. Cleanliness and Hygiene

Excellent [4] =33.33% Very Good [3] =39.39% Good [2] =24.24% Poor [1] =3.03%



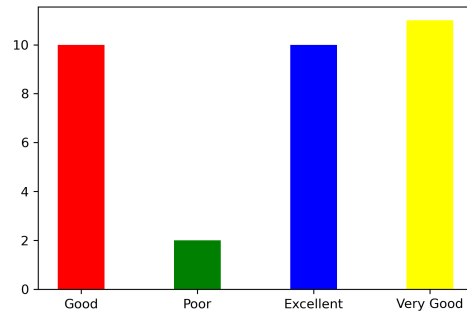
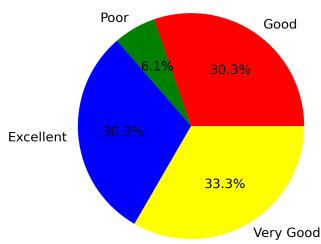
### 7. Canteen facility

Excellent [4] =21.21% Very Good [3] =42.42% Good [2] =33.33% Poor [1] =3.03%



## 8. Internet facility

Excellent [4] =30.3% Very Good [3] =33.33% Good [2] =30.3% Poor [1] =6.06%



---

## Summary

Excellent: 30.3%  
Very Good: 35.98%  
Good: 29.55%  
Poor: 4.17%

---

**This is a computer generated statement and does not require a signature.**