



Semester End Feedback

Academic Year: 2023-24

CSE (DATA SCIENCE)

(second Year)

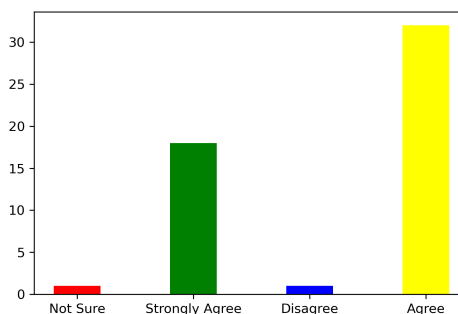
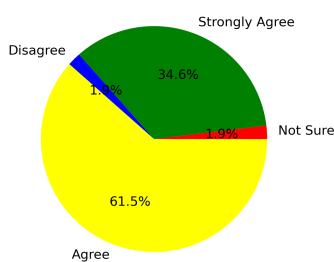
Even Semester

Feedback on Academics

Total No. of Students participated in the survey: 52

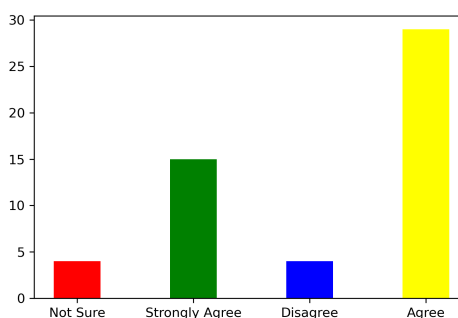
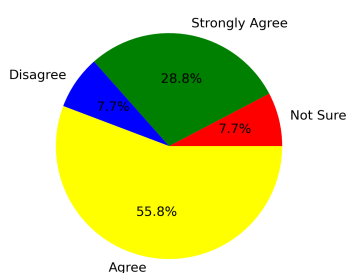
1. Did you acquire any new technical or scientific knowledge?

Strongly Agree [4] =34.62% Agree [3] =61.54% Disagree [2] =1.92% Not sure [1] =1.92%



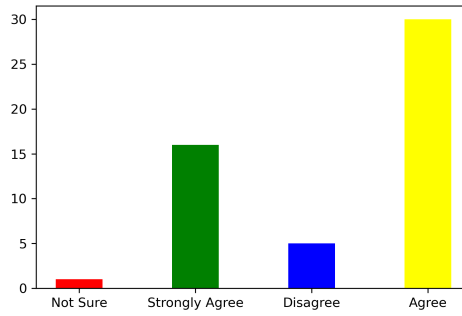
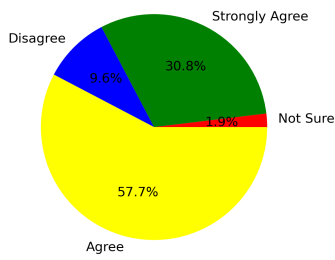
2. Are you able to apply the knowledge and skills you gained in real life problem solving?

Strongly Agree [4] =28.85% Agree [3] =55.77% Disagree [2] =7.69% Not sure [1] =7.69%



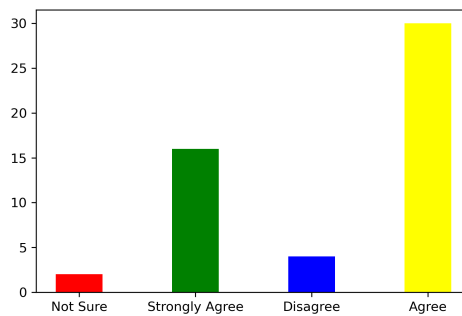
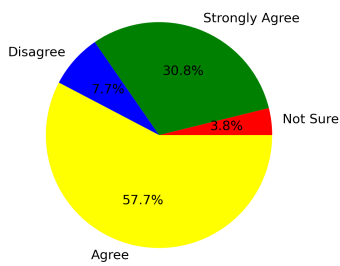
3. Are the subjects you studied relevant to the current industry need?

Strongly Agree [4] =30.77% Agree [3] =57.69% Disagree [2] =9.62% Not sure [1] =1.92%



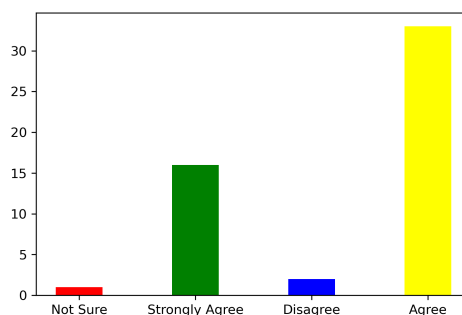
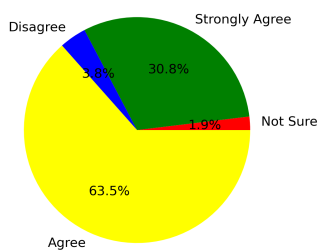
4. Availability and adequacy of modern tools in the laboratories?

Strongly Agree [4] =30.77% Agree [3] =57.69% Disagree [2] =7.69% Not sure [1] =3.85%



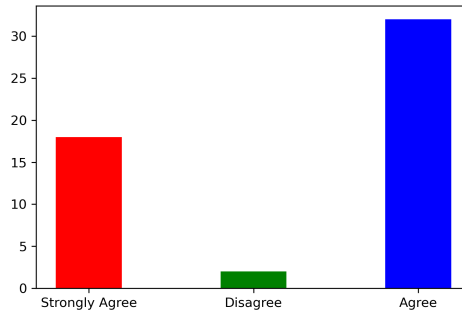
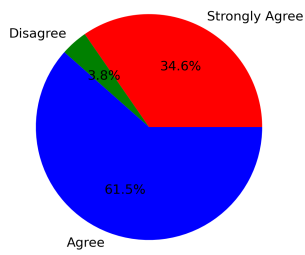
5. Are the experiments/practical prescribed in the subjects/courses helpful for your future?

Strongly Agree [4] =30.77% Agree [3] =63.46% Disagree [2] =3.85% Not sure [1] =1.92%



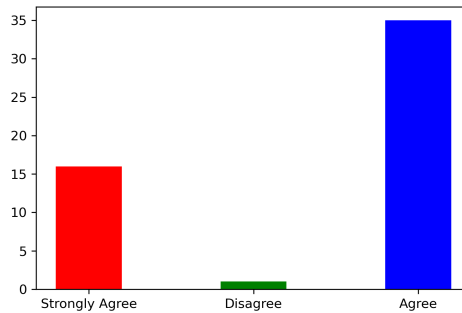
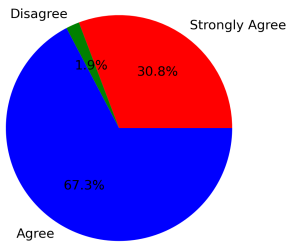
6. How is the mentorship and counselling process in the department?

Strongly Agree [4] =34.62% Agree [3] =61.54% Disagree [2] =3.85% Not sure [1] =0



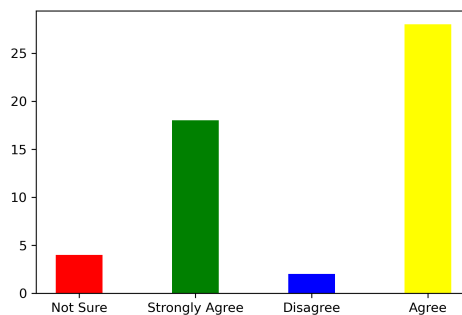
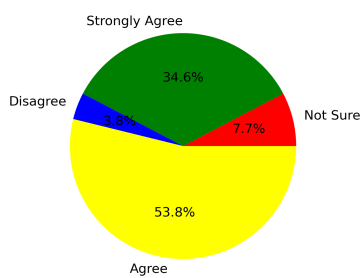
7. How is the overall learning environment?

Strongly Agree [4] =30.77% Agree [3] =67.31% Disagree [2] =1.92% Not sure [1] =0



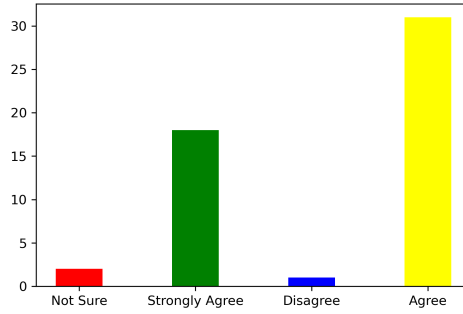
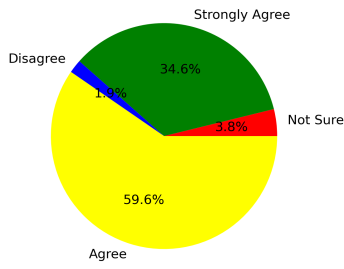
8. Did you improve your communication skill?

Strongly Agree [4] =34.62% Agree [3] =53.85% Disagree [2] =3.85% Not sure [1] =7.69%



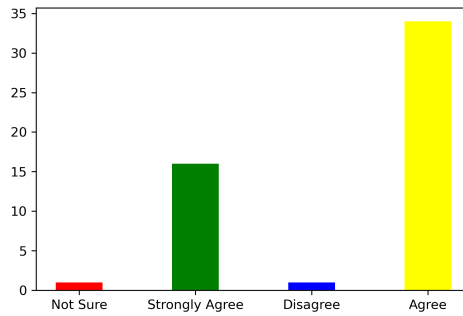
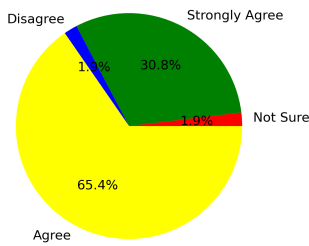
9. Are the teachers able to demonstrate the required knowledge and skills?

Strongly Agree [4] =34.62% Agree [3] =59.62% Disagree [2] =1.92% Not sure [1] =3.85%



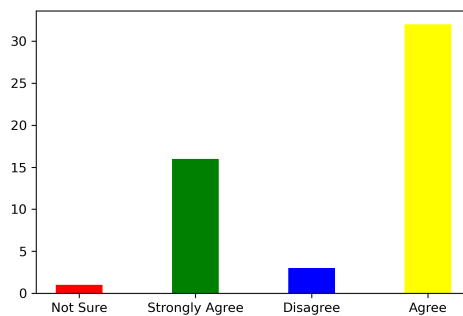
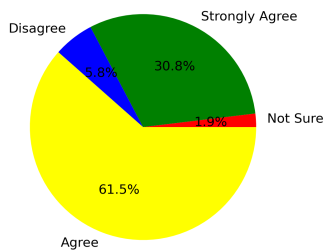
10. Is the pedagogy used by the teachers effective and interesting?

Strongly Agree [4] =30.77% Agree [3] =65.38% Disagree [2] =1.92% Not sure [1] =1.92%



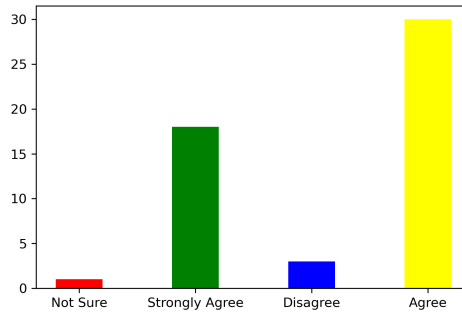
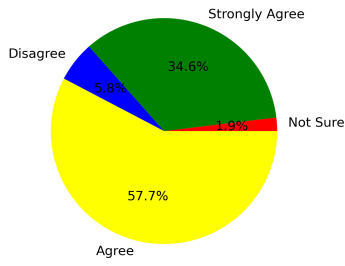
11. Are the opportunities provided for cocurricular and extracurricular activities?

Strongly Agree [4] =30.77% Agree [3] =61.54% Disagree [2] =5.77% Not sure [1] =1.92%



12. Are events (workshop/seminar/webinar etc.) conducted for the holistic development of the students and to bridge industry-academia gap?

Strongly Agree [4] =34.62% Agree [3] =57.69% Disagree [2] =5.77% Not sure [1] =1.92%



Summary

Strongly Agree: 32.21%

Agree: 60.26%

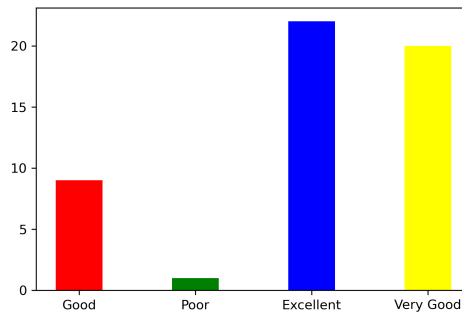
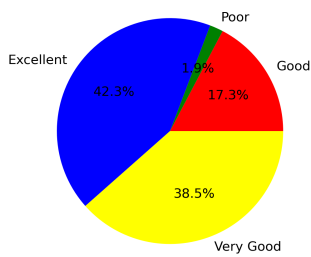
Disagree: 4.65%

Not Sure: 2.88%

Feedback on Facilities

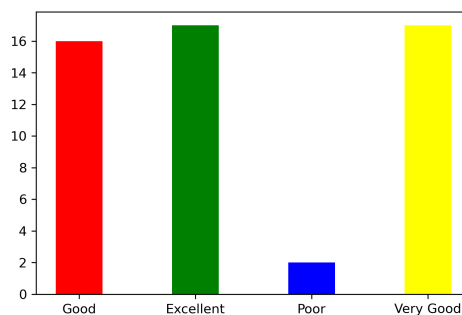
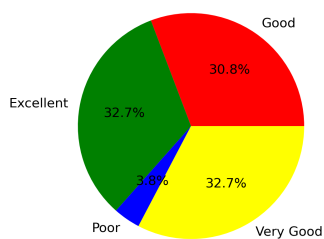
1. Laboratory facility

Excellent [4] =42.31% Very Good [3] =38.46% Good [2] =17.31% Poor [1] =1.92%



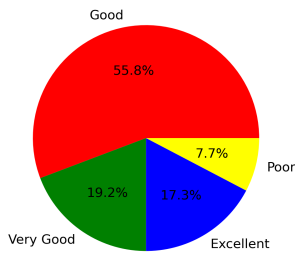
2. Library facility

Excellent [4] =32.69% Very Good [3] =32.69% Good [2] =30.77% Poor [1] =3.85%



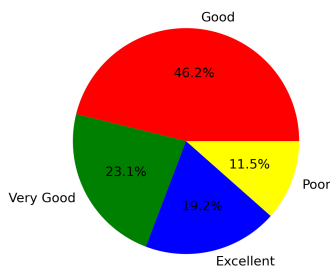
3. Hostel facility (if applicable)

Excellent [4] =17.31% Very Good [3] =19.23% Good [2] =55.77% Poor [1] =7.69%



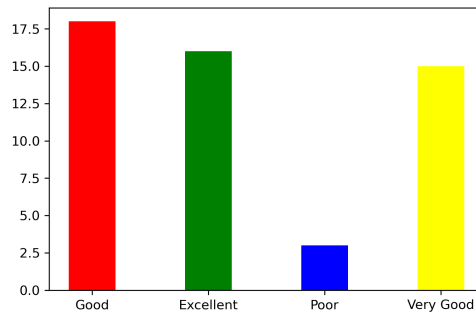
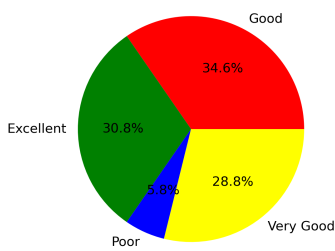
4. Sports facility

Excellent [4] =19.23% Very Good [3] =23.08% Good [2] =46.15% Poor [1] =11.54%



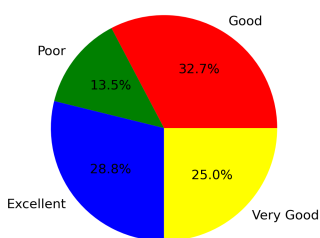
5. Water facility

Excellent [4] =30.77% Very Good [3] =28.85% Good [2] =34.62% Poor [1] =5.77%



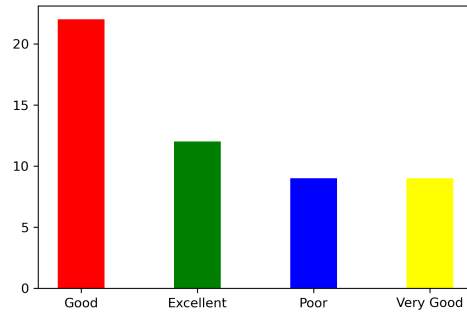
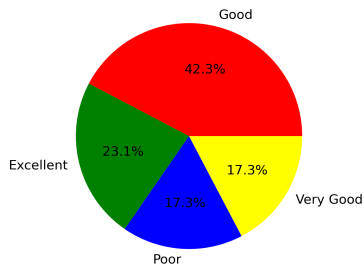
6. Cleanliness and Hygiene

Excellent [4] =28.85% Very Good [3] =25.0% Good [2] =32.69% Poor [1] =13.46%



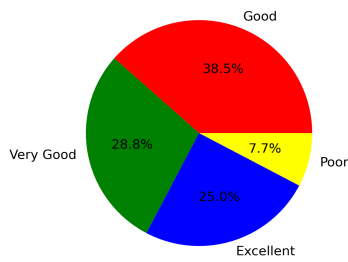
7. Canteen facility

Excellent [4] =23.08% Very Good [3] =17.31% Good [2] =42.31% Poor [1] =17.31%



8. Internet facility

Excellent [4] =25.0% Very Good [3] =28.85% Good [2] =38.46% Poor [1] =7.69%



Summary

Excellent: 27.4%
Very Good: 26.68%
Good: 37.26%
Poor: 8.65%

This is a computer generated statement and does not require a signature.