



## Semester End Feedback

Academic Year: 2023-24

### INFORMATION TECHNOLOGY

(fourth Year)

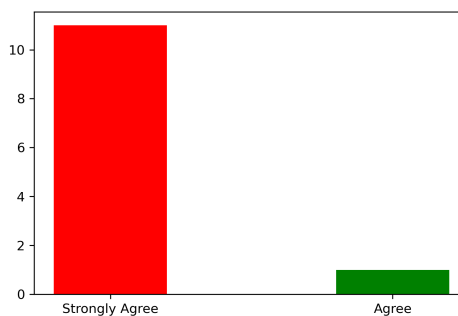
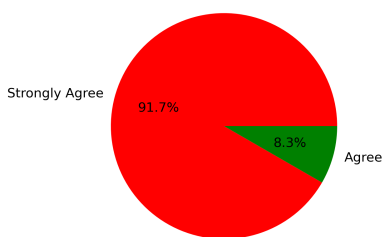
Even Semester

### Feedback on Academics

Total No. of Students participated in the survey: 12

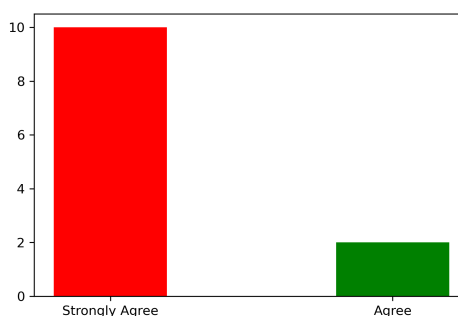
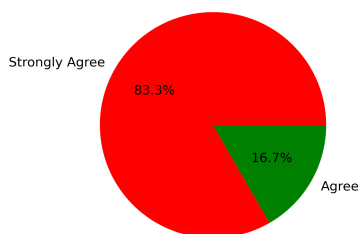
#### 1. Did you acquire any new technical or scientific knowledge?

Strongly Agree [4] =91.67% Agree [3] =8.33% Disagree [2] =0 Not sure [1] =0



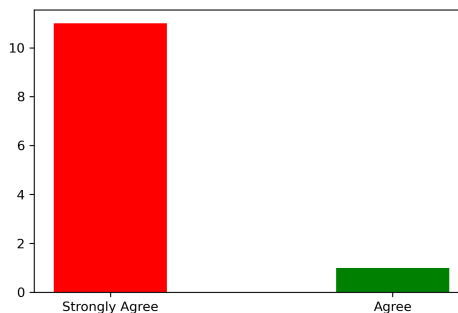
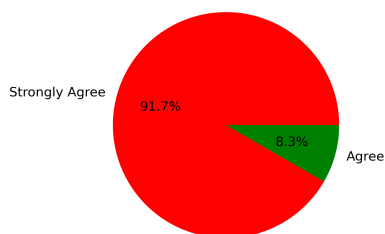
#### 2. Are you able to apply the knowledge and skills you gained in real life problem solving?

Strongly Agree [4] =83.33% Agree [3] =16.67% Disagree [2] =0 Not sure [1] =0



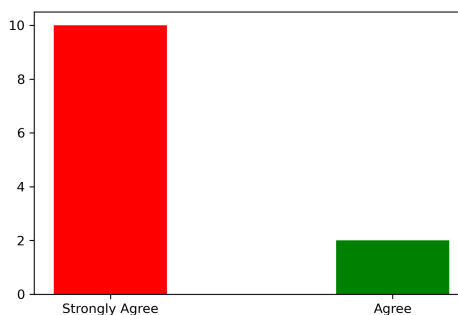
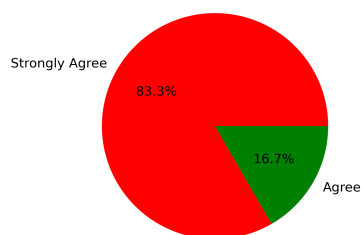
#### 3. Are the subjects you studied relevant to the current industry need?

Strongly Agree [4] =91.67% Agree [3] =8.33% Disagree [2] =0 Not sure [1] =0



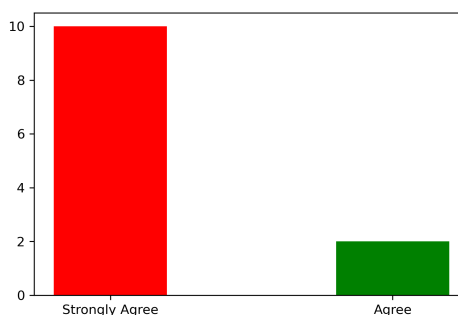
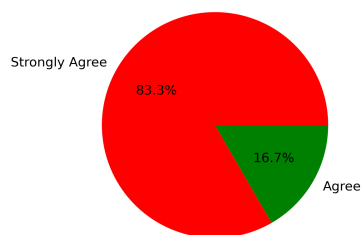
**4. Availability and adequacy of modern tools in the laboratories?**

Strongly Agree [4] =83.33% Agree [3] =16.67% Disagree [2] =0 Not sure [1] =0



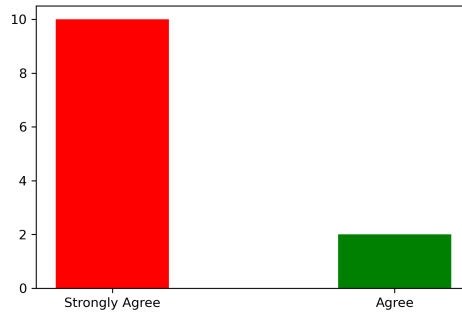
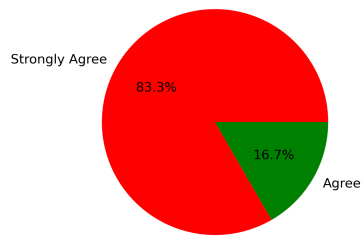
**5. Are the experiments/practical prescribed in the subjects/courses helpful for your future?**

Strongly Agree [4] =83.33% Agree [3] =16.67% Disagree [2] =0 Not sure [1] =0



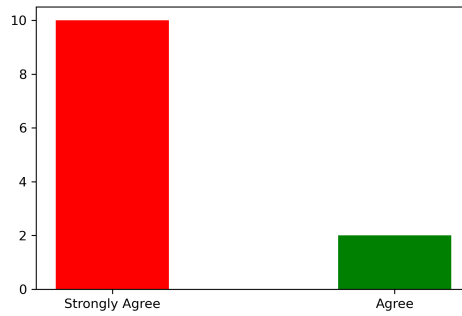
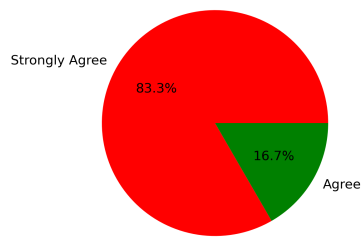
**6. How is the mentorship and counselling process in the department?**

Strongly Agree [4] =83.33% Agree [3] =16.67% Disagree [2] =0 Not sure [1] =0



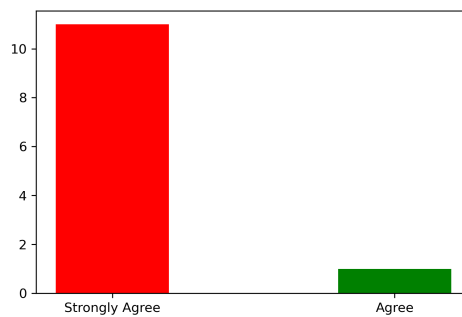
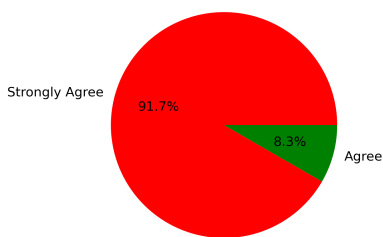
**7. How is the overall learning environment?**

Strongly Agree [4] =83.33% Agree [3] =16.67% Disagree [2] =0 Not sure [1] =0



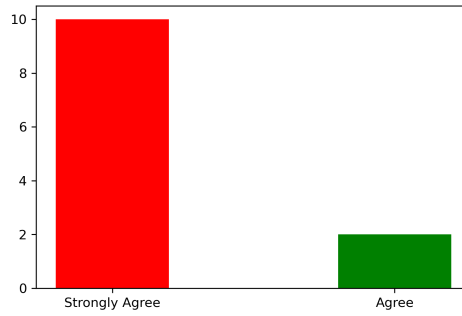
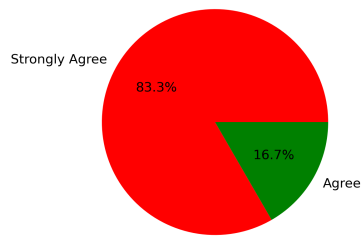
**8. Did you improve your communication skill?**

Strongly Agree [4] =91.67% Agree [3] =8.33% Disagree [2] =0 Not sure [1] =0



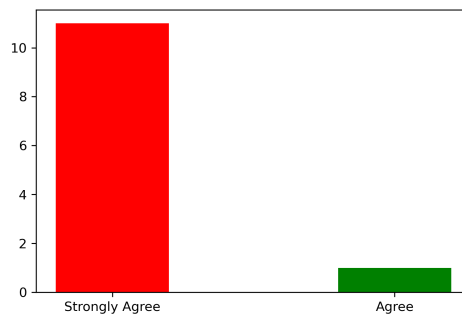
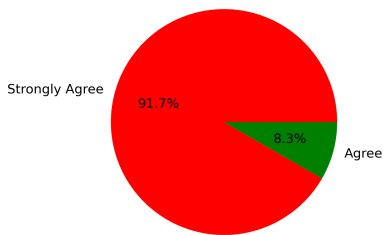
**9. Are the teachers able to demonstrate the required knowledge and skills?**

Strongly Agree [4] =83.33% Agree [3] =16.67% Disagree [2] =0 Not sure [1] =0



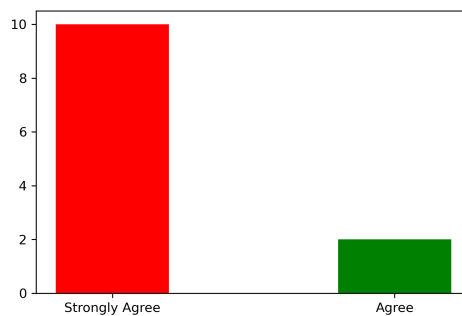
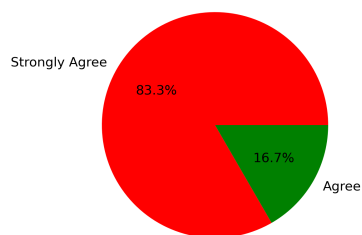
**10. Is the pedagogy used by the teachers effective and interesting?**

Strongly Agree [4] =91.67% Agree [3] =8.33% Disagree [2] =0 Not sure [1] =0



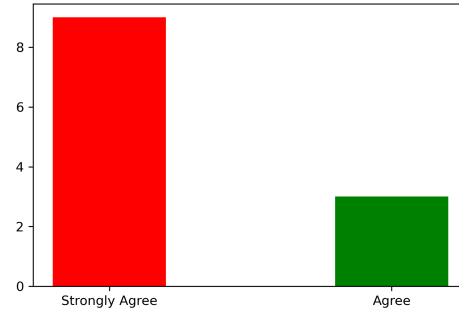
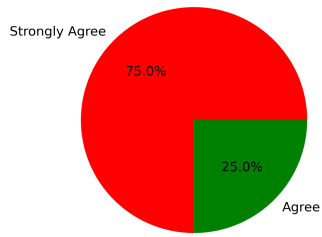
**11. Are the opportunities provided for cocurricular and extracurricular activities?**

Strongly Agree [4] =83.33% Agree [3] =16.67% Disagree [2] =0 Not sure [1] =0



**12. Are events (workshop/seminar/webinar etc.) conducted for the holistic development of the students and to bridge industry-academia gap?**

Strongly Agree [4] =75.0% Agree [3] =25.0% Disagree [2] =0 Not sure [1] =0



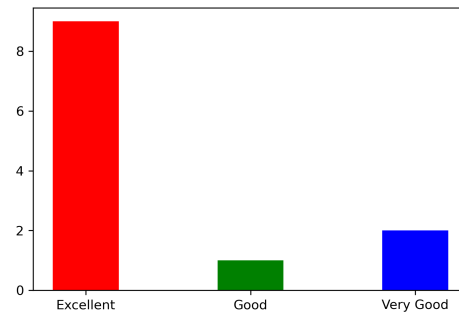
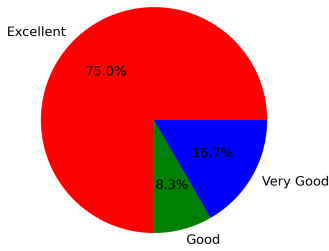
### Summary

Strongly Agree: 85.42%  
 Agree: 14.58%  
 Disagree: 0.0%  
 Not Sure: 0.0%

### Feedback on Facilities

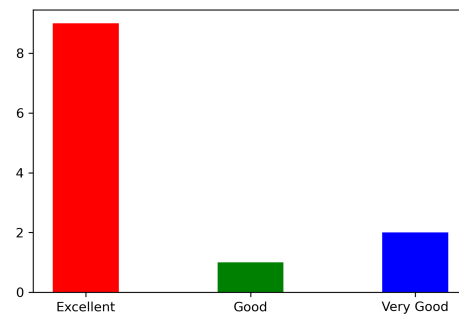
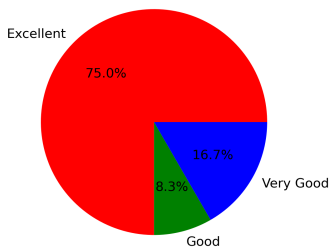
#### 1. Laboratory facility

Excellent [4] =75.0% Very Good [3] =16.67% Good [2] =8.33% Poor [1] =0



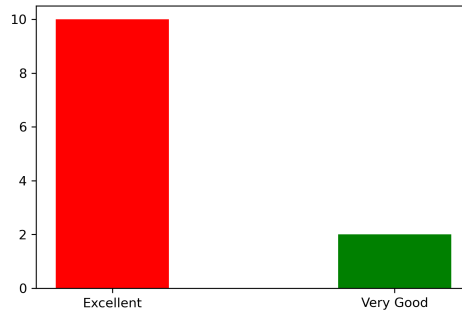
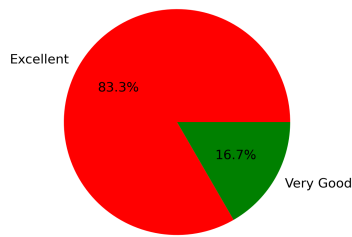
#### 2. Library facility

Excellent [4] =75.0% Very Good [3] =16.67% Good [2] =8.33% Poor [1] =0



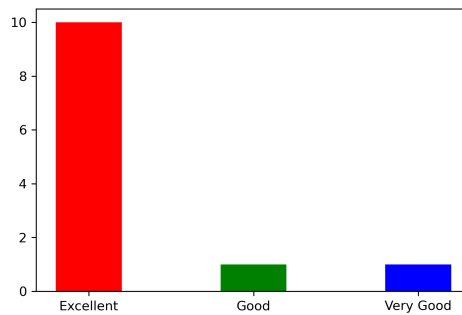
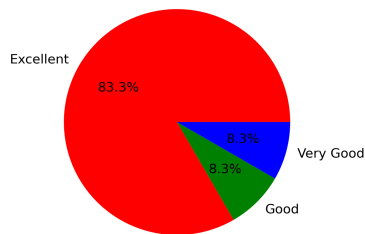
### 3. Hostel facility (if applicable)

Excellent [4] =83.33% Very Good [3] =16.67% Good [2] =0 Poor [1] =0



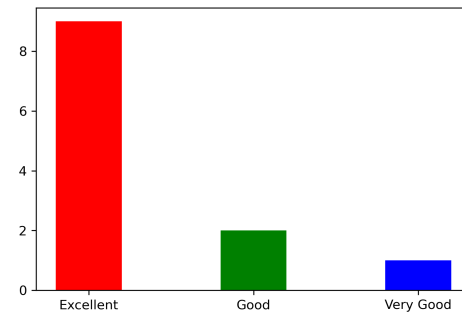
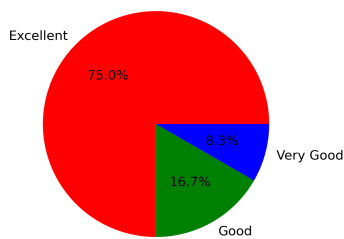
### 4. Sports facility

Excellent [4] =83.33% Very Good [3] =8.33% Good [2] =8.33% Poor [1] =0



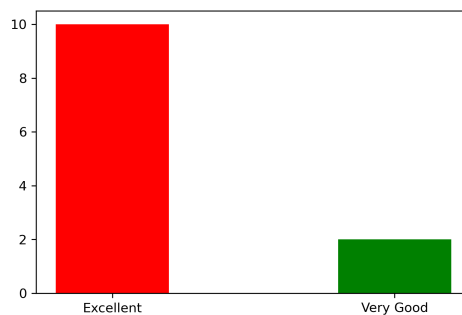
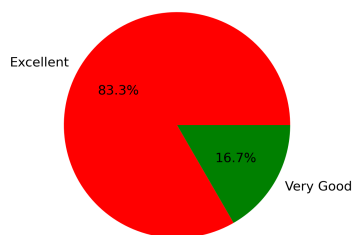
### 5. Water facility

Excellent [4] =75.0% Very Good [3] =8.33% Good [2] =16.67% Poor [1] =0



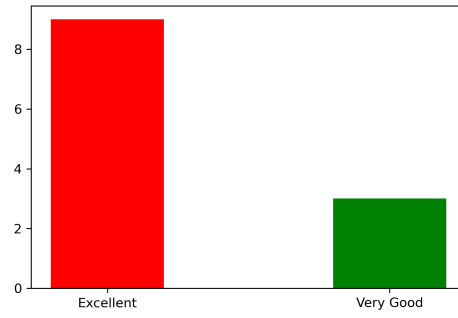
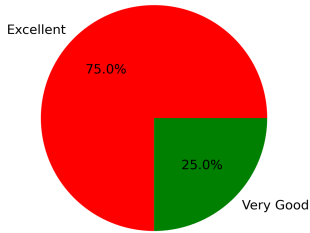
### 6. Cleanliness and Hygiene

Excellent [4] =83.33% Very Good [3] =16.67% Good [2] =0 Poor [1] =0



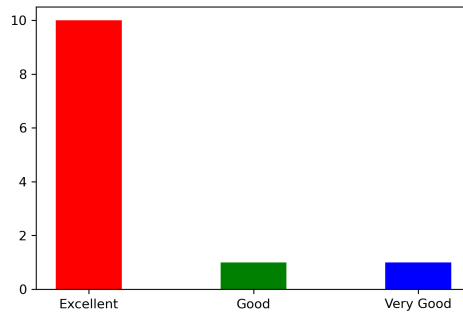
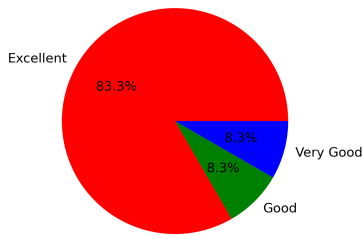
### 7. Canteen facility

Excellent [4] =75.0% Very Good [3] =25.0% Good [2] =0 Poor [1] =0



### 8. Internet facility

Excellent [4] =83.33% Very Good [3] =8.33% Good [2] =8.33% Poor [1] =0



---

### Summary

Excellent: 79.17%  
Very Good: 14.58%  
Good: 6.25%  
Poor: 0.0%

---

**This is a computer generated statement and does not require a signature.**