



## Semester End Feedback

Academic Year: 2023-24

### ELECTRICAL ENGINEERING

(fourth Year)

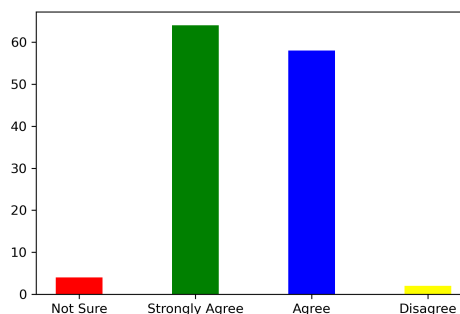
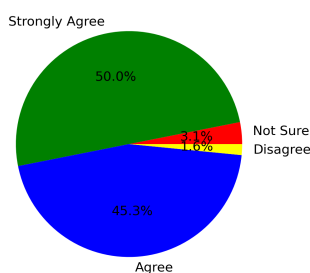
Even Semester

### Feedback on Academics

Total No. of Students participated in the survey: 128

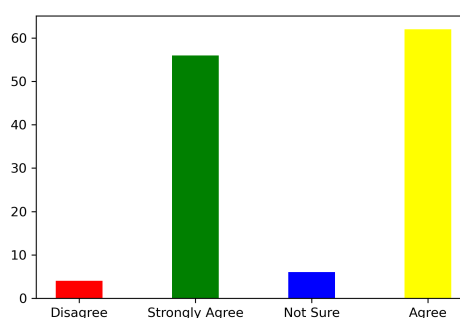
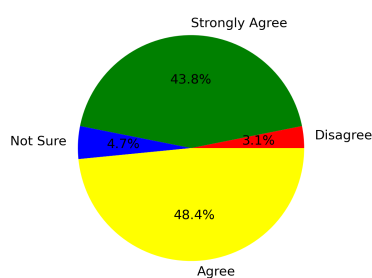
#### 1. Did you acquire any new technical or scientific knowledge?

Strongly Agree [4] =50.0% Agree [3] =45.31% Disagree [2] =1.56% Not sure [1] =3.12%



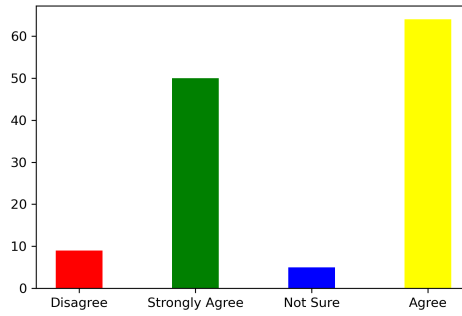
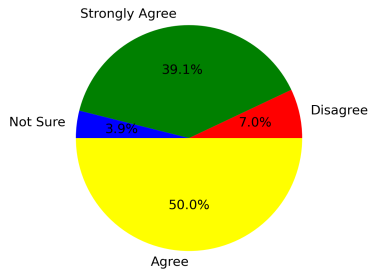
#### 2. Are you able to apply the knowledge and skills you gained in real life problem solving?

Strongly Agree [4] =43.75% Agree [3] =48.44% Disagree [2] =3.12% Not sure [1] =4.69%



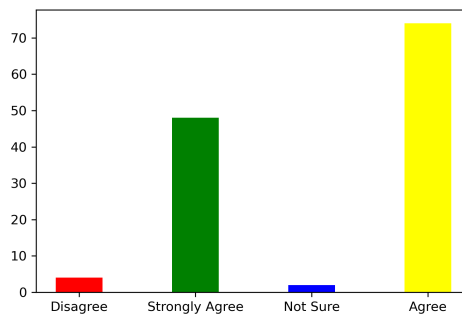
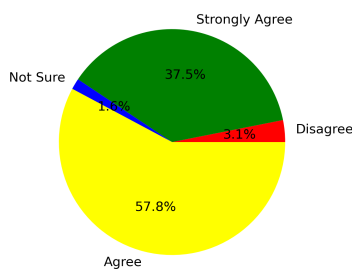
#### 3. Are the subjects you studied relevant to the current industry need?

Strongly Agree [4] =39.06% Agree [3] =50.0% Disagree [2] =7.03% Not sure [1] =3.91%



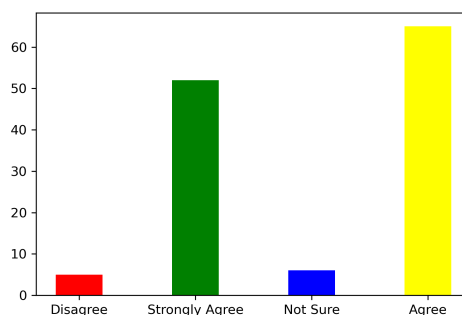
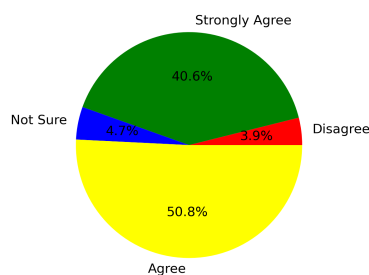
#### 4. Availability and adequacy of modern tools in the laboratories?

Strongly Agree [4] =37.5% Agree [3] =57.81% Disagree [2] =3.12% Not sure [1] =1.56%



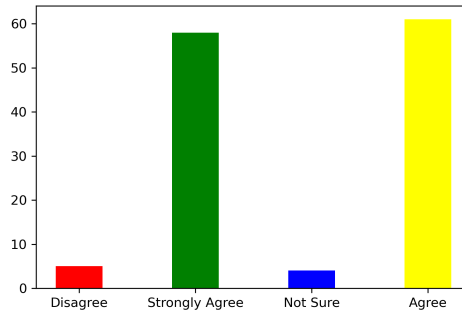
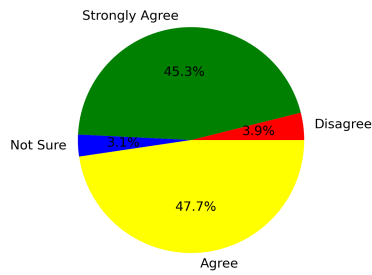
#### 5. Are the experiments/practical prescribed in the subjects/courses helpful for your future?

Strongly Agree [4] =40.62% Agree [3] =50.78% Disagree [2] =3.91% Not sure [1] =4.69%



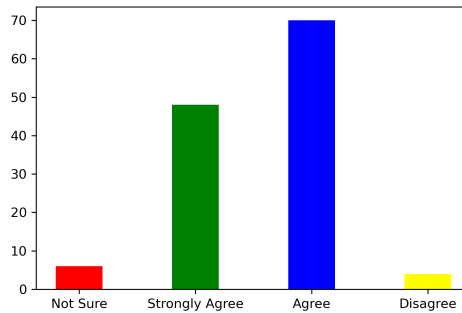
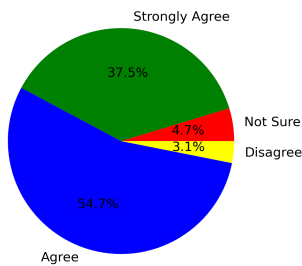
#### 6. How is the mentorship and counselling process in the department?

Strongly Agree [4] =45.31% Agree [3] =47.66% Disagree [2] =3.91% Not sure [1] =3.12%



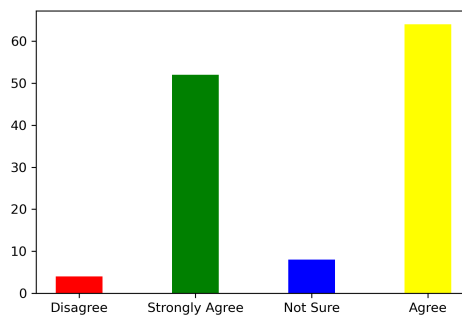
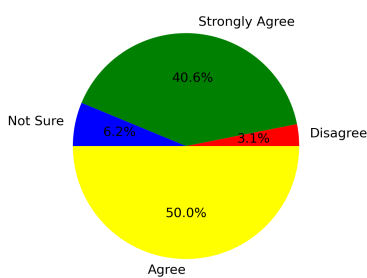
### 7. How is the overall learning environment?

Strongly Agree [4] =37.5% Agree [3] =54.69% Disagree [2] =3.12% Not sure [1] =4.69%



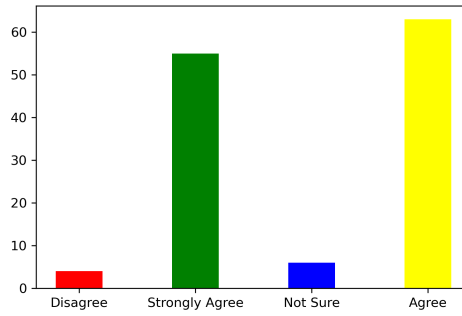
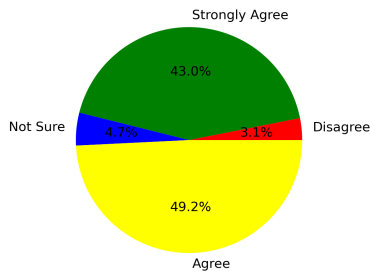
### 8. Did you improve your communication skill?

Strongly Agree [4] =40.62% Agree [3] =50.0% Disagree [2] =3.12% Not sure [1] =6.25%



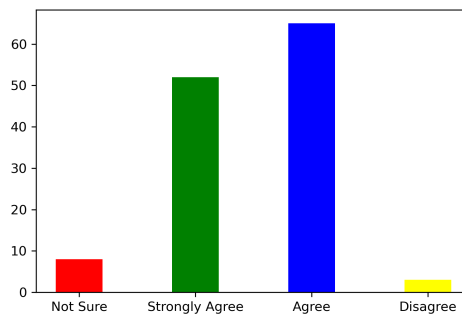
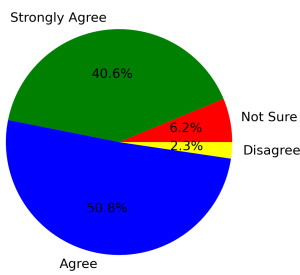
### 9. Are the teachers able to demonstrate the required knowledge and skills?

Strongly Agree [4] =42.97% Agree [3] =49.22% Disagree [2] =3.12% Not sure [1] =4.69%



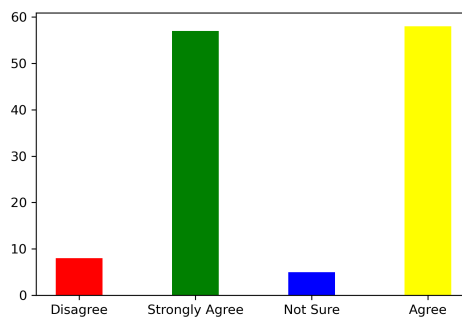
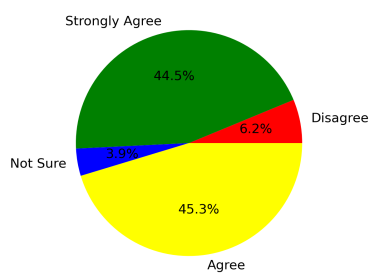
**10. Is the pedagogy used by the teachers effective and interesting?**

Strongly Agree [4] =40.62% Agree [3] =50.78% Disagree [2] =2.34% Not sure [1] =6.25%



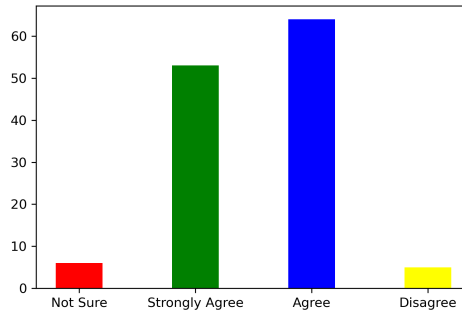
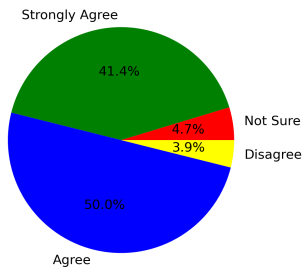
**11. Are the opportunities provided for cocurricular and extracurricular activities?**

Strongly Agree [4] =44.53% Agree [3] =45.31% Disagree [2] =6.25% Not sure [1] =3.91%



**12. Are events (workshop/seminar/webinar etc.) conducted for the holistic development of the students and to bridge industry-academia gap?**

Strongly Agree [4] =41.41% Agree [3] =50.0% Disagree [2] =3.91% Not sure [1] =4.69%



## Summary

Strongly Agree: 41.99%

Agree: 50.0%

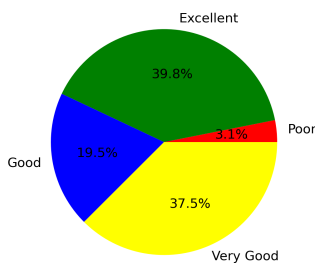
Disagree: 3.71%

Not Sure: 4.3%

## Feedback on Facilities

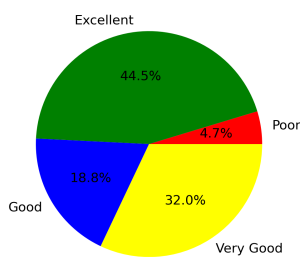
### 1. Laboratory facility

Excellent [4] =39.84% Very Good [3] =37.5% Good [2] =19.53% Poor [1] =3.12%



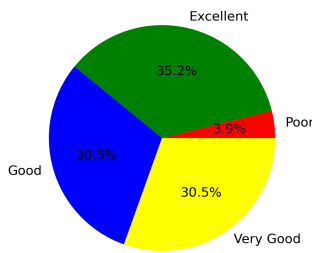
### 2. Library facility

Excellent [4] =44.53% Very Good [3] =32.03% Good [2] =18.75% Poor [1] =4.69%



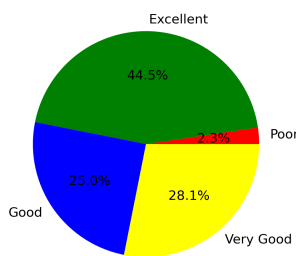
### 3. Hostel facility (if applicable)

Excellent [4] =35.16% Very Good [3] =30.47% Good [2] =30.47% Poor [1] =3.91%



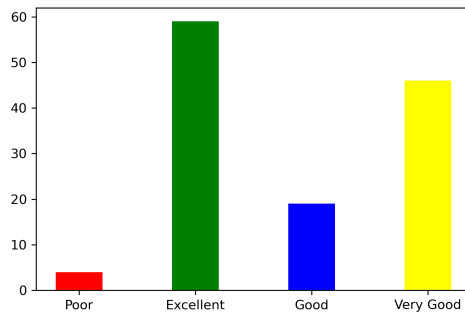
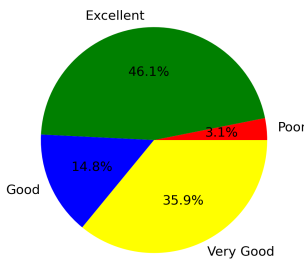
### 4. Sports facility

Excellent [4] =44.53% Very Good [3] =28.12% Good [2] =25.0% Poor [1] =2.34%



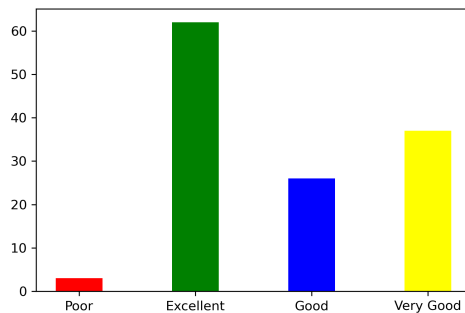
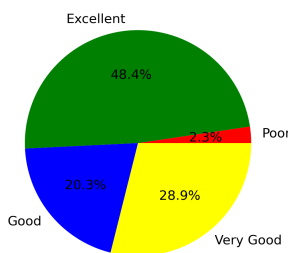
### 5. Water facility

Excellent [4] =46.09% Very Good [3] =35.94% Good [2] =14.84% Poor [1] =3.12%



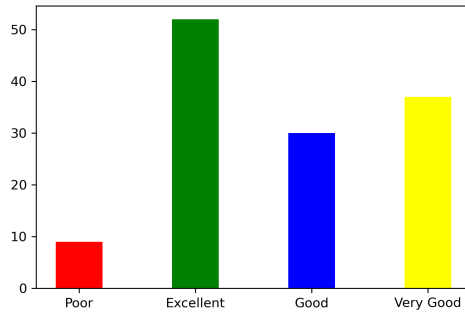
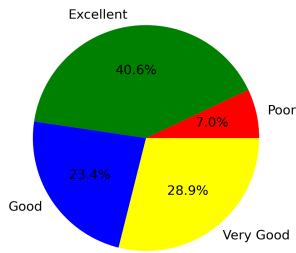
### 6. Cleanliness and Hygiene

Excellent [4] =48.44% Very Good [3] =28.91% Good [2] =20.31% Poor [1] =2.34%



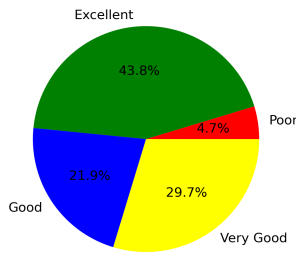
### 7. Canteen facility

Excellent [4] =40.62% Very Good [3] =28.91% Good [2] =23.44% Poor [1] =7.03%



### 8. Internet facility

Excellent [4] =43.75% Very Good [3] =29.69% Good [2] =21.88% Poor [1] =4.69%



---

### Summary

Excellent: 42.87%  
Very Good: 31.45%  
Good: 21.78%  
Poor: 3.91%

---

**This is a computer generated statement and does not require a signature.**