



## Semester End Feedback

Academic Year: 2023-24

CIVIL ENGINEERING

(fourth Year)

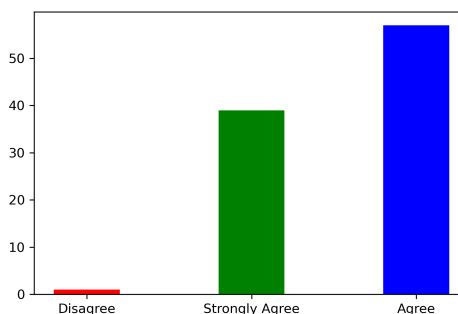
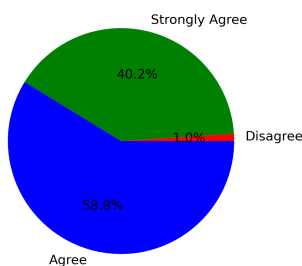
Even Semester

## Feedback on Academics

Total No. of Students participated in the survey: 97

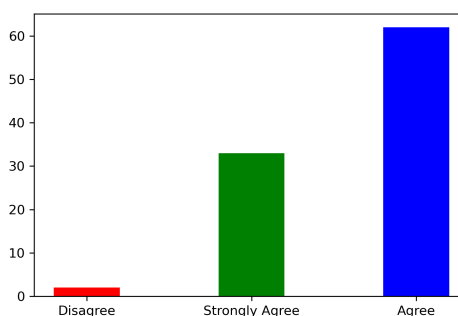
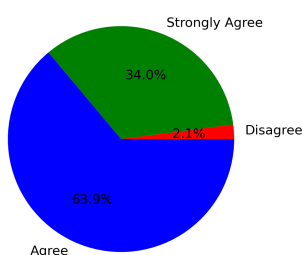
### 1. Did you acquire any new technical or scientific knowledge?

Strongly Agree [4] =40.21% Agree [3] =58.76% Disagree [2] =1.03% Not sure [1] =0



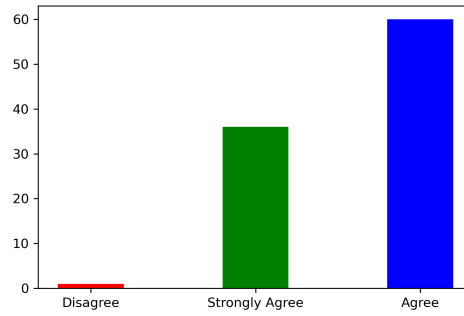
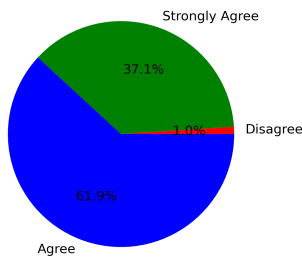
### 2. Are you able to apply the knowledge and skills you gained in real life problem solving?

Strongly Agree [4] =34.02% Agree [3] =63.92% Disagree [2] =2.06% Not sure [1] =0



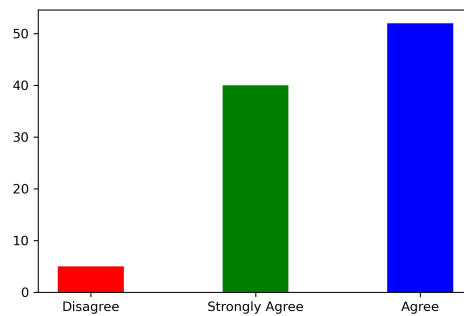
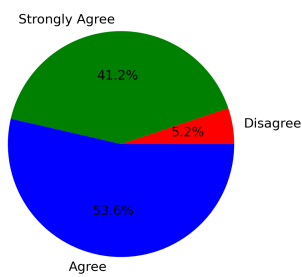
### 3. Are the subjects you studied relevant to the current industry need?

Strongly Agree [4] =37.11% Agree [3] =61.86% Disagree [2] =1.03% Not sure [1] =0



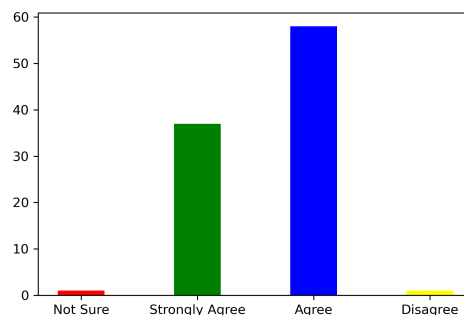
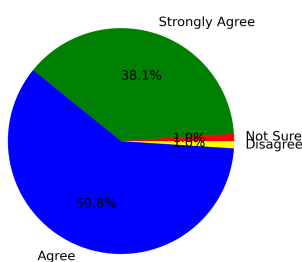
#### 4. Availability and adequacy of modern tools in the laboratories?

Strongly Agree [4] =41.24% Agree [3] =53.61% Disagree [2] =5.15% Not sure [1] =0



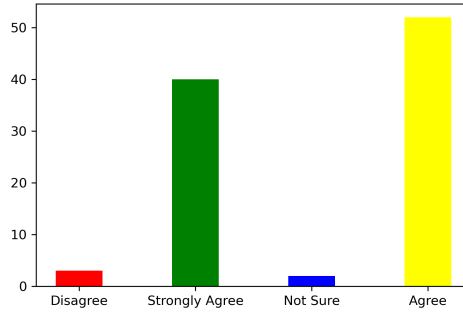
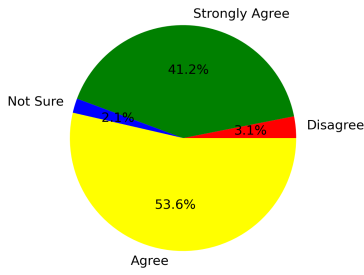
#### 5. Are the experiments/practical prescribed in the subjects/courses helpful for your future?

Strongly Agree [4] =38.14% Agree [3] =59.79% Disagree [2] =1.03% Not sure [1] =1.03%



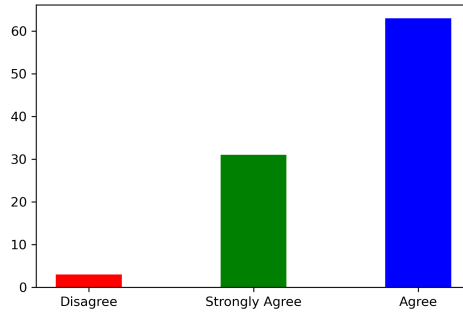
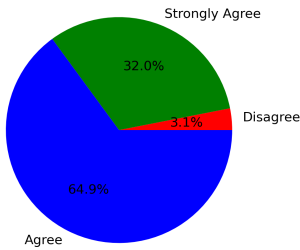
#### 6. How is the mentorship and counselling process in the department?

Strongly Agree [4] =41.24% Agree [3] =53.61% Disagree [2] =3.09% Not sure [1] =2.06%



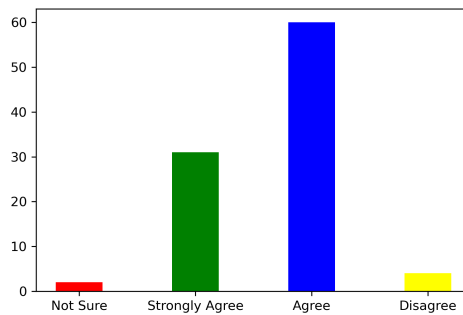
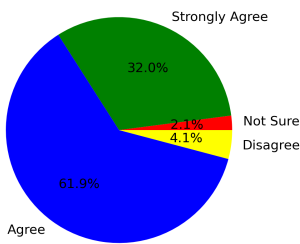
**7. How is the overall learning environment?**

Strongly Agree [4] =31.96% Agree [3] =64.95% Disagree [2] =3.09% Not sure [1] =0



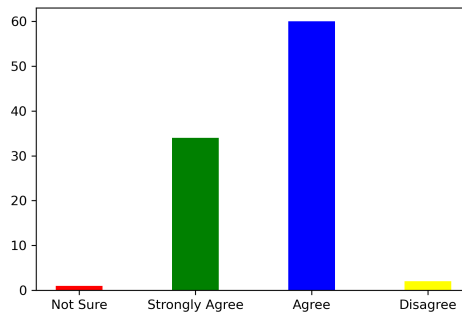
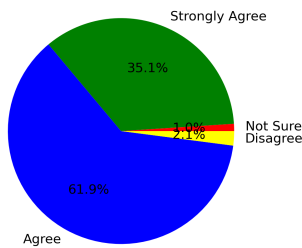
**8. Did you improve your communication skill?**

Strongly Agree [4] =31.96% Agree [3] =61.86% Disagree [2] =4.12% Not sure [1] =2.06%



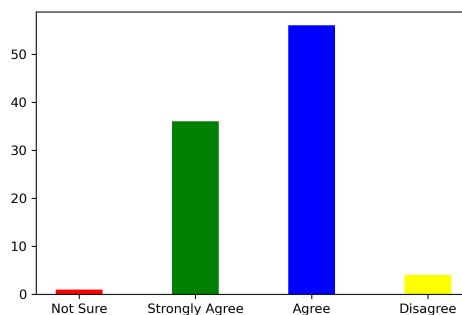
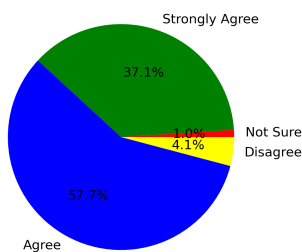
**9. Are the teachers able to demonstrate the required knowledge and skills?**

Strongly Agree [4] =35.05% Agree [3] =61.86% Disagree [2] =2.06% Not sure [1] =1.03%



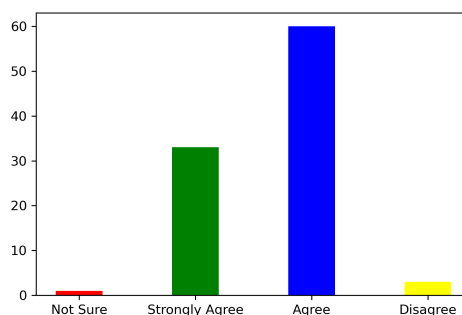
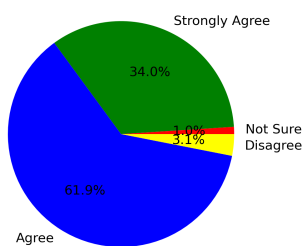
### 10. Is the pedagogy used by the teachers effective and interesting?

Strongly Agree [4] = 37.11% Agree [3] = 57.73% Disagree [2] = 4.12% Not sure [1] = 1.03%



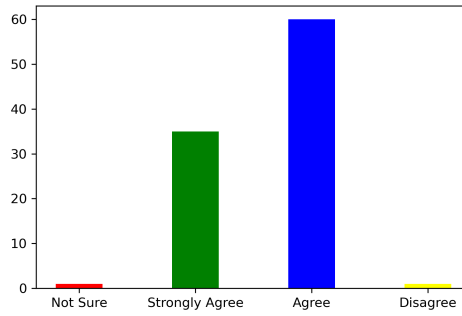
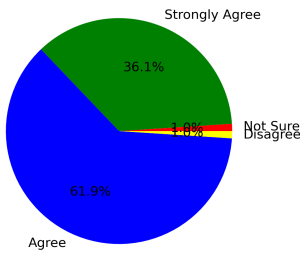
### 11. Are the opportunities provided for cocurricular and extracurricular activities?

Strongly Agree [4] = 34.02% Agree [3] = 61.86% Disagree [2] = 3.09% Not sure [1] = 1.03%



### 12. Are events (workshop/seminar/webinar etc.) conducted for the holistic development of the students and to bridge industry-academia gap?

Strongly Agree [4] = 36.08% Agree [3] = 61.86% Disagree [2] = 1.03% Not sure [1] = 1.03%



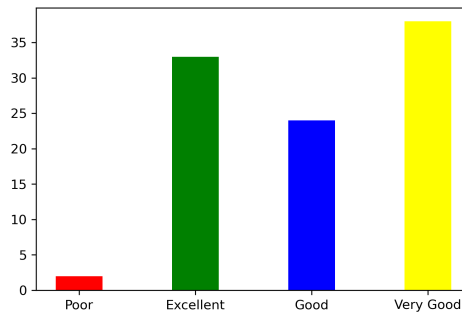
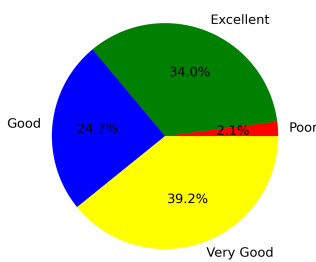
## Summary

Strongly Agree: 36.51%  
 Agree: 60.14%  
 Disagree: 2.58%  
 Not Sure: 0.77%

## Feedback on Facilities

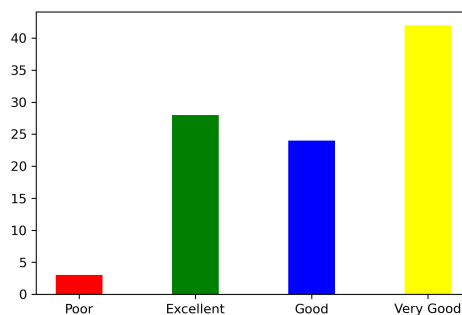
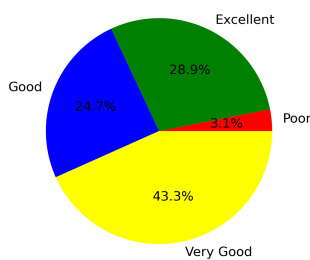
### 1. Laboratory facility

Excellent [4] =34.02% Very Good [3] =39.18% Good [2] =24.74% Poor [1] =2.06%



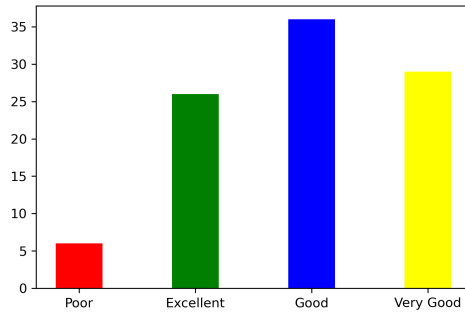
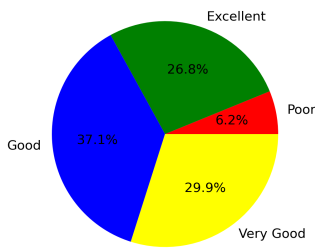
### 2. Library facility

Excellent [4] =28.87% Very Good [3] =43.3% Good [2] =24.74% Poor [1] =3.09%



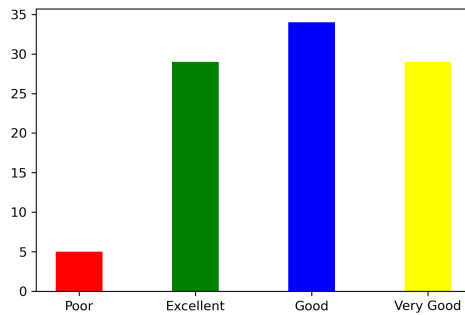
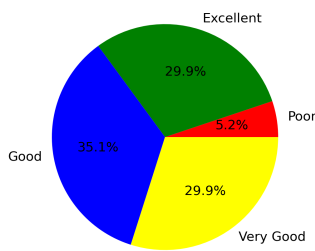
### 3. Hostel facility (if applicable)

Excellent [4] =26.8% Very Good [3] =29.9% Good [2] =37.11% Poor [1] =6.19%



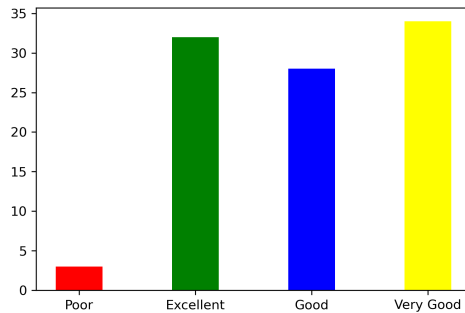
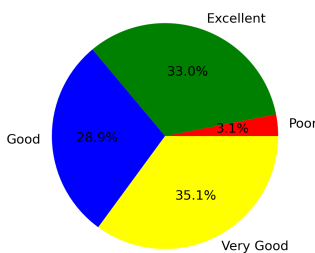
### 4. Sports facility

Excellent [4] =29.9% Very Good [3] =29.9% Good [2] =35.05% Poor [1] =5.15%



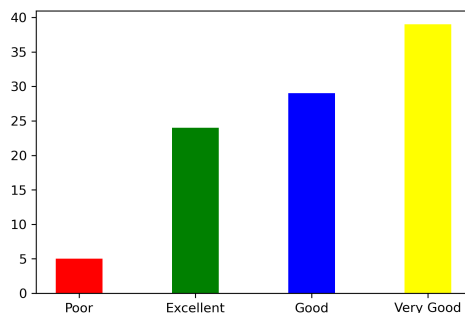
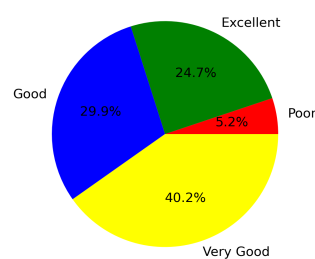
### 5. Water facility

Excellent [4] =32.99% Very Good [3] =35.05% Good [2] =28.87% Poor [1] =3.09%



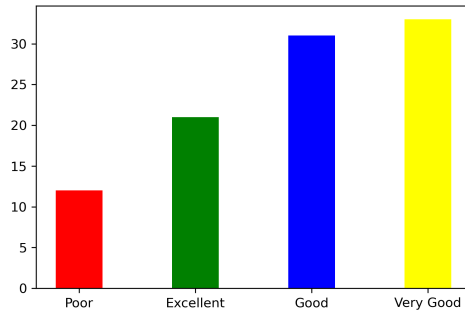
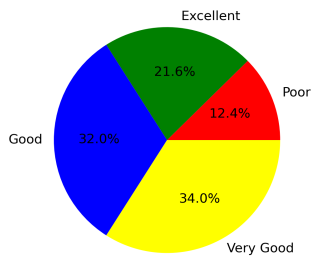
### 6. Cleanliness and Hygiene

Excellent [4] =24.74% Very Good [3] =40.21% Good [2] =29.9% Poor [1] =5.15%



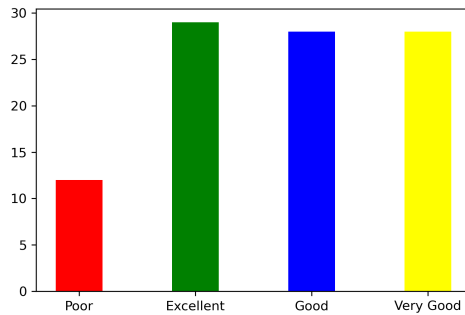
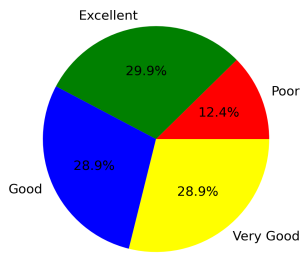
### 7. Canteen facility

Excellent [4] =21.65% Very Good [3] =34.02% Good [2] =31.96% Poor [1] =12.37%



### 8. Internet facility

Excellent [4] =29.9% Very Good [3] =28.87% Good [2] =28.87% Poor [1] =12.37%



---

### Summary

Excellent: 28.61%  
Very Good: 35.05%  
Good: 30.15%  
Poor: 6.19%

---

**This is a computer generated statement and does not require a signature.**