



Semester End Feedback

Academic Year: 2022-23

MASTER OF COMPUTER APPLICATIONS

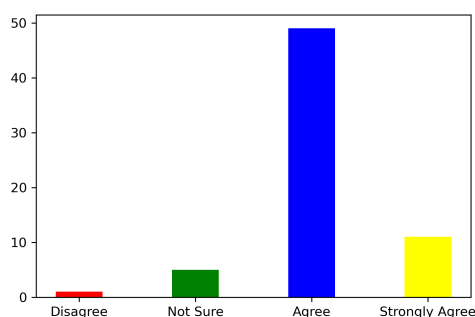
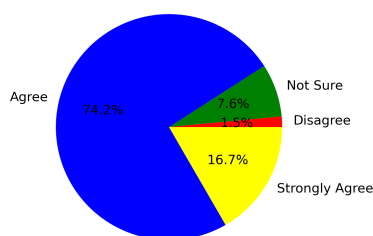
(First Year)

Feedback on Academics

Total No. of Students participated in the survey: 66

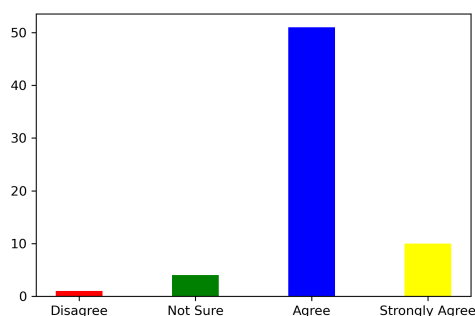
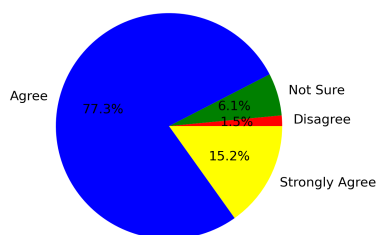
1. Did you acquire any new technical or scientific knowledge?

Strongly Agree [4] =16.67% Agree [3] =74.24% Disagree [2] =1.52% Not sure [1] =7.58%



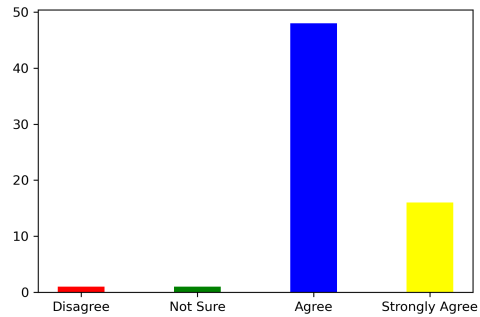
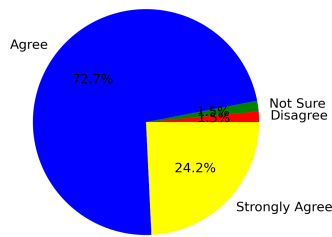
2. Are you able to apply the knowledge and skills you gained in real life problem solving?

Strongly Agree [4] =15.15% Agree [3] =77.27% Disagree [2] =1.52% Not sure [1] =6.06%



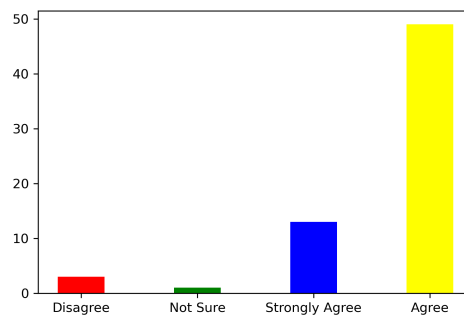
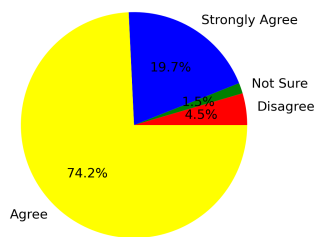
3. Are the subjects you studied relevant to the current industry need?

Strongly Agree [4] =24.24% Agree [3] =72.73% Disagree [2] =1.52% Not sure [1] =1.52%



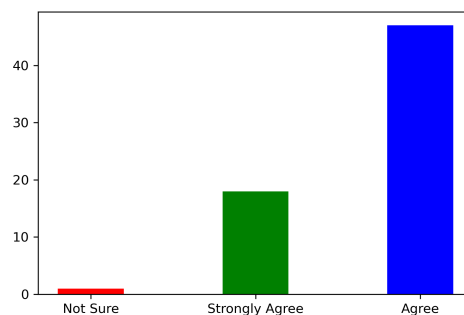
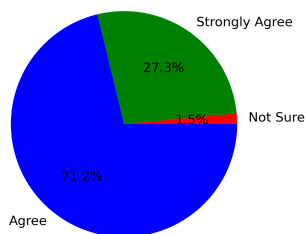
4. Availability and adequacy of modern tools in the laboratories?

Strongly Agree [4] =19.7% Agree [3] =74.24% Disagree [2] =4.55% Not sure [1] =1.52%



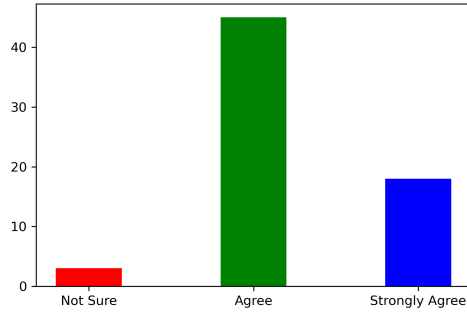
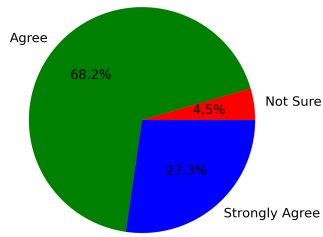
5. Are the experiments/practical prescribed in the subjects/courses helpful for your future?

Strongly Agree [4] =27.27% Agree [3] =71.21% Disagree [2] =0 Not sure [1] =1.52%



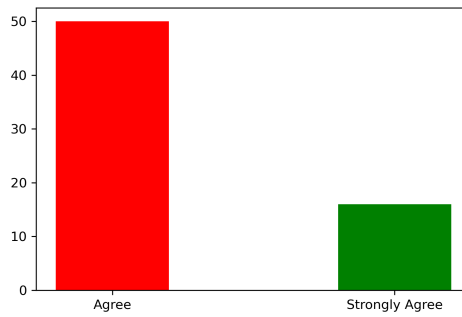
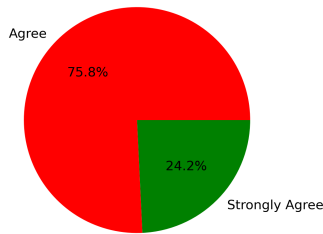
6. How is the mentorship and counselling process in the department?

Strongly Agree [4] =27.27% Agree [3] =68.18% Disagree [2] =0 Not sure [1] =4.55%



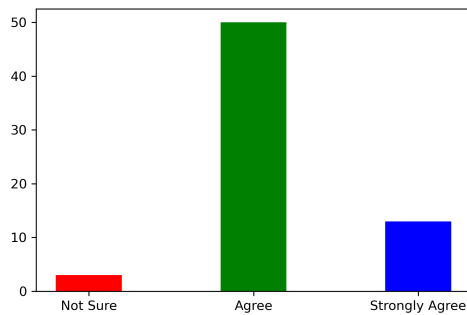
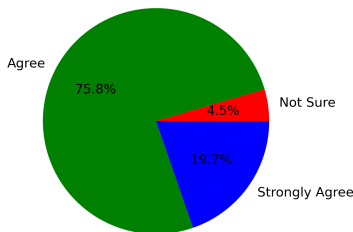
7. How is the overall learning environment?

Strongly Agree [4] =24.24% Agree [3] =75.76% Disagree [2] =0 Not sure [1] =0



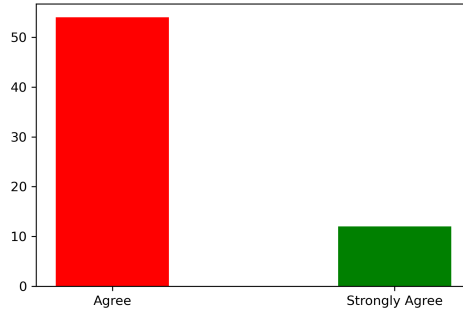
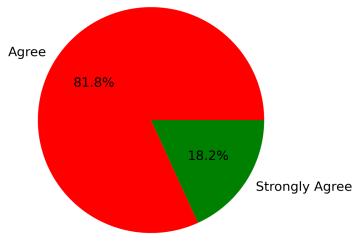
8. Did you improve your communication skill?

Strongly Agree [4] =19.7% Agree [3] =75.76% Disagree [2] =0 Not sure [1] =4.55%



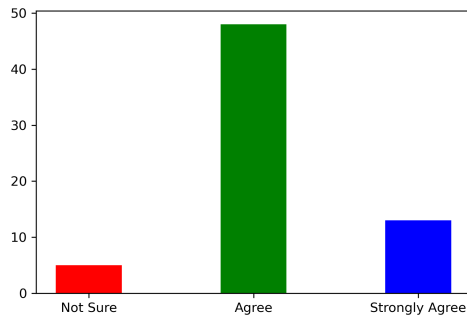
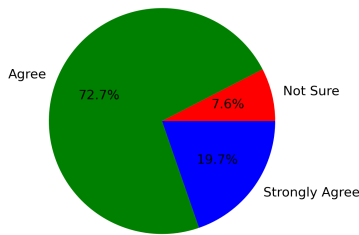
9. Are the teachers able to demonstrate the required knowledge and skills?

Strongly Agree [4] =18.18% Agree [3] =81.82% Disagree [2] =0 Not sure [1] =0



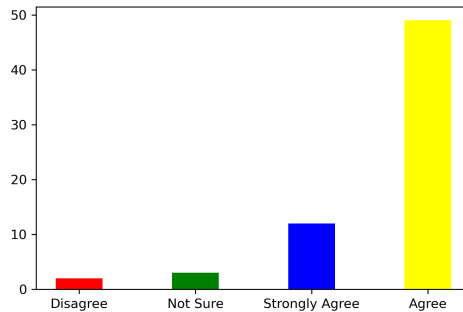
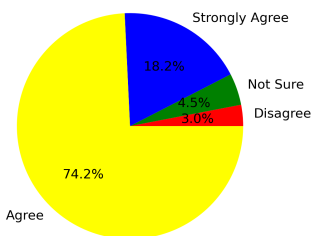
10. Is the pedagogy used by the teachers effective and interesting?

Strongly Agree [4] =19.7% Agree [3] =72.73% Disagree [2] =0 Not sure [1] =7.58%



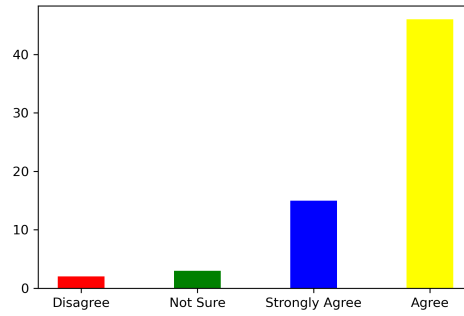
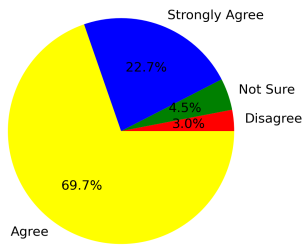
11. Are the opportunities provided for cocurricular and extracurricular activities?

Strongly Agree [4] =18.18% Agree [3] =74.24% Disagree [2] =3.03% Not sure [1] =4.55%



12. Are events (workshop/seminar/webinar etc.) conducted for the holistic development of the students and to bridge industry-academia gap?

Strongly Agree [4] =22.73% Agree [3] =69.7% Disagree [2] =3.03% Not sure [1] =4.55%



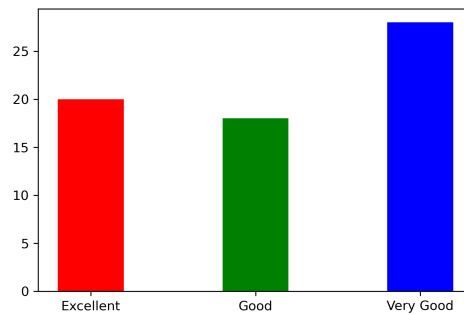
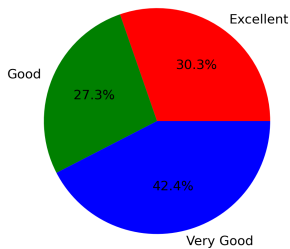
Summary

Strongly Agree: 21.09%
 Agree: 73.99%
 Disagree: 1.26%
 Not Sure: 3.66%

Feedback on Facilities

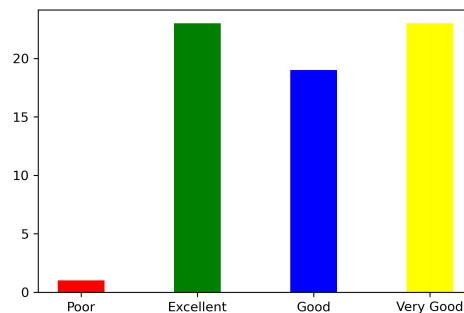
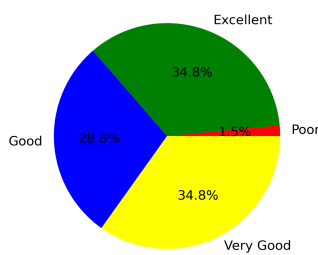
1. Laboratory facility

Excellent [4] =30.3% Very Good [3] =42.42% Good [2] =27.27% Poor [1] =0



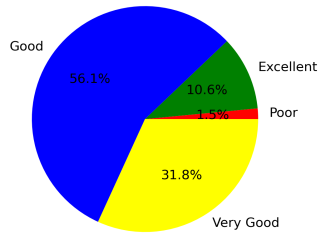
2. Library facility

Excellent [4] =34.85% Very Good [3] =34.85% Good [2] =28.79% Poor [1] =1.52%



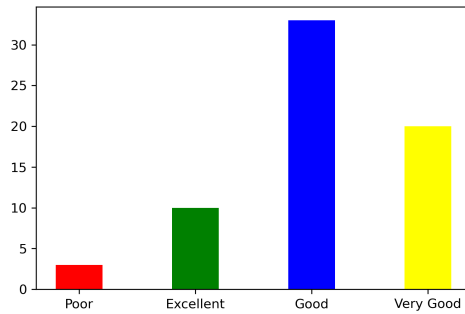
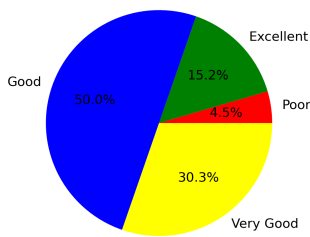
3. Hostel facility (if applicable)

Excellent [4] =10.61% Very Good [3] =31.82% Good [2] =56.06% Poor [1] =1.52%



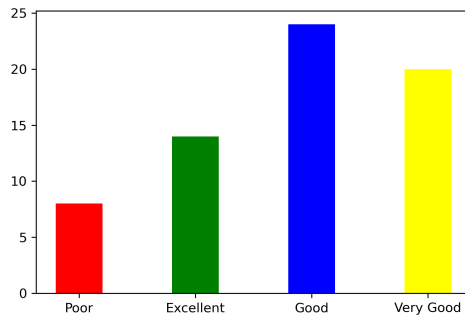
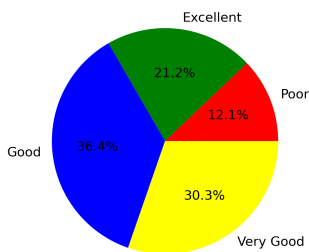
4. Sports facility

Excellent [4] =15.15% Very Good [3] =30.3% Good [2] =50.0% Poor [1] =4.55%



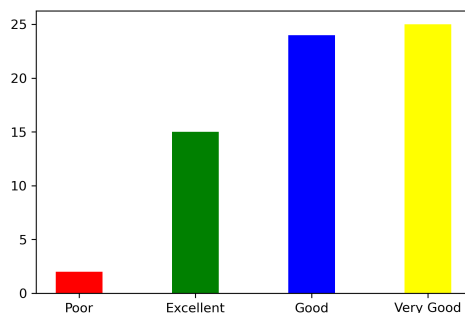
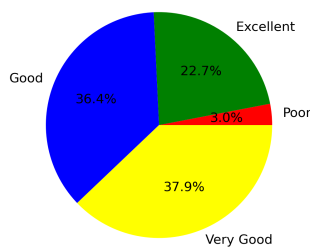
5. Water facility

Excellent [4] =21.21% Very Good [3] =30.3% Good [2] =36.36% Poor [1] =12.12%



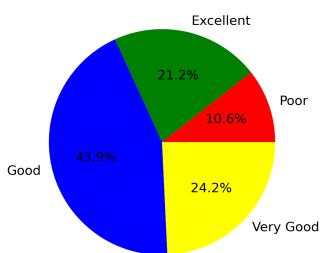
6. Cleanliness and Hygiene

Excellent [4] =22.73% Very Good [3] =37.88% Good [2] =36.36% Poor [1] =3.03%



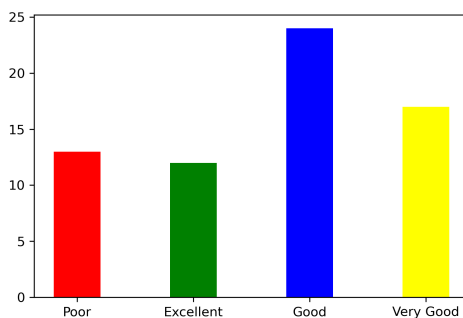
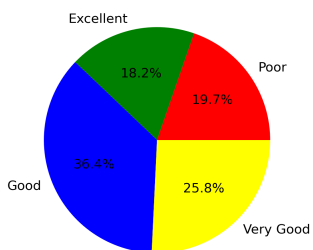
7. Canteen facility

Excellent [4] =21.21% Very Good [3] =24.24% Good [2] =43.94% Poor [1] =10.61%



8. Internet facility

Excellent [4] =18.18% Very Good [3] =25.76% Good [2] =36.36% Poor [1] =19.7%



Summary

Excellent: 21.78%
Very Good: 32.2%
Good: 39.39%
Poor: 6.63%

This is a computer generated statement and does not require a signature.